



Annual Report 2019-20
Essar Shipping Limited



10TH ANNUAL REPORT FOR THE FINANCIAL YEAR 2019-2020

BOARD OF DIRECTORS

Mr. P. K. Srivastava
Non- Executive Chairman

Mr. N. Srinivasan
Independent Non-Executive Director

Captain Bhupinder Singh Kumar
Independent Non- Executive Director

Ms. Sunita Kotian
Non-Executive Director
(w.e.f. 12.02.2020)

Captain Rahul Bhargava
Executive Director

Mr. Ranjit Singh
President and Chief Executive Officer

Mr. Ketan Shah
Chief Financial Officer

Ms. Jyotsna Gupta
Company Secretary
(w.e.f. 02-07-2019)

REGISTERED OFFICE

EBTSL Premises, ER-2 Building
(Admin Building),
Salaya, 44 KM, P.O. Box No.7,
Taluka Khambhalia,
Devbhumi Dwarka.
Gujarat- 361 305

AUDITORS

C N K & Associates LLP.
Chartered Accountants (Firm Registration No. 101961 W/W – 100036)
Add: Mistry Bhavan, 3rd Floor, Dinshaw Vachha Road, Churchgate,
Mumbai- 400 020

SECRETARIAL AUDITOR

MARTINHO FERRAO & ASSOCIATES
Dhun Building, Office # 301, 23/25,
Janmabhoomi Marg, Fort,
Mumbai- 400001
Telephone: 022 2202 4366
Email: mferraocs@yahoo.com

DEBENTURE TRUSTEE

IDBI Trusteeship Services Limited
Asian Building, Ground Floor,
17. R. Kamani Marg,
Ballard Estate,
Mumbai – 400 001
Phone: 022 40807000 Fax: 022 66311776
Email: itsl@idbitrustee.com

REGISTRAR & TRANSFER AGENT

Data Software Research Company Private Limited
19, Pycroft Garden Road, Off Haddows Road,
Nungambakkam, Chennai- 600 006
Ph.No.044-28213738 / 28214487
Fax No. 044-28214636
Email: essar.shipping@dsrc-cid.in

CORPORATE OFFICE

Essar House
11, K.K. Marg,
Mahalaxmi.
Mumbai- 400 034.
Maharashtra, India.
E-mail: esl.secretarial@essar.co.in

| CONTENTS | Page No. |
|---|-----------------|
| Notice to Members | 1 |
| Director's Report | 13 |
| Report on Corporate Governance | 42 |
| Auditor's Report on Standalone Financial Statements | 53 |
| Balance Sheet | 61 |
| Standalone Statement of Profit and Loss | 62 |
| Standalone Statement of Cash Flows | 63 |
| Standalone Statement of Changes in Equity | 65 |
| Notes forming part of the Standalone Financial Statements | 66 |
| Auditors' Report on Consolidated Financial Statements | 105 |
| Consolidated Balance Sheet | 112 |
| Consolidated Statement of Profit and Loss | 113 |
| Consolidated Statement of Cash Flows | 114 |
| Consolidated Statement of Changes in Equity | 116 |
| Notes forming part of the Consolidated Financial Statements | 117 |

NOTICE FOR ANNUAL GENERAL MEETING

Notice is hereby given that the **Tenth** Annual General Meeting (the Meeting) of the Members of Essar Shipping Limited (the Company) will be held on Wednesday, September 30, 2020 at 3:00 P.M. through video conferencing (“VC”)/ Other Audio-Visual Means (OEAVM) in accordance with the applicable provisions of the Companies Act, 2013 read with MCA General Circular No. 20/2020, 14/2020 and 17/2020 dated 5th May, 2020, 8th April, 2020 and 13th April, 2020 respectively to transact the following businesses:

ORDINARY BUSINESS:

1. To receive, consider and adopt the Audited Standalone Financial Statements of the Company for the financial year ended on March 31, 2020 together with the reports of the Board of Directors and Auditors thereon;
2. To receive, consider and adopt the Audited Consolidated Financial Statements of the Company for the financial year ended on March 31, 2020 together with the reports of Auditors thereon;
3. To appoint a Director in place of Captain Rahul Bhargava (DIN 07618915), who retires by rotation pursuant to Section 152 of the Companies Act, 2013

To consider and if thought fit to pass the following resolution as an **Ordinary Resolution** -

“**RESOLVED THAT** pursuant to the provisions of Sections 149, 178, 161 and 196 ,197 and 203, read with Schedule V of the Companies Act, 2013 and rules framed thereunder and Rule 17(1) of the SEBI, Listing Obligations and Disclosure Requirements, 2015 (including any statutory modification(s) or re-enactment thereof for the time being in force) or any other applicable provisions of the Act and regulations made thereunder or any other authority as may be required, Captain Subimal Mahato (DIN 08867107) be and is hereby appointed as an Executive Director on the Board, liable to retire by rotation on the terms and conditions including remuneration as set out in the Explanatory Statement annexed to the Notice of AGM with authority to the Board of Directors to alter, vary and modify the terms of the said appointment as may be agreed between the Board (which term shall always be deemed to include any Committee as constituted or to be constituted by the Board to exercise its powers including the powers conferred under this resolution) and the Appointee.”

RESOLVED FURTHER THAT the Board of Directors and/ or Company Secretary be and are hereby authorised to do all such acts, deeds, matters and things to give effect to this resolution and execute all such documents, instruments and writings as may be deemed/considered necessary or required and to delegate all or any of its powers herein conferred to any committee of Directors or the Board.”

4. To consider and approve the appointment of Auditors.

To consider and if thought fit, to pass the following resolution as an **Ordinary Resolution**;

“**RESOLVED THAT** pursuant to the provisions of Section 139, 141 and other applicable provisions if any, of the Companies Act, 2013 and the Companies (Audit and Auditors) Rules, 2014 as amended from time to time, consent of members be and is hereby given to for the appointment of M/s CNK & Associates LLP, Chartered Accountants (Registration No. 101961W), as Auditors of the Company to hold office from the conclusion of this Annual General Meeting till the conclusion of the 15th Annual General Meeting of the Company, to be held in year 2025, to examine and audit the accounts of the Company at such remuneration as may be mutually agreed between the Board of Directors of the Company and the Auditors.

RESOLVED FURTHER THAT the Board of Directors and/ or Company Secretary be and are hereby authorised to do all such acts, deeds, matters and things as may be deemed/ considered necessary to give effect to this resolution.”

SPECIAL BUSINESS:

5. **To consider and, if thought fit, to pass the following resolution as Ordinary Resolution:**

“**RESOLVED THAT** pursuant to the provisions of Section 152 and other applicable provisions of the Companies Act, 2013 read with the Companies (Appointment and Qualification of Directors) Rules, 2014, Regulation 17(c) of the SEBI Listing Obligations and Disclosure Requirements and other statutory modification(s), re-enactment(s) or amendment(s) made thereof consent of the members be and is hereby accorded to appoint Mr. Rajesh Desai (DIN 08848625) as Non-Executive Director, liable to retire by rotation.

RESOLVED FURTHER THAT the Board of Directors and/ or Company Secretary of the Company be and are hereby authorised to do all such acts, deeds and things as may be necessary, expedient and desirable for the purpose of giving effect to this resolution.”

6. To consider and, if thought fit, to pass the following resolution as Ordinary Resolution:

“RESOLVED THAT Ms. Sunita Kotian (DIN: 08699296) who was appointed as an Additional Director of the Company w.e.f. February 12, 2020 by the Board of Directors and who holds office upto the date of this Annual General Meeting in terms of Section 161 and other applicable provisions of the Companies Act, 2013 (“the Act”) read with Companies (Appointment and Qualification of Directors) Rules, 2014 and Article of Association, and pursuant to the recommendation of the Nomination & Remuneration Committee and the Board of Directors, and being eligible, offer herself for appointment, and in respect of whom the Company has received a notice in writing under Section 160(1) of the Act from a Member signifying his intention to propose Ms. Kotian candidature for the office of the Director, be and is hereby appointed as a Non-executive, Non Independent Director of the Company, liable to retire by rotation, with effect from the date of this Meeting.

RESOLVED FURTHER THAT the Board be and is hereby authorised to do all such acts, deeds, matters and things as may be deemed/considered necessary to give effect to this resolution.”

7. To consider and if thought fit, to pass with or without modifications the following resolution as a Special Resolution:

“RESOLVED THAT pursuant to the provisions of Section 188 of the Companies Act, 2013 (“the Act”) and Regulation 23 of the LODR regulation 2015 (including any statutory modification(s) or re-enactment thereof for the time being in force), approval of the members of the Company be and is hereby accorded to the Audit Committee and the Board of Directors to authorize the management of the Company to enter into agreement(s) and/or transaction(s), as may be appropriate, with the following Related Parties as defined under Section 2(76) of the Act and Regulation 23 of LODR Regulation 2015 to sell, purchase, transfer or receipt of products, goods, materials, services or other obligations, if any, on such terms and conditions as may be mutually agreed upon between the Company and any of the Related Party, for the amount in aggregate not exceeding as mentioned against the name of each of the following Related Party during the period mentioned against the name of each Related Party:

| Sr. No. | Name of Related Party | Relationship | Nature of Transaction(s) | Amount (Rs. In crores) | | |
|---------|---------------------------------|-------------------|--|------------------------|---|---|
| | | | | 2019-20 | From April 01, 2020 till the date of 10 th Annual General Meeting September 30, 2020 | From September 30, 2020 till the date of 11 th Annual General Meeting to be held in calendar year 2021 |
| 1 | Essar Steel India Limited | Fellow Subsidiary | Fleet operating and chartering services on Contract(s) of Affreightment and Spot fixture basis | 262.14 | - | - |
| 2 | Essar Shipping (Cyprus) Limited | Fellow Subsidiary | Direct Voyage Expenses | 11.75 | 8.00 | 15.00 |
| 3 | Essar Shipping DMCC | Subsidiary | Guarantee Commission | 11.06 | - | - |
| 4 | Essar Shipping DMCC | Subsidiary | Loan arising from SBLC | 722.72 | 150.00 | 300.00 |
| 5 | Essar Shipping DMCC | Subsidiary | Direct Voyage Expense | 4.63 | 10.00 | 20.00 |
| 6 | Essar Shipping DMCC | Subsidiary | Interest on Finance Lease | 25.69 | 15.00 | 30.00 |
| 7 | Essar Shipping DMCC | Subsidiary | Foreclosure of BBCD Agreement | - | - | 600.00 |

“RESOLVED FURTHER THAT consent of the Members of the Company be and is hereby accorded for ratification of the aforesaid related party transactions already entered into by Company exceeding the threshold limits as specified in Rule 15(3) of the Companies (Meetings of Board and its Powers) Rules, 2014 and which are material in nature in terms of Regulation 23 (1) of LODR Regulation 2015.

“RESOLVED FURTHER THAT the Board of Directors be and is hereby authorized to do all such acts and take all such steps as may be necessary, proper and expedient to give effect to this resolution.”

8 **To consider and if thought fit, to pass, with or without modification(s), the following resolution as a Special Resolution:**

“RESOLVED THAT pursuant to the provisions of Section 180(1)(a) and other applicable provisions, if any, of the Companies Act, 2013 (the “Act”) read with the relevant rules framed thereunder (including any statutory modification(s) or re-enactment thereof, for the time being in force) and in accordance with the provisions of the Memorandum and Articles of Association of the Company, the provisions of the SEBI Listing Obligations and Disclosure Requirements, 2015 applicable on the Company, and such other approvals, consents and permissions of the appropriate authorities to the extent applicable and necessary, approval and consent of the members be and is hereby granted to the board of directors of the Company (the “Board”) to transfer, sell, lease or dispose of (including but not limited to by way of organizing an auction sale), from time to time, one or more vessels, directly owned by the Company including all movable and assets forming part of the respective vessel(s) at such price(s) and on such term(s) and condition(s)

as may be approved by the Board for / in relation to settlement of outstanding credit facilities / debts availed by the Company from time to time, from various banks and other lenders within the borrowing limits earlier approved by the members i.e. Rupees Five Thousand Crore only over and above the aggregate of the paid up share capital of the Company and its free reserves.

RESOLVED FURTHER THAT the board of directors of the Company (the “Board”) be and is hereby authorised to do all such acts, deeds, matters and things as may be necessary, proper or expedient, to give effect to this resolution without being required to seek any further consent or approval of the members of the Company and it shall be deemed that the members shall have given their approval thereto expressly by the authority of this resolution and the Board may, by a resolution delegate the aforementioned power to any committee of directors, director or any other principal officer of the Company on such conditions as the Board may prescribe.”

By Order of the Board
Sd/-

Jyotsna Gupta
Company Secretary
Mem No.: 23899

Mumbai, September 3, 2020

Registered Office:

Essar Shipping Limited

EBTSL Premises, ER-2 Building (Admin. Building),
Salaya, 44 KM, P.O. Box No. 7, Taluka Khambhalia,
Devbhumi Dwarka, Gujarat - 361 305
CIN: L61200GJ2010PLC060285

Notes:

1. Explanatory Statement setting out the material facts concerning each item of Special Businesses to be transacted at the General Meeting pursuant to Section 102 of the Companies Act, 2013, is annexed hereto and forms part of the Notice. Information on all the Directors proposed to be appointed/re-appointed at the Meeting as required under Regulation 36 (3) of the SEBI (Listing Obligations and Disclosure Requirements) Regulations, 2015 and SS-2 are provided in the Annexure - A to this Notice.
2. In view of the COVID 19 pandemic, the Ministry of Corporate Affairs vide its Circular dated 5th May, 2020 read with Circulars dated 8th April, 2020 and 13th April, 2020 (collectively referred to as 'Circulars'), has introduced certain measures enabling companies to convene their Annual General Meetings (AGM/ Meeting) through Video Conferencing (VC) or Other Audio Visual Means (OAVM) and also send notice of the Meeting and other correspondences related thereto, through electronic mode. In compliance with the said requirements of the MCA Circulars, electronic copy of the Notice along with the Annual Report for the financial year ended 31st March, 2020 consisting of financial statements including Board's Report, Auditors' Report and other documents required to be attached therewith (Collectively referred to as Notice) is being sent only to those members whose e-mail ids are registered with the Company or the Registrar and Share Transfer Agent or the Depository Participant(s) through electronic means and no physical copy of the Notice has been sent by the Company to any member. The Notice has also been hosted on the website of the Company www.essar.com.
3. In compliance with the said Circulars, the Company has also published a public notice by way of an advertisement made dated 5th September, 2020 in Jai Hind and Financial Express, both having a wide circulation in the State of Gujarat along with their electronic editions, inter alia, advising the members whose e-mail ids are not registered with the Company, its Registrar and Share Transfer Agent (RTA) or Depository Participant(s) (DPs), as the case may be, to register their e-mail ids with them.
4. The members who have not yet registered their e-mail ids with the Company may contact Ms. Jyotsna Gupta, on e-mail Member@essarshipping.co.in or phone no.022-6661100 for registering their e-mail ids on or before Sunday, 6th day of September, 2020 for entitling the members to cast their vote. The Company shall send the Notice to such members whose e-mail ids get registered within the aforesaid time enabling them to participate in the meeting and cast their votes.
5. If there is any change in the e-mail ID already registered with the Company, members are requested to immediately notify such change to the Company or its RTA in respect of shares held in physical form and to DPs in respect of shares held in electronic form.
6. In terms of the aforesaid Circulars, the businesses set out in the Notice will be transacted by the members only through remote e-voting or through the e-voting system provided during the meeting while participating through VC facility.
7. In accordance with the provisions of Section 108 and other applicable provisions, if any, of the Companies Act, 2013 read with Rule 20 of the Companies (Management and Administration) Rules, 2014 and amendments thereto and applicable provisions of the SEBI Listing Regulations, the Company has engaged the services of National Securities Depository Limited (NSDL) to provide the facility of voting through electronic means to the members to enable them to cast their votes electronically in respect of all the businesses to be transacted at the aforesaid Meeting.
8. The Company shall be providing the facility of voting through E-mail which shall be sent to the designated e-mail id of the Scrutinizer, M/s. Martinho Ferrao & Associates, to those members who could not cast their vote through remote e-voting. Members who cast their votes by remote e-voting may attend the Meeting through VC, but will not be entitled to cast their votes at the Meeting once again.
9. Voting rights of the members (for voting through remote e-voting or e-voting system provide in the Meeting itself shall be in proportion to shares of the paid-up equity share capital of the Company as on the cut-off date 23rd September, 2020. A person, whose name is recorded in the Register of Members or in the Register of Beneficial owners (as at the end of the business hours) maintained by the depositories as on the cut-off date shall only be entitled to avail the facility of remote e-voting or e-voting system provide in the Meeting.
10. In accordance with the aforementioned MCA Circulars, the Company has appointed National Securities Depository Limited (NSDL) for providing the VC facility to the members for participating in the Meeting. The members are requested to follow the following instructions in order to participate in the Meeting through VC mechanism:

THE INSTRUCTIONS FOR MEMBERS FOR e-VOTING ON THE DAY OF THE AGM ARE AS UNDER:-

 - i The procedure for e-Voting on the day of the AGM is same as the instructions mentioned for remote e-voting.

- ii Only those Members/ shareholders, who will be present in the AGM through VC/OAVM facility and have not casted their vote on the Resolutions through remote e-Voting and are otherwise not barred from doing so, shall be eligible to vote through e-Voting system in the AGM.
- iii Members who have voted through Remote e-Voting will be eligible to attend the AGM. However, they will not be eligible to vote at the AGM.
- iv The details of the person who may be contacted for any grievances connected with the facility for e-Voting on the day of the AGM shall be the same person mentioned for Remote e-voting.

INSTRUCTIONS FOR MEMBERS FOR ATTENDING THE AGM THROUGH VC/OAVM ARE AS UNDER:

- i. Member will be provided with a facility to attend the AGM through VC/OAVM through the NSDL e-Voting system. Members may access the same at <https://www.evoting.nsdl.com> under shareholders/members login by using the remote e-voting credentials. The link for VC/OAVM will be available in shareholder/members login where the EVEN of Company will be displayed. Please note that the members who do not have the User ID and Password for e-Voting or have forgotten the User ID and Password may retrieve the same by following the remote e-Voting instructions mentioned in the notice to avoid last minute rush. Further members can also use the OTP based login for logging into the e-Voting system of NSDL.
 - ii. Members are encouraged to join the Meeting through Laptops for better experience.
 - iii. Further Members will be required to allow Camera and use Internet with a good speed to avoid any disturbance during the meeting.
 - iv. Please note that Participants Connecting from Mobile Devices or Tablets or through Laptop connecting via Mobile Hotspot may experience Audio/Video loss due to Fluctuation in their respective network. It is therefore recommended to use Stable Wi-Fi or LAN Connection to mitigate any kind of aforesaid glitches.
 - v. Facility of joining the AGM through VC / OAVM shall open 15 minutes i.e from 2:45 PM (IST) before the time scheduled for the AGM and will be available for Members on first come first served basis.
 - vi. Members who need assistance before or during the AGM, can contact NSDL on evoting@nsdl.co.in / 1800-222-990 or contact (Name of NSDL official).
 - vii. Members who would like to express their views or ask questions during the AGM may send their questions in advance to company mentioning their name, DP ID and Client ID/folio number, PAN, mobile number at mention Company's email ID member@essarshipping.co.in from Sunday, 27th September, 2020 (9:00 a.m. IST) to Tuesday, 29th September, 2020 (5:00 p.m. IST). The questions will be suitably replied by the company.
11. In case of joint holders attending the Meeting, only such joint holder who is higher in the order of names shall be entitled to vote.
 12. In view of the MCA Circulars, no proxy shall be appointed by the members. However, corporate members are required to send to the Company/ RTA/ Scrutinizer, a certified copy of the Board Resolution, pursuant to section 113 of the Companies Act 2013, authorizing their representative to attend and vote at the Meeting through VC.
 13. The Register of Members of the Company will remain closed from Wednesday, 23rd day of September, 2020 to Wednesday, 30th day of September, 2020 (both days inclusive) for determining the name of members eligible for voting.
 14. The Members may send request for checking Register of Directors and Key Managerial Personnel and their shareholding maintained under Section 170 of the Companies Act, 2013 and the Register of Contracts and Arrangements in which Directors are interested maintained under Section 189 of the Companies Act, 2013 at member@essarshipping.co.in before the 10th AGM.
 15. The Members may send request for inspection of All other relevant documents referred to in the accompanying notice/explanatory statement at member@essarshipping.co.in before the 10th AGM..
 16. The Notice for this Meeting along with requisite documents and the Annual Report for the financial year ended 2019-20 shall also be available on the Company's website www.essar.com.
 17. The Board of Directors has appointed Martinho Ferrao & Associates as the Scrutinizer for the purpose of scrutinizing the remote e- voting and e- voting system provide in the Meeting in a fair and transparent manner.
 18. The results of remote e-voting and e- voting system provided in the Meeting shall be aggregated and declared on or after the Meeting of the Company by the Chairman or by any other person duly authorised in this regard.
 19. The results declared along with the report of the scrutinizer shall be placed on the Company's website www.essar.com and on the website of NSDL immediately after the

result is declared by the Chairman and simultaneously communicated to the Stock Exchanges. Due to the current lockdown situation in the wake of COVID 19 pandemic, the result shall not be displayed on the Notice Board of the Company at its Registered Office.

20. Members are requested to contact the Company's Registrar & Share Transfer Agent, Data Software Research Company Private Limited for reply to their queries/ redressal of complaints, if any, or contact Ms. Jyotsna Gupta, Company Secretary of the Company at member@essarshipping.co.in
21. The Securities and Exchange Board of India (SEBI) has mandated the submission of Permanent Account Number (PAN) by every participant in securities market. Members holding shares in electronic form are, therefore, requested to submit their PAN to their Depository Participants (DPs) with whom they are maintaining their demat accounts. Members holding shares in physical form can submit their PAN details to RTA, Data Software Research Company Private Limited or the Company.
22. SEBI vide its Notification No. SEBI/LAD-NRO/GN/2018/24 dated 8th June, 2018 & Notification No. SEBI/LAD-NRO/GN/2018/49 dated 30th November, 2018 amended Regulation 40 of SEBI (Listing Obligations and Disclosure Requirements) Regulations, 2015, which provides that from 1st April, 2019 transfer of securities would not be processed unless the securities are held in the dematerialized form with a depository. In view of the same, now the shares cannot be transferred in the physical mode. Members holding shares in physical form are therefore requested to dematerialize their holdings immediately. However, members can continue to make request for transmission or transposition of securities held in physical form.
23. Non-Resident Indian Members are requested to inform RTA, immediately on:
 - (a) Change in their residential status on return to India for permanent settlement;
 - (b) Particulars of their bank account maintained in India with complete name, branch, account type, account number and address of the bank with PIN Code number, if not furnished earlier.
24. Members holding shares in single name and wishes to appoint nominee in respect of their shareholding may download the nomination form from www.essar.com
25. Since the AGM will be held through VC / OAVM, the Route Map is not annexed in this Notice.

THE INSTRUCTIONS FOR MEMBERS FOR REMOTE E-VOTING ARE AS UNDER:-

The remote e-voting period begins on Sunday, September 27, 2020 at 09:00 A.M. and ends on Tuesday, September 29, 2020 at 5:00 P.M. The remote e-voting module shall be disabled by NSDL for voting thereafter.

How do I vote electronically using NSDL e-Voting system?

The way to vote electronically on NSDL e-Voting system consists of "Two Steps" which are mentioned below:

Step 1: Log-in to NSDL e-Voting system at <https://www.evoting.nsdl.com/>

Step 2: Cast your vote electronically on NSDL e-Voting system.

Details on Step 1 is mentioned below:

| <u>How to Log-in to NSDL e-Voting website?</u> | |
|---|---|
| 1. | Visit the e-Voting website of NSDL. Open web browser by typing the following URL: https://www.evoting.nsdl.com/ either on a Personal Computer or on a mobile. |
| 2. | Once the home page of e-Voting system is launched, click on the icon "Login" which is available under 'Shareholders' section. |
| 3. | A new screen will open. You will have to enter your User ID, your Password and a Verification Code as shown on the screen. <i>Alternatively, if you are registered for NSDL eservices i.e. IDEAS, you can log-in at https://eservices.nsdl.com/ with your existing IDEAS login. Once you log-in to NSDL eservices after using your log-in credentials, click on e-Voting and you can proceed to Step 2 i.e. Cast your vote electronically.</i> |
| 4. | Your User ID details are given below: |

| Manner of holding shares i.e. Demat (NSDL or CDSL) or Physical | Your User ID is: |
|--|---|
| a) For Members who hold shares in demat account with NSDL. | 8 Character DP ID followed by 8 Digit Client ID For example if your DP ID is IN300*** and Client ID is 12***** then your user ID is IN300***12*****. |
| b) For Members who hold shares in demat account with CDSL. | 16 Digit Beneficiary ID For example if your Beneficiary ID is 12***** then your user ID is 12*****. |
| c) For Members holding shares in Physical Form. | EVEN Number followed by Folio Number registered with the company For example if folio number is 001*** and EVEN is 101456 then user ID is 101456001*** |

5. Your password details are given below:
 - a) If you are already registered for e-Voting, then you can use your existing password to login and cast your vote.
 - b) If you are using NSDL e-Voting system for the first time, you will need to retrieve the 'initial password' which was communicated to you. Once you retrieve your 'initial password', you need to enter the 'initial password' and the system will force you to change your password.
 - c) How to retrieve your 'initial password'?
 - (i) If your email ID is registered in your demat account or with the company, your 'initial password' is communicated to you on your email ID. Trace the email sent to you from NSDL from your mailbox. Open the email and open the attachment i.e. a .pdf file. Open the .pdf file. The password to open the .pdf file is your 8 digit client ID for NSDL account, last 8 digits of client ID for CDSL account or folio number for shares held in physical form. The .pdf file contains your 'User ID' and your 'initial password'.
 - (ii) If your email ID is not registered, please follow steps mentioned below in process for those shareholders whose email ids are not registered
6. If you are unable to retrieve or have not received the "Initial password" or have forgotten your password:
 - a) Click on "**Forgot User Details/Password?**"(If you are holding shares in your demat account with NSDL or CDSL) option available on www.evoting.nsd.com.
 - b) **Physical User Reset Password?**" (If you are holding shares in physical mode) option available on www.evoting.nsd.com.
 - c) If you are still unable to get the password by aforesaid two options, you can send a request at evoting@nsdl.co.in mentioning your demat account number/folio number, your PAN, your name and your registered address.
 - d) Members can also use the OTP (One Time Password) based login for casting the votes on the e-Voting system of NSDL.
7. After entering your password, tick on Agree to "Terms and Conditions" by selecting on the check box.
8. Now, you will have to click on "Login" button.
9. After you click on the "Login" button, Home page of e-Voting will open.

Details on Step 2 is given below:

How to cast your vote electronically on NSDL e-Voting system?

1. After successful login at Step 1, you will be able to see the Home page of e-Voting. Click on e-Voting. Then, click on Active Voting Cycles.
2. After click on Active Voting Cycles, you will be able to see all the companies "EVEN" in which you are holding shares and whose voting cycle is in active status.
3. Select "EVEN" of company for which you wish to cast your vote.
4. Now you are ready for e-Voting as the Voting page opens.
5. Cast your vote by selecting appropriate options i.e. assent or dissent, verify/modify the number of shares for which you wish to cast your vote and click on "Submit" and also "Confirm" when prompted.
6. Upon confirmation, the message "Vote cast successfully" will be displayed.

7. You can also take the printout of the votes cast by you by clicking on the print option on the confirmation page.
8. Once you confirm your vote on the resolution, you will not be allowed to modify your vote.

General Guidelines for shareholders

- 1 Institutional shareholders (i.e. other than individuals, HUF, NRI etc.) are required to send scanned copy (PDF/JPG Format) of the relevant Board Resolution/ Authority letter etc. with attested specimen signature of the duly authorized signatory(ies) who are authorized to vote, to the Scrutinizer by e-mail to < e-mail ID of Scrutinizer> with a copy marked to evoting@nsdl.co.in.
- 2 It is strongly recommended not to share your password with any other person and take utmost care to keep your password confidential. Login to the e-voting website will be disabled upon five unsuccessful attempts to key in the correct password. In such an event, you will need to go through the “[Forgot User Details/Password?](#)” or “[Physical User Reset Password?](#)” option available on www.evoting.nsdl.com to reset the password.
- 3 In case of any queries, you may refer the Frequently Asked Questions (FAQs) for Shareholders and e-voting user manual for Shareholders available at the download section of www.evoting.nsdl.com or call on toll free no.: 1800-222-990 or send a request to (Name of NSDL Official) at evoting@nsdl.co.in

Process for those shareholders whose email ids are not registered with the depositories for procuring user id and password and registration of e mail ids for e-voting for the resolutions set out in this notice:

1. In case shares are held in physical mode please provide Folio No., Name of shareholder, scanned copy of the share certificate (front and back), PAN (self attested scanned copy of PAN card), AADHAR (self attested scanned copy of Aadhar Card) by email member@essarshipping.co.in.

In case shares are held in demat mode, please provide DPID-CLID (16 digit DPID + CLID or 16 digit beneficiary ID), Name, client master or copy of Consolidated Account statement, PAN (self-attested scanned copy of PAN card), AADHAR (self-attested scanned copy of Aadhar Card) to member@essarshipping.co.in.

2. Alternatively member may send an e-mail request to evoting@nsdl.co.in for obtaining User ID and Password by proving the details mentioned in Point (1) or (2) as the case may be.

EXPLANATORY STATEMENT PURSUANT TO SECTION 102 OF THE COMPANIES ACT, 2013

Item No. 3.

Captain Rahul Bhargava, who was appointed as the Director-Commercial & Operations of the Company (Whole-time Key Managerial Personnel) for a period of 3 consecutive years at the Meeting of the Board of Directors held on November 14, 2017 and whose appointment was further confirmed by the Shareholders in the 7th Annual General Meeting of the Members held on December 29, 2017 is liable to retire by rotation pursuant to section 152 of the Companies Act, 2013.

The Company has received a notice under Section 160 of the Companies Act, 2013 from a Capt. Subimal Mahato (DIN 08867107) signifying his intention to propose the candidature of Captain Subimal Mahato himself as a Director of the Company. Accordingly, the Board of Directors based on the recommendation of Nomination and Remuneration Committee as per the provisions of the section 149, 152 and any other applicable provisions of Companies Act, 2013 recommend the appointment of Captain Subimal Mahato, the Director under executive Category designated as or up to the date

of the date of Superannuation whichever is earlier, at a gross remuneration of upto Rs. 0.60 Crore P.A. As per rules of the Company he will also be eligible for Provident Fund, Gratuity and Superannuation benefits which shall not be included for the purpose of calculation of the Managerial Remuneration. The Office of Captain Subimal Mahato is liable to retire by rotation.

A brief profile of Captain Subimal Mahato

A Master Mariner with almost 2 decades of extensive experience in Chartering and Ship's Operations of which almost thirteen years in oil tanker/bulker chartering. Currently working as General Manager - Chartering and Operations for Tankers (VLCC) and bulker and also handling the Stanlow business of the Company.

Minimum Remuneration:

If in any financial year during the tenure of Captain Subimal Mahato, the Company has no profits or inadequate profit, the Company will pay remuneration by way of salary, perquisites and allowance of upto `Rs. 0.60 Crore P.A. in accordance with the Compliance of applicable provisions of section 196, 197 and 203 read with Schedule V of the Companies Act, 2013 and all other applicable provisions if any and rules made thereunder.

The aforesaid shall be treated as an abstract of the agreement between the Company and Captain Subimal Mahato for the purpose of section 190 of Companies Act, 2013 and other applicable provisions of the Act.

The said resolutions at agenda item no. 3 are proposed to be passed by the shareholders/members.

Appointment and remuneration of Captain Subimal Mahato as Director of the Company to comply with the provisions of Section 149 (1) of the Companies Act, 2013 and rules made therein.

Except Captain Subimal Mahato, none of the other Directors, Key Managerial Personnel or their relatives are concerned or interested or concerned in the Resolution at Item No. 3 of the Notice.

Item No. 5.

Mr. Ramesh Krishnan (DIN: 08633771), Non-Executive Director had tendered his resignation w.e.f. May 21, 2020. Owing to his resignation, a vacancy was created and in order to comply with requirement of Regulation 17 of SEBI (LODR) Regulations, wherein, Board of top 2000 listed entities should comprise of at least six Directors there is a requirement to appoint a Director.

The Company received a notice from a member of the Company under Section 160 of the Companies Act, 2013, signifying their intention to propose the candidature of Mr. Rajesh Desai (DIN: 08848625) for the office of Director of the Company. In view of the same Nomination and Remuneration Committee at their meeting held on September 03, 2020 has recommended the candidature of Mr. Rajesh Desai (DIN: 08848625) under Section 160 of the Companies Act, 2013 for the approval of the Board.

The details of Mr. Ramesh Krishnan in terms of Regulation 36(3) of the Listing Regulation and Secretarial Standard 2 is annexed to this Notice.

The said resolutions at agenda item no. 5 are proposed to be passed by the shareholders/members.

Except Mr. Rajesh Desai, none of the other Directors, Key Managerial Personnel or their relatives are concerned or interested or concerned in the Resolution at Item No. 5 of the Notice.

Item No. 6.

The Board of Directors (based on the recommendation of Nomination and Remuneration Committee) had appointed Ms. Sunita Kotian (DIN: 08699296) as an Additional Director in Non-Executive category of the Company by the Board of Directors in their duly held meeting on February 12, 2020 with effect from February 12, 2020.

In terms of Section 161(1) of the Companies Act, 2013 read with Articles of Association of the Company, Ms. Sunita Kotian holds office as an Additional Director only up to the date of the forthcoming Annual General Meeting. Ms. Sunita Kotian, being eligible has offered herself for appointment as a Non-Executive Director. In view of the same Nomination and Remuneration Committee at their meeting held on September 03, 2020 has recommended the candidature of Ms. Sunita Kotian (DIN: 08699296) under Section 160 of the Companies Act, 2013 for the approval of the Board.

Ms. Sunita Kotian has more than 3 decades of experience in Shipping Industry.

The other details of Ms. Sunita Kotian in terms of Regulation 36(3) of the Listing Regulation and Secretarial Standard 2 is annexed to this Notice. The Board of Directors is of the opinion that Ms. Sunita Kotian has vast knowledge of shipping industry and varied experience will be of great value to the Company and has recommended the Resolution at Item No. 6 of this Notice relating to her appointment as a Non-Executive Director, liable to retire by rotation as Ordinary Resolution for your approval.

Except Ms. Sunita Kotian, none of the other Directors, Key Managerial Personnel or their relatives are concerned or interested or concerned in the Resolution at Item No. 6 of the Notice.

Item No. 7.

The Company is an integrated logistics services provider engaged in the businesses of sea transportation, logistics services and oilfields services. The Company currently operates a diversified fleet of Very Large Crude Oil Carrier and bulk carriers including Supramaxes and Handysize bulk carriers. The Company in the ordinary course of its business provides sea transportation, logistics services and oilfields services to Arkay Logistics Limited (ALL). The company is engaged into Logistics activities and require services of the Company for transportation of raw materials and finished goods. The fleet of the Company includes vessels owned by the Company as well as those taken on finance and/or operating lease. The Company is required to give/take vessels on hire to/from Essar Shipping (Cyprus) Limited (ESCL) for its business purposes.

ALL and ESCL are Related Parties of the Company within the meaning of Section 2(76) of the Companies Act, 2013 and Regulation 23 of the SEBI (LODR) Regulations, 2015. Current and future transactions with ALL and ESCL are/will be deemed to be 'material' in nature as defined in Regulation 23 of SEBI (LODR), Regulations 2015 as they may exceed 10% of the annual turnover of the Company consequent on future business projections. Thus, in terms of Section 188 of the Companies Act,

2013 and Regulation 23 of the SEBI (LODR) Regulations, 2015, these transactions would require the approval of the members by way of a Special Resolution.

Essar Steel India Limited (ESIL) ceases to be the related party of the company w.e.f. November 15, 2019 and as such all the current and future transactions with ESIL will not fall within the scope of related party transactions and henceforth shall not require the member's approval.

The transactions entered during the year with the said related parties are in accordance with the approval taken from Shareholders in the last Annual General Meeting and approval taken from the audit committee at their respective meeting for the quarter in which the transaction took place

The particulars of the contracts /arrangements /transactions are as under:

| | |
|---|---|
| Name of the Related Party(ies) | Essar Steel India Limited, Arkay Logistics Limited and Essar Shipping (Cyprus) Limited |
| Name of Director(s) or KMP who is/are related | None |
| Nature of Relationship | Fellow Subsidiaries/Associate Companies |
| Nature of contracts / arrangements /transactions | Providing Sea Transportation Service for transportation of raw materials and finished goods Giving/Taking vessels on hire |
| Nature, Material terms of the contracts /arrangements / Transactions | To be determined on an arm's length basis |
| Monetary Value | Amount mentioned in the resolution for corresponding period |
| Are the transactions in the ordinary course of business | Yes |
| Are the transactions on an arm's length basis | Yes |
| Whether the transactions would meet the arm's length standard in the opinion of the Company's Transfer Pricing Consultants | Yes |
| Whether the transactions have been/would be approved by the Audit Committee and the Board of Directors of the Company | Yes |
| Any other information relevant or important for the members to make a decision on the proposed transactions | None |

The monetary value of the transactions proposed is estimated on the basis of the Company's current transactions and future business.

The Board is of the opinion that the transactions referred in the resolution would be in the best interest of the Company. The Board accordingly recommends the Special Resolution at Item No. 7 of the accompanying notice for your approval.

Pursuant to Regulation 23(4) of the SEBI (Listing Obligations and Disclosure Requirements) Regulations, 2015 (hereinafter referred to as "the Listing Regulations") and section 188 of the Companies Act, 2013, all related parties shall abstain from voting on such resolution.

The Board recommends the Special Resolution under Item No. 7 for approval by the Members.

None of the Directors, Key Managerial Personnel, their associates and their relatives are concerned or interested, financially or otherwise, in the resolutions set forth in Item No. 6 of this Notice, except to the extent of their shareholding in the Company, if any.

Item No. 8

Your Company has availed, from time to time, various credit facilities from its bankers / Financial Institutions/ lenders, within the borrowing limits approved by the members in compliance with the applicable provisions of the Companies Act, 2013 (the "Act"). Due to global slowdown in the shipping industry and other factors having a bearing on the performance of the Company, the Company's business was impacted.

With a view to improve the shareholder value, reduce the interest costs, settle the outstanding credit facilities / debts availed by the Company from time to time, from various banks, financial institution and other lenders, the company proposes to sell some of its old/ aging fleet. These vessels are not generating returns commensurate to the value of investments. Further, the new IMO 2020 guidelines require these vessels to consume Very Low Sulphur Furnace Oil (VLSO) instead of High Sulphur Fuel Oil ("HSFO") for safeguarding the environment. The price differential between the two is substantial which has resulted in further increase in the cost for the Company without any increase in its revenues. The proceeds from the sale of such vessels will be utilized to pay off its liabilities and / or acquire new vessels. Accordingly, it is proposed to transfer, sell, lease or dispose of (including but not limited to by way of organizing an auction sale), from time to time, one or more vessels, directly / indirectly owned by the Company,

As per the provisions of Section 180(1)(a) of the Companies Act, 2013, the Board of Directors of a company shall exercise the powers relating to sale, lease or otherwise dispose of the whole

or substantially the whole of the undertaking of the company or where the company owns more than one undertaking, of the whole or substantially the whole of any of such undertakings only with the consent of the company by a special resolution.

For the purposes of the above provisions, the term “undertaking” was defined as to mean an undertaking in which the investment of the company exceeds twenty percent of its net worth as per the audited balance sheet of the preceding financial year or an undertaking which generates twenty percent of the total income of the company during the previous financial year and the expression “substantially the whole of the undertaking” in any financial year shall mean twenty percent or more of the value of the undertaking as per the audited balance sheet of the preceding financial year.

As the aggregate value of the vessel(s) proposed to be transferred, sold, leased or disposed of (including but not limited to by way of organizing an auction sale), from time to time for / in relation to settlement of outstanding credit facilities / debts availed by the Company may exceed the prescribed limits, it is necessary to obtain the members approval by way of Special Resolution enabling the Board to transfer, sell, lease or dispose-off

(including but not limited to by way of organizing an auction sale), from time to time, one or more vessels, directly / indirectly owned by the Company within the borrowing limits earlier approved by the members i.e. Rupees Five Thousand Crore only over and above the aggregate of the paid up share capital of the Company and its free reserves.

None of the directors are concerned or interested in the proposed resolution except to the extent their holdings, if any.

The Company shall continue its shipping operations as hereto before by acquiring younger and fuel efficient fleet either by acquisition, inchartering, Bare Boat Charter, time or voyage charter etc. and the management is hopeful that the operations would grow, once the global economy improves.

In consideration of the above, the Board recommends the resolution set out in the Notice at Item No. 8 for approval of the members as Special Resolution.

Information pursuant to Regulations 26 and 36 of the SEBI (Listing Obligations and Disclosure Requirements) Regulations, 2015 and Secretarial Standard- 2 on General Meetings, in respect of Directors seeking appointment / re-appointment at the Annual General Meeting

Annexure A

| Name of the Director | Mr. Rajesh Desai (DIN 08848625) | Captain Subimal Mahato (DIN: 08867107) | Ms. Sunita Kotian (DIN: 08699296) |
|---|---------------------------------------|--|---------------------------------------|
| Qualification | Commerce Graduate | Master (FG) | Bachelor degree in Science |
| Date of birth | 26.06.1958 | 22.09.1970 | 06.06.1963 |
| Age | 62 | 50 | 57 |
| Initial date of Appointment | - | - | 12.02.2020 |
| Date of re-appointment | - | - | In the 10 th AGM |
| A brief resume of the directors | As mentioned in Annexure B | As mentioned in Annexure B | As mentioned in Annexure B |
| Expertise in specific functional areas | As mentioned in Annexure B | As mentioned in Annexure B | As mentioned in Annexure B |
| Terms and conditions of appointment / reappointment | As mentioned in Explanatory Statement | As mentioned in Explanatory Statement | As mentioned in Explanatory Statement |
| Remuneration proposed to be paid | As per NRC Policy | As mentioned in Explanatory Statement | As per NRC Policy |
| Remuneration last drawn (including sitting fees, if any) for F.Y. 2019-20 | Not Applicable | Not Applicable | As per the policy of the Company |
| Shareholding of Directors (as on 31 st March, 2020) | None | None | None |

| | | | |
|---|---|--|---|
| Number of Board meetings attended during the F.Y. 2019-20 | Not Applicable | Not Applicable | Not Applicable |
| Directorships held in other listed companies (as on 31st March, 2020) | None | None | None |
| Chairmanship/ Membership of the Committees of the Board of Directors of other listed companies (as on 31st March, 2020) | None | None | None |
| Disclosure of relationships between directors inter-se | Not related to any Director /Key Managerial Personnel | Not related to any Director / Key Managerial Personnel | Not related to any Director /Key Managerial Personnel |

Mr. Rajesh Desai Ms. Sunita Kotian and Captain Subimal Mahato are not debarred from holding the Office of Director by virtue of any SEBI order or any other such authority.

Annexure B

Brief Profile of Directors seeking appointment at the Tenth General Meeting in pursuance of SEBI (LODR) Regulations, 2015

Ms. Sunita Kotian

Ms. Sunita Kotian holds a Bachelor degree in Science from St. Agnes College, Mangalore University and has around 33 years of experience in Shipping Industry in handling fleet personnel Department. She was accredited by Sailor Today as longest women serving single organization and fleet department.

Mr. Rajesh Desai

Mr. Rajesh Desai is a commerce Graduate from Mumbai University holding 38 years of diverse experience in accounts and finance of which 34 years was in Essar Group. He has also worked with companies like Bharat Surgicals Company and Essar Bulk Carriers Ltd.

Captain Subimal Mahato (Executive Director)

A Master Mariner with almost 2 decades of extensive experience in Chartering and Ship's Operations of which almost thirteen years in oil tanker/bulker chartering. Currently working as General Manager - Chartering and Operations for Tankers (VLCC) and bulker and also handling the Stanlow business of the Company.

DIRECTORS' REPORT

To the Members of Essar Shipping Limited

Your Directors are pleased to present the Tenth Annual Report and Audited Financial Statements of the Company for the financial year ended March 31, 2020.

FINANCIAL RESULTS:

The Company's financial performance, for the year ended March 31, 2020 is summarized below:

| Particulars | Rs. in Crore | | | |
|---|-------------------------------|-------------------------------|-------------------------------|-------------------------------|
| | Consolidated | | Standalone | |
| | For the year ended 31-03-2020 | For the Year ended 31-03-2019 | For the year ended 31-03-2020 | For the Year ended 31-03-2019 |
| Total Income | 1,494.30 | 1,366.48 | 551.00 | 535.04 |
| Total Expenditure | 1,083.54 | 977.41 | 403.70 | 417.58 |
| EBITDA | 410.75 | 389.07 | 147.31 | 117.46 |
| Less: Interest & Finance charges | 432.58 | 395.74 | 209.87 | 206.17 |
| Less: Provision for Depreciation | 172.25 | 282.49 | 110.35 | 103.33 |
| Profit / (Loss) before Tax | (194.08) | (289.16) | (172.91) | (192.04) |
| Less: Provision for Tax | (1.11) | (1.45) | (1.11) | (1.45) |
| Profit / (Loss) for the year before share of profit of associate | (195.19) | (290.61) | (174.02) | (193.49) |
| Add: Exceptional item | (1,491.66) | (3,486.97) | (2,779.42) | (1,400.00) |
| Add: Share of profit of associate | - | 6.21 | - | - |
| Add: Other Comprehensive Income/loss | 2.84 | 1.48 | 2.91 | 1.42 |
| Profit / (Loss) for the year | (1,683.94) | (3,769.89) | (2950.53) | (1592.07) |

DIVIDEND

Due to accumulated losses, the Board of Directors have not recommended any dividend for the year under review.

MANAGEMENT DISCUSSION AND ANALYSIS

Overview of the World Economy & Shipping Industry

Maritime transport remains the backbone of globalized trade and the manufacturing supply chain, as more than four fifths of world merchandise trade by volume is carried by sea. However, growth in international maritime trade fell slightly in 2018, owing to softer economic indicators amid heightened uncertainty and the build-up of wide-ranging downside risks. This decline reflects the downward trend in the world economy and trade activity.

A range of downside risks such as Trade tensions and protectionism, followed by the decision by the United Kingdom of Great Britain and Northern Ireland to leave the European Union ("Brexit"); the economic transition in China; geopolitical turmoil; and supply-side disruptions, such as those occurring in the oil sector, country-specific developments, including recessions in some emerging economies, weakness in industrial sectors across many regions, a slowdown in China and weaker import demand in both developed and developing countries all contributed to the slowdown in maritime growth. Despite the setbacks, a milestone reached in 2018, with total volumes amounting to 11 billion tons.

Global economic growth is expected to decline further in 2019 & 2020. Growth in world gross domestic product (GDP) remained steady but edged down to 3.0 per cent in 2018 from 3.1 percent in the previous year going below the historical averages. Global industrial production – a leading indicator of demand for maritime transport services – decelerated to 3.1 per cent, down from 3.6 per cent in 2017.

Maritime business

Despite facing strong winds of challenges and crises year after year, the shipping industry continues to create business opportunities for other sectors. Losses and unprofitability have rocked the industry forcing even the strongest players to forge alliances. The Organization for Economic Cooperation and Development (OECD), the group of most advanced economies, said that on a business-as-usual scenario, the global value of ocean-based enterprises could double by 2030 to reach more than \$3 trillion. These potential businesses can contribute significantly to employment growth, with 40 million jobs expected to be generated worldwide. Blue economy's advocacy goes beyond business as usual and pushes for economic development through optimum use of resources without compromising the marine ecosystem. Components of the blue economy include not only traditional ocean-based industries like maritime transport, fishing and tourism but also emerging business ideas in aquaculture, offshore renewable energy exploration and mining.

According to DNV-GL report, the world energy system will undergo a major transition in the years leading up to 2050 and this will have significant implications on shipping. The overall demand for seaborne transport will increase by 60% making the pace of growth the highest up to 2030. It is also expected that the seaborne transport growth will be the strongest in the Asian

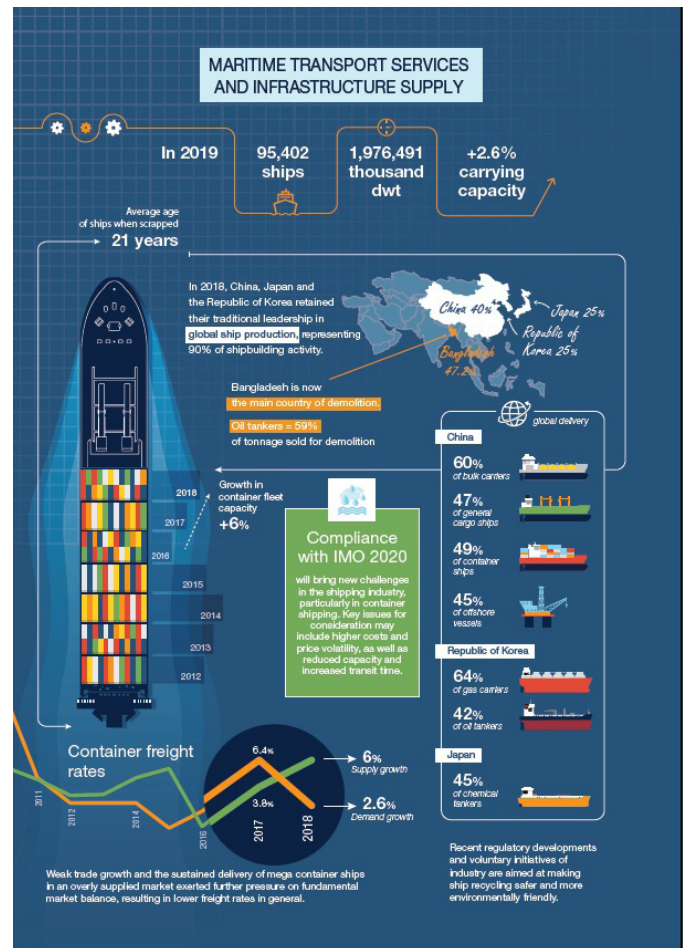
and African regions. Maritime sector primarily comprises of shipping, ports and the transport involved. Innovative business models, latest technologies and a vision of growth have become the main drivers for change and growth in the industry. While the last year had witnessed an upturn in the regional maritime industry, the majority of shipping segments are still challenged by overcapacity issues and low charter rates. Looking ahead, shipping historically has followed long cycles. Hence, the outlook for seaborne trade growth, the ocean economy and maritime business potential on a general basis is positive.

Accelerating environmental and regulatory agenda:

In recent years, environmental sustainability has become a priority on the global policy agenda. Accordingly, a wave of environmentally driven regulation is affecting shipping market dynamics and putting pressure on the maritime transport industry to deliver on the environmental and social responsibility imperative. With the looming implementation by January 2020 of the International Maritime Organization’s (IMO) cap on greenhouse gas (GHG) emissions, shipping companies scrambled to seek ways for compliance. IMO 2020 specifically aimed for 0.5 percent cap in sulphur content in fuel. Approaches to compliance include investing in environmental equipment, particularly scrubbers, low sulphur fuels and vessels powered by liquefied natural gas. The entry into force of several global environmental instruments and the adoption of voluntary standards in the sector will have an impact on the maritime transport industry, particularly in the shipbuilding subsector, which will be responsible for incorporating these new standards into the design and construction of ships. Accordingly, considerable investments are going into research and development for better hydrodynamics, more energy-efficient engines, lower carbon fuels and carbon-free fuels for ships. It is estimated that as many as 50% of the fleet worldwide, below 10 years of age has made investments in installing scrubbers to their assets. As the industry grows and adapts to the new regulation, the overall economic environment gives stability to the sector.

| Efficiency-improvement measures to achieve zero-emission shipping by 2050 | |
|---|--|
| Technological measures to improve ship-design efficiency | Use of alternative zero-carbon fuels or energy sources |
| Light construction materials | Batteries to power ships |
| Slender design | Hydrogen fuel cells |
| Propulsion-improvement devices | Hydrogen as fuel for internal combustion engines |
| Bulbous bows | Ammonia fuel cells |
| Air lubrication systems | Ammonia as fuel for internal combustion engines |
| Advanced hull coating | Synthetic diesel |
| Ballast water-system design | Synthetic methane |
| Energy-efficiency measures | Advanced biofuels |
| Engine and auxiliary systems improvement | Electricity to power ships |
| | Wind assistance |

Sources: Organization for Economic Cooperation and Development and International Transport Forum, 2018, *Decarbonizing Maritime Transport: Pathways to Zero-carbon Shipping by 2035*; European Federation for Transport and Environment, 2018, *Road Map to Decarbonizing European Shipping*; University Maritime Advisory Services, 2019, *How can shipping decarbonize?*



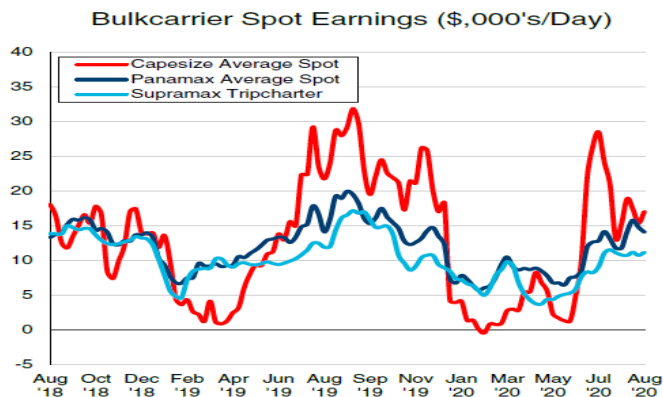
BUSINESS PERFORMANCE, OPPORTUNITIES AND OUTLOOK

Freight rates and Maritime trade by Cargo type

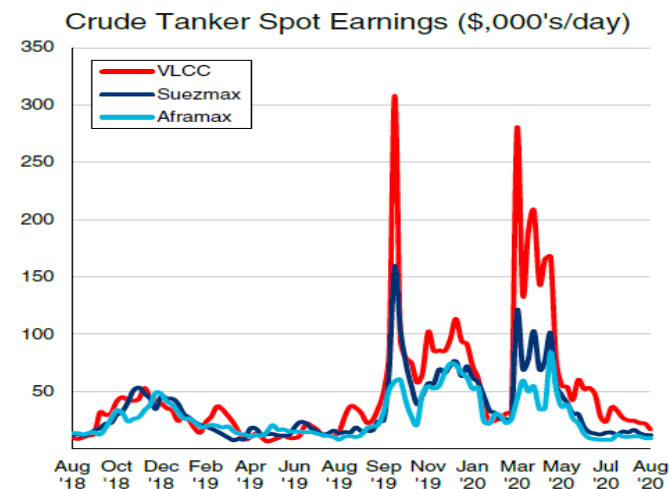
- (a) **Tanker trade:** As per estimates World trade in crude oil was 1.9 billion tons in 2018, following an increase of less than 1.0 per cent. Growth was partly limited by declining imports into Europe and the United States and a slowdown in import demand in China, owing to refinery capacity constraints suffered earlier during the year.
- (b) **Dry cargo trade:** Growth in dry bulks (major and minor bulks) trade expanded by 2.6 per cent in 2018, down from 4.0 per cent in 2017. Backed by robust growth in coal, trade in major dry bulks (iron ore, coal and grain) grew at 1.9 per cent in 2018, down from 4.7 per cent in 2017. Growth in iron ore shipments nearly came to a halt as import demand in China contracted. Coal trade expanded at 5.1 per cent but remained, nevertheless, under pressure due to the growing concerns about coal’s environmental footprint and the emphasis on diversifying the energy mix in major importing countries such those of the European Union,

where coal imports contracted by about 5.8 per cent in 2018. As trade in iron ore and coal represents 28.2 per cent and 24.1 per cent, respectively, of global dry bulk trade, which in turn accounts for nearly half of global maritime trade, any pressure on these sectors does not bode well for shipping or demand for maritime transport services in general.

Daily earnings of Bulk carrier vessels for last 2 yrs is summarized as below:



Daily earnings of tanker segment since 2018 is summarized as below:

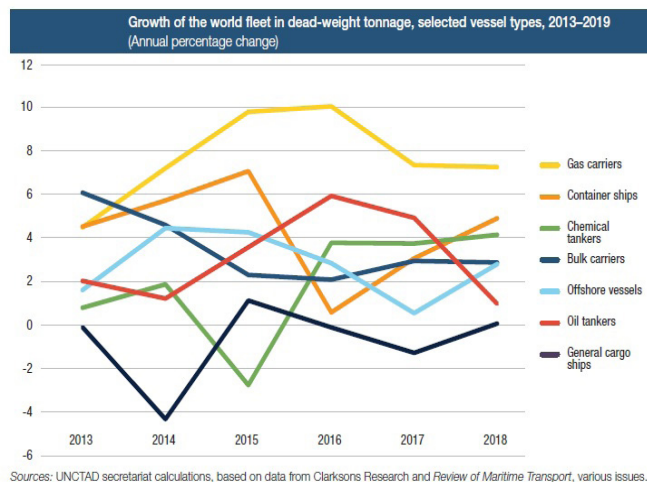


Shipbuilding, New Orders & Demolition

Ships delivered in 2018 were mostly bulk carriers (26.7 per cent of total gross tons), followed by oil tankers (25 per cent), container ships (23.5 per cent) and gas carriers (13 per cent) Between 2014 and 2018, dry bulk carriers recorded the most newbuilding deliveries, although they experienced a downturn trend starting in 2016 Subsequently, oil tankers recorded the second-highest delivery level since 2016, overtaking container ships, which stood third, followed by gas carriers. The trendline during this period suggests an increasing number of container

ships and gas carriers and a decreasing number of oil tankers and dry bulk carriers. This could be attributed to a demand for container ships of large capacity and lower growth in demand for oil tankers and bulk carriers due to existing oversupply capacity.

Structure of the world fleet: In early 2019, the total world fleet stood at 95,402 ships, accounting for 1.97 billion dead-weight tons (dwt) of capacity. Bulk carriers and oil tankers maintained the largest market shares of vessels in the world fleet (dwt), at 42.6 per cent and 28.7 per cent, respectively. Carrying capacity grew by 2.6 per cent, compared with the beginning of 2018. The growth rate has been declining since 2011, except for a slight increase in 2017, and remains below the trend for the past decade Oversupply has remained a structural feature in most shipping segments, causing downward pressure on freight rates Gas carriers were the most dynamic segment of the world fleet, experiencing the highest growth rate in the 12 months to 1 January 2019 (7.25 per cent of dwt. One of the reasons behind this trend is the liquefied natural gas sector, which has witnessed significant growth in recent years. This is likely to continue in the future, given heightening environmental concerns and the pressure of the maritime sector to switch to cleaner fuels.



Overview of the Indian Maritime Economy

For years, maritime routes have been used for trade and a show of strategic strength. According to the Ministry of Shipping, around 95% of India's trading by volume and 70% by value is done through maritime transport.

The recent initiatives undertaken by the Government such as the Sagarmala Project, speedy modernisation of port infrastructure, granting infrastructure status to the shipyards to encourage investments, partnerships with successful maritime nations for technology & man power, development of maritime clusters, encouraging use of coastal route displays its zeal to holistically develop the maritime sector of the country.

Cargo traffic in India at its major & non- major ports grew at a CAGR of 3.83 % & 7.70% respectively in last 5 years. **With the recent changes in the Government policies to “Go Local” for contracts less than Rs.200 crores, the Indian shipping sector is geared to get the necessary boost for assured cargo contracts by Indian PSU (Public Sector Units) Refiners / Steel Authority / Power companies/Cement producers which will propel further investments & growth in the sector.**

In FY20, the dry cargo traffic at major ports was 293 million metric tonnes (MT) implying a CAGR of 4% over FY16-20. India's crude oil & petroleum products import touched 247 MT in FY20, implying a CAGR of 5% over FY16-20. Despite a significant growth in the volumes of cargo handled and traded, the share of Indian shipping in the nation's seaborne trade stood barely at 7.5%.

Some of the key features of the Shipping sector in India are –

Domestic Demand Growth

- Increase in consumption & trade volumes are driving growth.
- Rise in infrastructure development & increase in production of Steel, Power & cement industries also aiding growth in the sector.

Attractive Opportunities

- There is significant scope for additions to the Indian tonnage given that 90% of the country's cargo volumes is handled by foreign lines.
- The current Indian fleet is older than global average age of vessels.
- India is the world's second largest steel producer, the largest importer of coal & the third largest importer of crude oil. India's share in the global seaborne dry bulk & oil trade is estimated to increase from 6% to 9% & 12% to 16% resp. in 2018 to 2020-21

Competitive Advantage

- Prices of assets are at their average lows - Timing of purchase of an asset is extremely critical to capitalize on the investment.
- Vast coastline of 7,500 km, with 12 major and 204 non-major ports & its strategic location along most major global shipping highways.

Policy Support

- Right of First Refusal (RoFR) for domestic shipping companies for all cargoes traded to & fro in the country. This also covers controlled tonnage which can be flagged out of India.

- Lower Taxation rate under the benefit of Tonnage Tax scheme for the shipping sector

Opportunity along the India Coast

Coastal Movement of MR Tankers

Currently, ~51 MR and smaller size Indian owned vessels are employed in the Indian Coast. Increasing consumption in the oil sector and lack of vessel availability provides for a huge gap for investment opportunities. As per data estimates, there is an additional requirement of ~7 – 8 ships each day by Indian refiners.

Coastal Movement of LNG

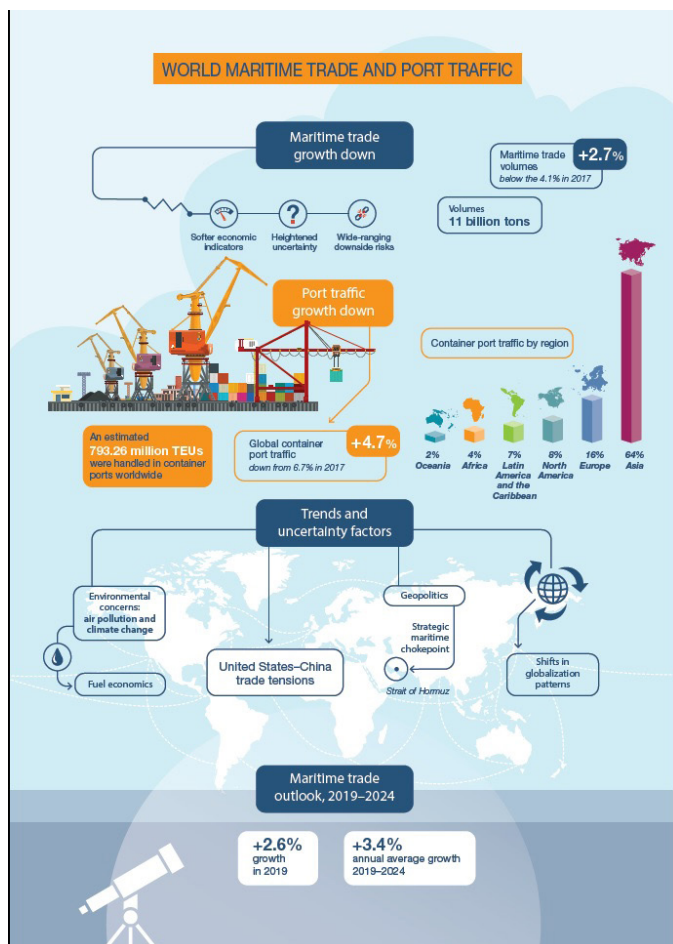
India's LNG imports increased to 27.43 billion cubic meters (bcm) in FY20 from 24.48 bcm in 2016-17. Gas pipeline infrastructure in the country stood only at 16,226 km at the beginning of 2019 with 11,377 under development. Natural Gas consumption is forecasted to increase at a CAGR of 4.31 per cent to 143.08 million tonnes by 2040 from 54.20 million tonnes in 2017. Lack of LNG terminals and infrastructure to support growing consumption provides an opportunity to invest in the sector to reach customers not served by Gas pipelines grid. It is viewed that with the policy changes & focus brought in for the maritime sector's transformation, India is on the cusp of major maritime revolution which will play out over the next couple of years.

Outlook

In 2018, maritime imports into China accounted for about a quarter of maritime trade and half of dry bulk commodity trade. Because of the importance of China, the outlook for maritime trade is highly dependent on developments taking place in the Chinese economy. In recent years, China has embarked on a reform agenda that promotes a transition towards a more sustainable economic growth model. Shifting the economy away from investment and manufacturing towards consumer spending and services is indicative of an economy that is maturing. The concern, however, is that the central role of China in driving maritime trade exposes the vulnerability of this trade to developments in that country. With China cutting excess capacity in the steel and coal industries, the implications for maritime trade and demand for shipping and ports are of strategic importance. Its import demand supporting heavy industries – iron ore, coal and minor bulks – can be expected to moderate.

Conclusion: The face of maritime transport is changing, reflecting a shift to a new normal. This is characterized by a moderation in global economic and trade growth, the expanding regionalization of supply chains and trade patterns, a continued rebalancing of the Chinese economy, a larger role of technology and services in value chains and logistics, intensified and more

frequent natural disasters and climate-related disruptions, and an accelerated environmental sustainability agenda with an increased awareness of the impact of global warming in particular. In addition to the demand side, the new normal also entails some new trends on the supply side. Carriers have seemingly abandoned the quest for ever bigger ships and are increasingly eyeing growth prospects associated with the landside of operations. Ports and shipping interests appear to be focusing more attention on expanding activities to inland logistics and tapping potential underlying sources of revenue. Given the regionalization of trade flows and the trend towards restructuring supply chains, the new normal – despite the potential challenges – could generate opportunities, especially for developing countries striving to integrate more effectively into global trading networks.



IMPACT OF COVID 19 ON SHIPPING AND BUSINESS DEVELOPMENT

TANKER MARKET

Around the middle of March 2020, the Saudi led oil price war manifested by flooding of the market by crude oil at hugely

discounted prices, caused the demand for VLCC’s to shoot up spectacularly, with TD3C shooting up from WS50 levels to about ws160 levels in the space of a few days. It eventually peaked at a shade below ws200 levels. Most of the crude was loaded from Saudi ports was destined for western destinations-mainly USA. This huge influx of Crude into the US, led to an unprecedented collapse in the price of WTI and Brent, well into negative territory for a short instant.

The resulting contango due to the Saudi induced depressed spot prices and of course the Covid inspired demand destruction caused the land based storage fill up rapidly, and as a consequence made floating storage viable. Several units were fixed for floating storage from varying periods from 3 months to a year at rates peaking at about usd130k per day.

In May of 2020 with oil prices beginning to recover partly due an agreement amongst OPEC+ to agree to cut supply by and unprecedented 9.7 mill bbls/day coinciding with a sharp recovery in demand for crude due to economy’s emerging from lockdown -caused the contango to flatten out, as well beginning a much earlier than expected unwinding of the storage play. The markets in the beginning of June had caused TD3C to recede down to ws60 levels. June and July saw record low fixtures on the spot market from AG in the double digits. August seems to be heading the same way. The earning are now well below break-even for the global VLCC fleet, and heading towards OPEX levels.

DRY BULK MARKET

Dry bulk shipping had maximum negative impact due to COVID 19. Although the virus was declared on 8th Dec 2019, the impact was restricted to China. Since Jan this year, market was down due to New Year and followed by Chinese New Year. It was expected the freights will go up after Chinese NY. However, on 12th Feb, dry cargo index dropped to 418 from 1528 as on 8th Dec 2019. Drop of 72.6%. Capes were trading at USD 2500 per day, Panamax at USD 4500 and Supramax at USD 5000 per day. Market remained range bound till 31st May, all sectors of dry bulk were earning below OPEX.

With the relaxation of lock down the trade has started to pick up post mid-June. As of now the worst seems to be behind us and it is expected that we will see better July/ Sept quarter and thereafter.

Most of the ports which had declared Force Majeure have started lifting. This is giving confidence to traders to book cargoes.

Quarantine restrictions are still in place. Vessel must be at sea for 14 days prior calling port. Else have to anchor and wait for quarantine period to get over. Thereafter the vessel is inspected by Port health officer. Once cleared then only Notice of Readiness can be tendered. This is still causing loss to Owners.

Once again the PHO of different port follow different rules, Gujarat is allowing vessels to berth on arrival whereas most of the other ports in India want proper 14 days of quarantine.

Essar Shipping was also impacted due to Quarantine and Force Majeure restrictions, our CoA partner declared FM and three Mini Capes which are on CVC with AMNS were released. We were prompt to find alternate employment and have raised claim against AMNS for the losses.

S&P MARKET

The COVID period had a negative impact on the SNP activities on the number of transactions and the price levels have seen higher volatility.

The initial phase of COVID had a little impact as the strong tanker market and contango had the tanker SNP market reaching very strong levels. The dry bulk was rather subdued through. As COVID started to have the worldwide impact March – April onwards and countries started to close borders, the activities almost came to a halt.

The uncertainty and lock downs got the majority of players to have a wait and watch attitude with very few deals taking place. Although the activities have picked up with easing measure, the biggest challenge imposed by COVID has been the crew change. With no clear rules or changing rules for travel/ Crew change there is still a lot of uncertainty as to the practical aspect of delivery of ships. As commercial activities further pick up shipping SNP market has adapted to the uncertainty by using local inspectors/ waiting inspection or delivering the ships at locations where its most feasible for crew changes.

The current uncertainty may not end completely however the activities are catching pace and Calendar year fourth quarter looks positive.

OTHER MAJOR IMPACT

Crew change has been adversely impacted due to restrictions in travelling and port regulations. While most of the world Ship owners suffered due to mental health of seafarer due to restrictions in relieving crew, Essar Shipping was in much better state. With proper communication with vessel crew, there was no request for immediate relief. No crew change was done until 31st May. Thereafter we are relieving the crew as and when opportunity arise. However, this is having a financial impact as cost of each person joining or leaving is costing almost Rs 1 Lac.

BUSINESS DEVELOPMENT

Essar Shipping had employed 75% of its fleet in captive business for the past 5 years. Presently, all the vessels are employed for third party business.

We have developed close relations with JSW Steel, Shree Cement, Jindal steel and Power, Power International, IMC Singapore, IMR, Amubja Cement, Jindal, Shadded Seagull shipping, Delta Corporation, Seatrek Singapore, Zeel Shipping, Victory Shipping. We have good working relations with Steel and Cement industry. The chartering mic are in touch with us on daily basis for vessel requirement.

MT Smiti, vessel has always been on market. She is employed with major refinery/ traders like Vitol, Formosa, Shell and many more.

OILFIELD BUSINESS

Industry outlook

GLOBAL PERSPECTIVE

Over the long history of oil, the market has endured multiple shocks, but none comes closer in ferocity and severity to what it faced in April this year. The market has been hit by a double whammy of falling prices and shrinking demand. Early in the month of March, crude oil prices nose-dived due to a fallout between Russia and Saudi Arabia over production cuts. In any otherwise situation, falling oil prices would have spurred a rise in demand and the market would have stabilised. However, March 2020 was different.

The increasing number of COVID-19 cases and the mounting death toll led to sweeping lockdowns and travel bans across all major demand centres, resulting in a shrinkage of demand. As a result, on 21 April 2020, due to the widespread containment measures taken by 187 countries and territories, for the first time in the almost 150 years long history of the oil industry, US WTI prices entered the negative territory.

The global lockdown prompted by the pandemic shuttered factories and stopped movement of people and goods, leading to an overall contraction of economy. Consequently 29 Million barrels per day (Mbpd) of oil demand was wiped off from nearly 100 Mbpd a year ago. Taking account of the grim outlook for oil consumption, OPEC, Russia and other oil producing nations, on 12 April, agreed to cut output by ten per cent, amounting to 9.7 Mbpd. However, in face of the unprecedented demand contraction, the production cut proved too little too late. This resulted in an over-supply situation for the oil market.

While production cuts and voluntary shut downs have helped bringing the supply and demand closer, there is still enough oil in tank farms and on ships that could flood the market. Additionally, speculations are ripe among the traders that the demand will remain low in the coming few months as economist around the world have predicted for a COVID inflicted economic downturn.

Impact of Low Oil Prices and COVID on Future Investment

According to Rystad Energy, Global oil and gas investments are set to fall to USD 383 Billion in 2020, registering a fall of 29 per cent compared to USD 539 Billion in 2019. The report expects investments to only marginally recover to USD 386 billion in 2021. Investment in shale and tight oil are expected to see the biggest hit due to the COVID induced recession and are expected to witness over 52 per cent shrinkage in investment. Rystad Energy forecasts that the offshore investments will prove to be the most resilient during these testing times and will only lose 14 per cent in investment.

The Recovery

By mid-June, the global crude oil prices had recovered and surpassed USD 40/bbl. The recovery was fuelled chiefly by an easing global supply glut, and nations beginning to relax lockdown restrictions that have crippled oil-intensive sectors like transport and manufacturing. The crude oil prices were further stabilized as the oil ministers of OPEC and other major oil producing countries led by Russia met on 6 June and decided to continue the 9.7 Mbdp production cut through July.

One risk is that reviving the world economy after the worst of the pandemic passes will prove more difficult than investors are now anticipating.

On-shore segment (Indian Perspective)

Growth in the market is anticipated to be weak in the recent quarters however it is expected to pick up owing to indigenous demand and push by the Government of India. Western and Eastern regions of India are expected to witness a faster growth due to the presence of larger oil fields and allocation of new blocks. Although the demand for onshore drilling rigs is quite high, India has a dearth of quality drilling contractors. This is primarily due to contractors struggling to maintain HSE and quality standards with reduced cash flows. The market seems to be already bottomed out and with the crude prices hovering around \$45 / bbl However due to upcoming demand coupled with GOI initiatives such as HELP and OALP, more operators are expected to firm up their drilling plans in the coming decade.

Off-shore segment (International)

The industry has been completely reshaped during the downturn. Break-evens w.r.t. production cost are estimated to have fallen by close to one-third, from ~\$65/bbl to ~\$45/bbl. This new paradigm in the offshore arena is creating enormous opportunity; not only for equipment and asset supplies but also for operators. With reduced project economics, lower cost structures for oil companies and their suppliers, the economic potential of prolific offshore wells has likely never been better. A new growth cycle is set to emerge and while some areas will always be hot spots like West Africa, Brazil, and the US Gulf of

Mexico, new regions such as East Africa, Guyana, and Mexico are opening as well. We are also witnessing higher activity in the South East Asia region with regards to off shore drilling. Companies such as Pertamina (Indonesia), Petro Vietnam (Vietnam) and PTTEP (Myanmar) have shown higher interest in off shore drilling projects.

SUBSIDIARIES & ASSOCIATES

Your Company has three direct subsidiaries and two indirect subsidiaries. OGD Holdings Services Limited (previously Essar Oilfields Services Limited), Mauritius, Energy II Limited, Bermuda and Essar Shipping DMCC are direct subsidiaries of the Company. Further, Energy Transportation International Limited, Bermuda ceases to be subsidiary w.e.f. March 13, 2020 on account of winding up. OGD Services Limited (formerly known as Essar Oilfield Services (India) Limited, India and Essar Oilfield Middle East DMCC, Dubai, UAE, are step down subsidiary of the Company.

A report on the performance and financial position of each of the subsidiaries and associates companies as per the Companies Act, 2013 is provided as Annexure to this report and hence not repeated here for the sake of brevity. The Policy for determining material subsidiaries as approved by the Board is available on Company's website www.essar.com.

CONSOLIDATED FINANCIAL STATEMENTS

In accordance with the Companies Act, 2013 and Indian Accounting Standard (IND-AS) - 110 on Consolidated Financial Statements read with IND-AS-28 on Accounting for Investments in Associates, the audited Consolidated Financial Statements are provided in the Annual Report. The audited Consolidated Financial Statements together with Auditors' Report thereon form part of the Annual Report.

HUMAN RESOURCE

Your Company believes that employee competence and motivation are necessary to achieve its business objectives. Your Company has undertaken many training initiatives to enhance technical and managerial competence of the employees and to further leverage their capabilities to enhance their performance. The Company has taken a series of initiatives to enhance emotional and intellectual engagement of employees. During the year under review, the Company held many employee's engagement programs at the Company premises and outside. Families of employees were invited and attended these programs.

The Company has policies on conduct, sexual harassment of women at workplace, whistle blower, corporate governance, insider trading etc. guiding the human assets of the Company. For the year under review, there was no instance of the sexual harassment reported pursuant to the Sexual Harassment of Women at Workplace (Prevention, Prohibition and Redressal) Act, 2013.

DIRECTORS

During the year under review Ms. Sunita Kotian, (DIN: 08699296) was appointed as Additional Director under Non-Executive category in order to comply with the requirement of Woman Director. Further, her candidature was received from the Nomination and Remuneration Committee under Section 160 of the Companies Act, 2013, it is further proposed to regularize her appointment as non-executive Director, liable to retire by rotation, wherein, declaration and consent to act as Director has been received from her.

Further, Mr. Ramesh Krishnan (DIN: 08633771) non-executive Director had tendered his resignation from Board w.e.f. May 21, 2020 due to pre-occupation. Further, Board is in the process to find suitable candidature in order to comply with requirement of Regulation 17(1)(c) of SEBI (LODR) Regulations, 2015.

Mr. Ranjit Singh was Whole time Director of the Company, ceases to be a Director w.e.f. 21st September, 2019. However, he continues to be the Chief Executive Officer of Company and redesignated as the President and CEO.

In accordance with the provisions of the Act and the Article of Association of the Company Captain Rahul Bhargava, the Whole time Director of the Company is liable to retire by rotation at current Annual General Meeting and unwilling to get reappointed.

In terms of Section 149 of the Companies Act, 2013 and the SEBI, LODR, 2015 Mr. N. Srinivasan and Captain B. S. Kumar are the Independent Directors of the Company on the day of this Report. The Company has received declarations from the Independent Directors confirming that they meet with the criteria of independence as prescribed under sub-section (6) of Section 149 of the Companies Act, 2013 and under Regulation 16 (b) (iv) of SEBI (LODR) Regulations, 2015. The Independent Directors of the Company have undertaken the requisite steps towards the inclusion of their names in the databank of Independent Directors maintained with the Indian Institute of corporate Affairs in terms of Section 150 read with the Rule 6 of Companies (Appointment and Qualification of Directors) Rules, 2014.

Pursuant to Sections 134 and 178 of the Act and the Regulations 17 and 19 of the Listing Regulations, Nomination and Remuneration Committee ('NRC') has set the policy for performance evaluation of Independent Directors, Board, Committees and other individual directors; separate meeting of Independent Directors; familiarization programme for Independent Directors, etc. is provided under Corporate Governance Report annexed with this Report and the relevant policies are also available on the website of the Company www.essar.com.

Based on the criteria set by NRC, the Board has carried out the annual evaluation of its own performance, its committees and individual Directors for FY 2019-20. The questionnaires on performance evaluation were prepared in line with the Guidance Note on Board Evaluation dated January 5, 2017, issued by SEBI

The performance of the Board and Individual Directors were evaluated by the Board seeking inputs from all the Directors. In the opinion of the Board the Independent Directors possess the requisite expertise and experience and are the persons of high integrity and repute. The performance of the Committees was evaluated by the Board taking input from all the Committee members. NRC reviewed the performance of individual Directors, separate meetings of Independent Directors was also held to review the performance of Non-Independent Directors and performance of the Board as the whole. Thereafter, at the board meeting, performance of the Board, its committees and individual Directors was discussed and deliberated.

BOARD MEETINGS

During the year ended on March 31, 2020, Five (5) meetings of the Board were held on May 30, 2019, June 29, 2019, August 14, 2019, November 13, 2019 and February 12, 2020.

DIRECTORS' RESPONSIBILITY STATEMENT

Your Directors state that:

- (a) in the preparation of the annual accounts for the year ended March 31, 2020, the applicable accounting standards had been followed and there are no material departures from the same;
- (b) the Directors have selected such accounting policies and applied them consistently and made judgments and estimates that are reasonable and prudent so as to give a true and fair view of the state of affairs of the Company as at March 31, 2020 and of the loss of the Company for the year ended on that date;
- (c) the Directors had taken proper and sufficient care for the maintenance of adequate accounting records in accordance with the provisions of the Companies Act, 2013 for safeguarding the assets of the Company and for preventing and detecting fraud and other irregularities;
- (d) the Directors had prepared the annual accounts on a going concern basis. The auditors have expressed an emphasis of matter on Going Concern in their Consolidated Audit Report relating to a stepdown subsidiary.
- (e) the Directors, had laid down internal financial controls followed by the Company and that such internal financial controls are adequate and were operating effectively as endorsed by Statutory Auditor in their separate report annexed to the Annual Report

- (f) the Directors had devised proper systems to ensure compliance with the provisions of all applicable laws and that such systems were adequate and operating effectively.

RISK MANAGEMENT

Your Company has a Risk Management Policy that outlines the framework and procedures to assess and mitigate the impact of risks, and to update the Board and the senior management on a periodical basis on the risk assessed, actions taken for mitigation and efficacy of mitigation measures. With efficient Risk Management Framework, your Company is able to manage:

- (a) Economic Risks by entering into long term contracts with reputed global majors in each of its divisions thereby ensuring long term profitability of the Company and assured cash flows;
- (b) Interest Rate Risk by undertaking suitable hedging strategies to overcome any adverse interest rate risks. It has formulated internal target rates at which any open interest rate risk can be hedged;
- (c) Control over the operational matrix of various vessels to reduce cost and reduce downtime of vessels; and
- (d) Control over various OPEX cost of the organization.

As per LODR, Regulation 2015, Risk Management Committee is required to be constituted by top 500 Companies based on market capitalisation, and your Company does not fall in that category. However, your Company do believe and has put best efforts to minimise/mitigate the risk.

INTERNAL CONTROL SYSTEMS AND ITS ADEQUACY

Your Company has a well-established framework of internal operational and financial controls, including suitable monitoring procedures systems which are adequate for the nature of its business and the size of its operations. The detailed report is given in Corporate Governance Report. Based on the performance of the internal financial control, work performed by internal, statutory and external consultants and reviews of Management and the Audit Committee, the board is of the opinion that the company's internal financial controls were effective and adequate during the FY 2019-20 for ensuring the orderly efficient conduct of its business including adherence to the company's policies, safeguarding of its assets, the prevention and detection of fraud and errors, the accuracy and completeness of accounting records and timely preparations of reliable financial disclosures. The Statutory Auditors have also furnished their Report on Internal Financial Control forming part of accounts, without any qualifications.

CORPORATE GOVERNANCE

The Company has complied with all mandatory provisions of SEBI (LODR) Regulations 2015, relating to Corporate Governance. A separate report on Corporate Governance as stipulated under the SEBI (LODR) Regulations, 2015 forms

part of this Report. The requisite certificate from the Auditors of the Company regarding compliance with the conditions of corporate governance is attached to the report on Corporate Governance.

VIGIL MECHANISM

The Company has in compliance with Section 177 of the Companies Act, 2013 and Regulation 18 and 22 of the Listing Regulations established Vigil Mechanism by adopting the 'Whistle Blower Policy', for Directors and Employees. The Whistle Blower Policy provides for adequate safeguards against victimization of persons who use such mechanism and have provision for direct access to the Chairperson of the Audit Committee in appropriate cases. A copy of the Whistle Blower Policy is available on the website of the Company www.essar.com.

CORPORATE SOCIAL RESPONSIBILITY

The Corporate Social Responsibility Committee comprises Captain B. S. Kumar- Chairman; Mr. Ramesh Krishnan; and Mr. Rahul Bhargava as Member of said Committee.

Since the Company has incurred losses in proceeding three financial years, it was not required to spend on CSR Activities, in terms of provisions of section 135 read with The Companies (Corporate Social Responsibility Policy) Rules, 2014

EMPLOYEE STOCK OPTION SCHEME

The Company has implemented the "Essar Shipping Employees Stock Option Scheme-2011" ("Scheme") in accordance with the Securities and Exchange Board of India (Employee Stock Option Scheme and Employee Stock Purchase Scheme) Guidelines, 1999 ("the SEBI Guidelines"). The Nomination and Remuneration Committee of the Board of Directors of the Company administers and monitors the Scheme. The applicable disclosures as stipulated under the SEBI Guidelines as at March 31, 2019 are provided in the Annexure - B to this Report.

The term of scheme of Employee Stock Option was for a period of seven years which got completed in the year 2018. As the objective of the trust is attained, process to settle the ESOS trust has been initiated.

AUDITORS

M/s. C N K & Associates LLP, Chartered Accountants-Statutory Auditors (Registration No. 101961 W/W - 100036) was appointed at 5th AGM of the Company held on September 23, 2015 to hold the office up to the conclusion of 10th AGM of the Company to be held in the year 2020. Further, pursuant to provisions of section 139 of the Companies Act, 2013, a Statutory Audit firm may be appointed for period of two consecutive term of five years.

Being eligible for re-appointment consent and certificate under section 141 and other applicable provisions of the Companies Act, 2013 has been received and based on recommendation of

Audit Committee, Board be and hereby proposes appointment of M/s. C N K & Associates LLP, Chartered Accountants as Statutory Auditors for period of five years from FY 2020-21 to 2024-25 i.e. upto conclusion of 15th AGM. Company has received the Peer Review Certificate from the CNK & Associates, LLP.

AUDITORS' REPORT:

Further with regard to the observations made in Annexure A to the Auditors' Report, the management explanation is as under:

a) TDS & Service Tax dues:

The Company is making all efforts to clear outstanding statutory dues at earliest.

b) Regarding the dues to the Bank/FI/Debenture-holders

The Company is continuing its negotiation with lenders to monetize assets and settle the loans / restructure the loan to ensure that earnings from operations matches with debt service commitments.

c) The Company's Current Liabilities exceed its Currents Assets by Rs. 1,426.35 crores as at 31st March, 2020. The following steps are taken to rectify this mismatch:

- 1) Loan from public financial institution along with interest accrued thereon amounting to Rs. 1,215.32 crores classified as Current Liability is expected to be settled.
- 2) Advance from a subsidiary for purchase of vessel amounting to Rs. 331.26 crores is to be adjusted upon sale of vessel.
- 3) Certain loans classified as current owing to defaults are expected to rescheduled such that they will not be repayable within one year.

SECRETARIAL AUDIT

The Board has appointed M/s. Martinho Ferrao & Associates, Practising Company Secretaries, to conduct Secretarial Audit for the financial year 2019-20. The Secretarial Audit Report for the financial year ended March 31, 2020 is annexed herewith marked as Annexure - C to this Report. The Secretarial Audit Report has observed that few of the forms have been filed with delays to which management has responded that it shall ensure timely filing of the same.

APPOINTMENT AND REMUNERATION POLICY FOR DIRECTORS AND SENIOR MANAGEMENT

The Board of Directors on recommendation of the Nomination & Remuneration Committee has adopted a policy for appointment of Directors, remuneration of Directors, Key Managerial Personnel and other employees. The brief details on the above are provided in Corporate Governance Report and the policy is available on the website of the Company www.essar.com. The details of remuneration as required to be disclosed

pursuant to the Companies (Appointment and Remuneration of Managerial Personnel) Rules, 2014 are annexed as Annexure - D to this Report.

PARTICULARS OF EMPLOYEES

In terms of the provisions of Section 197(12) of the Companies Act, 2013 read with Rules 5(2) and 5(3) of the Companies (Appointment and Remuneration of Managerial Personnel) Rules, 2014, a statement showing the names and other particulars of the employees drawing remuneration in excess of the limits set out in the said rules together with disclosures pertaining to remuneration and other details as required under Section 197(12) of the Companies Act, 2013 read with Rule 5(1) of the Companies (Appointment and Remuneration of Managerial Personnel) Rules, 2014 are provided in the Annexure - E to this Report.

CONTRACTS AND ARRANGEMENTS WITH RELATED PARTIES

All contracts / arrangements / transactions entered by the Company during the financial year with related parties were in the ordinary course of business and on an arm's length basis. During the year, the Company had entered into one or more contract / arrangement / transaction with Essar Steel India Limited, a Fellow Subsidiary which could be considered material in accordance with the policy of the Company on materiality of related party transactions.

The Policy on materiality of related party transactions and dealing with related party transactions as approved by the Board may be accessed on the Company's website www.essar.com. The information on each of the transactions with the related party as per the Companies Act, 2013 is provided in note 28 of notes forming part of the financial statement and hence not repeated. The disclosure required pursuant to clause (h) of sub-section (3) of Section 134 of the Companies Act, 2013 and Rule 8(2) of the Companies (Accounts) Rules, 2014 in Form AOC-2 is annexed herewith as Annexure - F to this Report.

EXTRACT OF ANNUAL RETURN

The extract of the Annual Return in Form MGT 9 is annexed herewith as Annexure - G to this Report.

PARTICULARS OF LOANS, GUARANTEES OR INVESTMENTS

Particulars of Loans, Guarantees and Investments covered under the provisions of Section 186 of the Companies Act, 2013 are given in the notes to the financial statements.

SIGNIFICANT AND MATERIAL ORDERS PASSED BY THE REGULATORS OR COURTS

There are no significant and material orders passed by the regulators or courts or tribunals impacting the going concern status and Company's operations in future.

ENERGY CONSERVATION, TECHNOLOGY ABSORPTION AND FOREIGN EXCHANGE EARNING AND OUTGO

Conservation of energy and Technology absorption

Your company is committed for continual environmental improvement. The Company has taken several initiatives towards conservation of energy. The Company initiated the process of monitoring carbon emissions as per IMO GHG Guidelines and also explored opportunities to improve energy efficiency onboard the ships. Due to the nature of the business (transportation), fuel and lubricants are necessary to deliver the services.

Following are few steps taken towards conservation of energy and use of alternate source of energy:

Ship Energy Efficient Management Plan (SEEMP): In line with current guidelines that have been established by IMO, this plan has been implemented all across fleet vessels. The capturing and monitoring of the data on regular basis prompts to take appropriate corrective measures on a timely basis. Onboard performance monitoring systems will give a holistic approach to ship operations with the aim of reducing fuel consumption and emissions while achieving optimum vessel performance.

The Company have already completed energy efficiency evaluation on our assets and are now in the process of implementing fuel efficiency measures. These include trim, speed reduction and weather routing. These fuel efficiency measures will not only reduce energy consumption but also benefit customers through lower fuel cost, where applicable.

Alternate source of energy: In order to reduce fuel consumption, the Company's vessels utilize shore power during repair lay-up period and thereby reduce carbon foot print. Periodical cleaning of ship's hull and propellers apart from routine dry-docking of floating assets is another step which has been taken towards conservation of energy with insignificant investment or expenses.

Technology Absorption

The Company has successfully implemented SAP in its financial and budget management systems. The Company has also now implemented various methods of automation so as to have greater visibility and control over its assets and further improve the turnaround time thereby increasing asset utilisation and profitability. Planned maintenance and purchase management system of all the vessels are now being integrated with SAP in order to have uniform platform. The Company has implemented a robust Document Management System thus improving the availability of critical information in e-mode thereby reducing the use of paper. Ship-staff payroll system has been developed and implemented successfully.

In-house developed software EIS system has now been upgraded to monitor all the above energy conservation measures and is now available online. Various energy and cargo related data

are available in e-mode and helps in close monitoring and control of energy conservation related matters. Due to in-house developed software, your company has not only saved on investment towards purchase of third party software but also reduced dependency on third party service provide.

The Company is upgrading its ships to meet future requirements of IMO 2020 towards compliance of burning of 0.5% of sulphur, this upgrade will not only aid to compliance but will also add to revenue of your Company.

Foreign Exchange Earnings and Outgo

The details of Foreign Exchange Earnings and Outgo during the year are as follows:

Foreign Exchanged Earned (including loan receipts, sale of ships, freight, charter hire earnings, interest income, etc.): Rs.102.76 Crore

Foreign Exchanged Used (including cost of acquisition of ships, loan repayments, interest, operating expenses, etc.): Rs.284.01 Crore

PUBLIC DEPOSITS

Your Company has not accepted any public deposits under section 73 of the Companies Act, 2013, during the Financial Year under report.

APPRECIATION AND ACKNOWLEDGEMENTS

Your Directors express their appreciation of commendable teamwork of all employees. Your Directors express their thanks to all the offices of the Ministry of Shipping, Directorate General of Shipping, Ministry of Petroleum and Natural Gas, Indian Navy, Indian Coast Guard, Mercantile Marine Department, State Government and Central Government, Classification societies, Oil Companies and Charterers, creditors, Banks and Financial Institutions for the valuable support, help and co-operation extended by them to the Company.

Your Directors also thanks its other business associates, including the Members of the Company for their continued co-operation and support extended towards the Company.

For and on behalf of the Board

Mumbai
Sd/-
Ranjit Singh
President & CEO

Sd/-
P.K. Srivastava
Chairman
(DIN:00843258)

ANNEXURE – A

ANNUAL REPORT ON CSR ACTIVITIES

1. A brief outline of the Company's CSR policy, including overview of projects or programs proposed to be undertaken and a reference to the web-link to the CSR policy and projects or programs: Please refer relevant para in the main Report.
2. The Composition of the CSR Committee.
The Corporate Social Responsibility Committee comprises Captain B. S. Kumar – Chairman; Mr. Rahul Bhargava - Member; and Mr. Ramesh Krishnan– Member.
3. Average net profit of the Company for last three financial years : Net loss
4. Prescribed CSR Expenditure (two per cent. of the amount as in item 3 above) : Nil
5. Details of CSR spent during the financial year:
 - (a) Total amount to be spent for the financial year : Nil
 - (b) Amount unspent, if any : N.A.
 - (c) Manner in which the amount spent during the financial year is detailed below:

| Sr. No | CSR project or activity identified | Sector In which the Project is covered | Projects or programs 1. Local area or other 2. Specify the state and district where projects or programs was undertaken | Amount outlay (budget) Project or Programs wise | Amount spent on the projects or programs Sub-heads: (1) Direct expenditure on projects or programs (2) Overheads | Cumulative expenditure upto the reporting period | Amount Spent: Direct or through implementing agency |
|--------------------------|------------------------------------|--|---|--|---|--|---|
| -----Not Applicable----- | | | | | | | |

*Give details of Implementing Agency, if any.

6. Reasons for not spending the amount: Not Applicable
7. The Corporate Social Responsibility Committee hereby confirms that the implementation and monitoring of CSR Policy, is in compliance with CSR objectives and Policy of the Company.

Ranjit Singh
President & CEO
Mumbai, September 03, 2020

Captain B. S. Kumar
Chairman CSR Committee
(DIN: 00284649)

DISCLOSURES WITH RESPECT TO EMPLOYEES STOCK OPTION SCHEME OF THE COMPANY

| Sr. No. | Particulars | Information |
|---------|--|---|
| (a) | Options Granted | 40,68,819 |
| (b) | Exercise price | Rs. 22.30 |
| (c) | Options vested | NIL |
| (d) | Options exercised | NIL |
| (e) | The total number of shares arising as a result of exercise of option | Not applicable |
| (f) | Options lapsed | NIL |
| (g) | Variation of Terms of Options | NIL |
| (h) | Money realized by Exercise of Options | Not applicable |
| (i) | Total number of Options in Force | 1,93,135 |
| (j) | Employee wise details of Options granted | (i) Senior managerial personnel: Mr. Rajeev Nayyar – 1,03,187 Mr. Ranjit Singh – 89,948 (ii) Any other employee who receives a grant in any one year of option amounting to 5% or more of options granted during that year: NIL (iii) Identified employees who were granted option, during any one year, equal to or exceeding 1% of the issued capital (excluding outstanding warrants and conversions) of the Company at the time of grant: NIL |
| (k) | Diluted Earnings per share (EPS) pursuant to issue of shares on exercise of options calculated in accordance with Accounting Standard (AS) 20 “Earning per share” | Anti - Dilutive. |
| (l) | Where the company has calculated the employee compensation cost using the intrinsic value of the stock options, the difference between the employee compensation cost so computed and the employee compensation cost that shall have been recognized if it had used the fair value of the options, shall be disclosed. The impact of this difference on profits and on EPS of the company shall also be disclosed. | The company accounted employee compensation cost using the intrinsic value of the stock options. The impact as required has been appropriately disclosed in note 34 of the financial statement. |
| (m) | Weighted-average exercise prices and weighted-average fair values of options shall be disclosed separately for options whose exercise price either equals or exceeds or is less than the market price of the stock. | Not applicable |
| (n) | A description of the method and significant assumptions used during the year to estimate the fair values of options, including the following weighted-average information: | The same has been appropriately disclosed in note 34 of the financial statement. |
| | (i) Risk-free interest rate | 8.36 |
| | (ii) Expected life | 58 |
| | (iii) Expected volatility | 44.5% - 58.60% |
| | (iv) Expected dividends and | Nil |
| | (v) The price of the underlying share in market at the time of option grant | Rs.22.30 |

For and on behalf of the Board

Sd/-
Ranjit Singh
President & CEO

Sd/-
P. K. Srivastava
Chairman
(DIN : 00843258)

Mumbai, September 03, 2020

SECRETARIAL AUDIT REPORT

FOR THE FINANCIAL YEAR ENDED MARCH 31, 2020

[Pursuant to section 204(1) of the Companies Act, 2013 and rule No.9 of the Companies (Appointment and Remuneration Personnel) Rules, 2014]

To,

The Members,

ESSAR SHIPPING LIMITED

EBTSL Premises, ER-2 Building
(Admn. Building) Salaya 44 KM,
P.B. No 7 Taluka, Devbhumi Dwarka,
Khambhalia Jamnagar,
Gujarat 361305

We have conducted the secretarial audit of the compliance of applicable statutory provisions and the adherence to good corporate practices by **Essar Shipping Limited** (hereinafter called “the Company”). Secretarial Audit was conducted in a manner that provided us a reasonable basis for evaluating the corporate conducts/statutory compliances and expressing our opinion thereon.

Due to the current nationwide lockdown arising out of COVID-19 pandemic, we have examined the papers, minute books, forms, returns filed and other records maintained by the Company for the financial year ended on 31st March, 2020 provided to us through electronic mode. No physical verification of any document / record was possible. Based on our examination as aforesaid and also the information provided by the Company, its officers, agents and authorized representatives during the conduct of secretarial audit, we hereby report that in our opinion, the Company has, during the audit period covering the financial year ended on 31st March, 2020, complied with the statutory provisions listed hereunder and also that the Company has proper Board-processes and compliance-mechanism in place to the extent, in the manner and subject to the reporting made hereinafter:

The Audit has been conducted for the financial year ended on 31st March, 2020 in accordance with the provisions of:

- (i) The Companies Act, 2013 (the Act) and the rules made thereunder;
- (ii) The Securities Contracts (Regulation) Act, 1956 ('SCRA') and the rules made thereunder;
- (iii) The Depositories Act, 1996 and the Regulations and Bye-laws framed thereunder;
- (iv) Foreign Exchange Management Act, 1999 and the rules and regulations made thereunder to the extent of Foreign Direct Investment, Overseas Direct Investment and External Commercial Borrowings;
- (v) The following Regulations and Guidelines prescribed under the Securities and Exchange Board of India Act, 1992 ('SEBI Act'), as amended:
 - (a) Securities and Exchange Board of India (Listing Obligations and Disclosure Requirements) Regulations, 2015 (“SEBI LODR”)
 - (b) Securities and Exchange Board of India (Substantial Acquisition of Shares and Takeovers) Regulations, 2011;
 - (c) Securities and Exchange Board of India (Prohibition of Insider Trading) Regulations, 2015;
 - (d) Securities and Exchange Board of India (Issue of Capital and Disclosure Requirements) Regulations, 2018;
 - (e) Securities and Exchange Board of India (Share Based Employee Benefits) Regulations, 2014;
 - (f) Securities and Exchange Board of India (Issue and Listing of Debt Securities) Regulations, 2008;
 - (g) Securities and Exchange Board of India (Registrars to an Issue and Share Transfer Agents) Regulations, 1993: **Not applicable as the Company is not registered as a Registrar to an issue and Share Transfer Agent.**
 - (h) Securities and Exchange Board of India (Delisting of Equity Shares) Regulations, 2009: **Not applicable as the Company has not delisted its equity shares from any Stock Exchange during the financial year under review and**
 - (i) Securities and Exchange Board of India (Buyback of Securities) Regulations, 2018: **Not applicable as the Company has not bought back any of its securities during the financial year under review.**

We have also examined the compliances of the provisions of the following other laws applicable specifically to the Company wherein we have also relied on the representations made by the head of the respective departments in addition to the checks carried out by us:

- a. Merchant Shipping Act, 1958.

We have also examined compliance with the applicable clauses of the following:

- i. Secretarial Standards issued by The Institute of Company Secretaries of India.
ii. The Listing Agreements entered into by the Company with BSE Limited and National Stock Exchange of India Limited.

Based on our verification and also the information provided by the Company, its officers, agents and its authorized representatives during the conduct of Secretarial Audit, we hereby report that in our opinion during the period under review the Company has complied with the provisions of the Act, Rules, Regulations, Guidelines, Standards, etc. mentioned above.

However there has been delay in filing of certain forms with the Registrar of Companies/Central Government beyond the statutory period as required under provisions of Companies Act, 2013.

We further report that:

The Board of Directors of the Company is duly constituted with proper balance of Executive Directors, Non-Executive Directors and Independent Directors. The changes in the composition of the Board of Directors that took place during the period under review were carried out in compliance with the provisions of the Act and SEBI LODR.

Adequate notice is given to all Directors for the Board Meetings. Agenda and detailed notes on agenda were, in most cases, sent at least seven days in advance, and a system exists for seeking and obtaining further information and clarifications on the agenda items before the meeting and for meaningful participation at the meeting. Consent of the Board of Directors was obtained in cases where Meetings were scheduled by giving notice or agenda papers less than seven days.

All decisions are carried through with requisite majority. There were no dissenting views from the Board members during the period under review.

We further report that there are adequate systems and processes in the Company commensurate with the size and operations of the Company to monitor and ensure compliance with applicable laws, rules, regulations and guidelines.

We further report that; during the period under review:

- (i) Mr. Awaneesh Srivastava resigned as the Company Secretary of the Company w.e.f 1st July 2019
(ii) Ms. Jyotsna Gupta was appointed as the Company Secretary w.e.f. 02nd July, 2019.
(iii) Mr. Ranjit Singh (DIN 07021621) retired as Whole Time Director of the Company on 21st September 2019, on account of completion of his term and continues to be Chief Executive Officer (CEO) of the Company.
(iv) Mr. Ramesh Krishnan (DIN: 08633771) was appointed as Non -Executive Director of the Company on 23rd December 2019.
(v) Ms. Neelam Kapoor (DIN: 07895198) Non-Executive Woman Director of the Company was appointed on the Board as Additional Director on 31st August 2017 and regularized at the Seventh AGM held on 29th December 2017, liable to retire by rotation was unwilling to get re-appointed due to certain health challenges encountered and retired from the Company on 23rd December 2019.
(vi) Ms. Sunita Kotian (DIN: 08699296) was appointed as Non- Executive Additional Director on the Board of the Company on 12th February 2020.

For **Martinho Ferrao & Associates**
Company Secretaries
Sd/-
Martinho Ferrao
Proprietor
FCS No. 6221
C P. No. 5676
UDIN: F006221B000395841

Place: Mumbai
Date: 29.06.2020

This report is to be read with our letter which is annexed as **Annexure A** and forms an integral part of this report.

To,
The Members,
ESSAR SHIPPING LIMITED
EBTSL Premises, ER-2 Building
P.B. No 7 Taluka, Devbhumi Dwarka,
Khambhalia Jamnagar,
Gujarat 361305

Our report is to be read along with this letter.

1. Maintenance of secretarial record is the responsibility of the management of the Company. Our responsibility is to express an opinion on these secretarial records based on our audit.
2. We have followed the audit practices and processes as were appropriate to obtain reasonable assurance about the correctness of the contents of the Secretarial records. The verification was done on test basis to ensure that correct facts are reflected in secretarial records. We believe that the processes and practices we followed provide a reasonable basis for our opinion.
3. The minutes, documents, records and other information checked for the purpose of audit were received from the Company in soft copy and through electronic mail due to the nationwide lockdown caused pursuant to the outbreak of Covid-19 (Coronavirus).
4. We have not verified the correctness and appropriateness of financial records and Books of Accounts of the Company.
5. Wherever required, we have obtained the Management representation about the compliance of laws, rules and regulations and happening of events etc.
6. The compliance of the provisions of Corporate and other applicable laws, rules, regulations, standards is the responsibility of management. Our examination was limited to the verification of procedures on test basis.
7. The Secretarial Audit report is neither an assurance as to the future viability of the company nor of the efficacy or effectiveness with which the management has conducted the affairs of the company.

For **Martinho Ferrao & Associates**
Company Secretaries

Sd/-
Martinho Ferrao
Proprietor

FCS No. 6221
C P. No. 5676

Place: Mumbai
Dated: 29.06.2020

CERTIFICATE OF NON-DISQUALIFICATION OF DIRECTORS

(Pursuant to Regulation 34(3) and Schedule V Para C clause (10)(i) of the SEBI (Listing Obligations and Disclosure Requirements) Regulations, 2015)

To,
The Members of
Essar Shipping Limited
EBTSL Premises, ER-2 Building
Salaya 44 KM, P.B. No 7 Taluka,
Khambhalia, Devbhumi Dwarka,
Jamnagar, Gujarat - 361305

We hereby certify that as on year ended 31st March 2020, none of the Directors on the Board of the Company Essar Shipping Limited having CIN L61200GJ2010PLC060285 have been debarred or disqualified from being appointed or continuing as Directors of companies by the Securities and Exchange Board of India, Ministry of Corporate Affairs or any such other Statutory Authority.

Place: Mumbai
Date: 30.04.2020

For Martinho Ferrao and Associates

Sd/-
Martinho Ferrao
Membership No.: 6221
CP No.: 5676
UDIN: F006221B000191956

ANNEXURE - D

STATEMENT OF DISCLOSURE OF REMUNERATION UNDER SECTION 197 OF COMPANIES ACT, 2013 AND RULE 5 (1) OF COMPANIES (APPOINTMENT AND REMUNERATION OF MANAGERIAL PERSONNEL) RULES, 2014.

Ratio of the remuneration of each Director to the median remuneration of the employees of the Company for the financial year 2019-20 and percentage increase in the remuneration of each Director and Key Managerial Personnel (KMP) during the financial year 2019-20 are as follows:

| Sr. No. | Name of Director /KMP | Designation | Ratio of remuneration of each Director to median remuneration of employees | Percentage increase in remuneration |
|---------|-------------------------------|--------------------------|--|-------------------------------------|
| 1 | Mr. P. K. Srivastava | Non-executive Chairman | N.A. ¹ | N.A. ¹ |
| 2 | Mr. Ranjit Singh | Executive Director & CEO | 4.72:1 | Nil |
| 3 | Mr. N. Srinivasan | Non-executive Director | N.A. ¹ | N.A. ¹ |
| 4 | Captain Bhupinder Singh Kumar | Non-executive Director | N.A. ¹ | N.A. ¹ |
| 5 | Captain Rahul Bhargava | Executive Director | 4.88:1 | Nil |
| 6 | Mr. Ketan Shah | Chief Financial Officer | 6.93:1 | 511.9% * |
| 7 | Ms. Sunita Anil Kotian* | Non-executive Director | N.A. ¹ | N.A. ¹ |
| 8 | Ms. Jyotsna Gupta | Company Secretary | 1.71:1 | Nil |

*Mr. Ketan Shah joined the Company on February 01st 2019 for FY 2018-19 i.e. 2 months – February & March. Hence, the percentage increase in remuneration for FY 2019-20 i.e. 12 months is 511.9%.

*Ms. Sunita Anil Kotian was appointed as a Non-executive Director on 12th February 2020.

1. During the year no remuneration was paid to Mr. P. K. Srivastava, Mr. N. Srinivasan, Capt. Bhupinder Singh Kumar and Ms. Sunita Kotian. However, sitting fees was paid amounting to Rs. 4,00,000/-, to Mr. P. K. Srivastava (Non-Executive Chairman), Rs. 6,00,000/- to Mr. N. Srinivasan & Rs. 6,00,000/- Captain B. S. Kumar, (Independent Directors), respectively.

Notes: Considering the pattern of employment in the shipping business, the remuneration paid to members of the shipboard staff who have worked on board the Company's ships for only a short period during the year has not been considered for the purpose of calculating median remuneration.

2. There is no percentage increase in the median remuneration of employees in the financial year 2019-20
3. The Company had 46 employees excluding off-shore employees on the rolls of the Company as on March 31, 2020.
4. *Mr. Hasit Avasiya joined the Company on July 01st 2018 (Q2) of FY 2018-19. His percentage increase in FY 2019-20 is 20.58%

STATEMENT OF PARTICULARS OF EMPLOYEES PURSUANT TO PROVISIONS OF SECTION 197(12) OF THE COMPANIES ACT 2013 READ WITH COMPANIES (APPOINTMENT AND REMUNERATION OF MANAGERIAL PERSONNEL) RULES, 2014

| Name | Age (Years) | Qualification | Designation | Date of Commencement of employment | Experience (Years) | Gross Remuneration | Previous Employment |
|----------------------|-------------|----------------------------------|--|------------------------------------|--------------------|--------------------|-----------------------------------|
| Mr. Ketan Shah | 50 | ICWA | Chief Financial Officer | 01-Feb-2019 | 30 | 8,508,284.00 | Essar Steel Limited |
| *Mr. Hasit Avasiya | 47 | B.E. | Vice President – Corporate Relations Group | 01-July-2018 | 25 | 6,225,154.00 | Essar Constructions India Limited |
| Capt. Rahul Bhargava | 59 | Master Mariner | Director – Commercial and Operations | 11-Sep-2012 | 40 | 5,992,331.00 | JSW Steel Limited |
| Mr. Ranjit Singh | 59 | Class I (Motor) | Executive Director & CEO | 02-May-2008 | 37 | 5,805,000.00 | Qatar Shipping Co. |
| Mr. Asit Pharikal | 56 | MBA, Hon Doctorate | Chief Technical Officer | 06-Aug-2018 | 06 | 5,728,790.51 | Apeejay Surendra Group |
| Mr. Surjit Dey | 49 | M.E.,B.E. | Deputy – Chief Technical Officer | 03-Jul-2017 | 21 | 5,264,420.16 | Crowley Accord Marine Management |
| Capt. Sandeep Phadke | 49 | Master FG,; BSc Nautical Science | General Manager | 01-Aug-2007 | 28 | 5,242,241.00 | Tolani Shipping Limited |
| Capt. Subimal Mahato | 50 | MICS | General Manager | 03-Nov-2017 | 30 | 4,835,206.00 | India Steamship |
| Mr. Umesh Shimpi | 50 | B. Com | Joint General Manager | 01-Aug-2000 | 28 | 4,804,852.00 | Peninsular Shipping & Trading Co |
| Mr. Vipin Jain | 41 | Chartered Account | Joint General Manager | 26-Oct-2010 | 13 | 4,436,376.00 | Abbott India Limited |

1. No employee of the Company holds by himself/ herself or along with his/ her spouse and dependent children, not less than two percent of the equity shares of the Company.
2. No employee of the Company is a relative of any Director or Manager of the Company.

For and on behalf of the Board

Sd/-
Mr. Ranjit Singh
 President & CEO

Sd/-
P. K. Srivastava
 Chairman
 (DIN: 00843258)

Mumbai, September 03, 2020

Annexure - F

Form No. AOC – 2

(Pursuant to clause (h) of sub-section (3) of section 134 of the Act and Rule 8(2) of the Companies (Accounts) Rules, 2014)

Form for disclosure of particulars of contacts/arrangements entered into by the company with related parties referred to in sub-section (1) of section 188 of the Companies Act, 2013 including certain arm's length transactions under third proviso thereto.

1. Details of contacts or arrangements or transactions not at arm's length basis:

| Sr.no. | Name(s) of the related party and nature of relationship | Nature of contracts/ arrangements / transactions | Duration of the contracts/ arrangements/ transactions | Salient features of the contracts or arrangements or transactions including the value, if any | Justification for entering into such contracts or arrangements or transactions | Date(s) of approval by the Board | Amount paid as advances, if any | Date on which the special resolution was passed in general meeting as required under first proviso to section 188 |
|--------|---|--|---|---|--|----------------------------------|---------------------------------|---|
| NIL | | | | | | | | |

2. Details of material contracts or arrangement or transactions at arm's length basis:

| Sr. No. | Name(s) of the related party | Nature of relationship | Nature of contracts/ arrangements/ transactions | Duration of the contracts/ arrangements / transactions | Salient terms of the contracts or arrangements or transactions including the value, if any (Rs. In crore) | Date(s) of approval by the Board, if any | Amount paid as advances, if any (Rs. In crore) |
|---------|--|------------------------|--|---|---|--|--|
| 1. | Essar Shipping (Cyprus) Limited | Fellow Subsidiary | Fleet operating & chartering earning | Spot | 11.75 | Nil | Nil |
| 2. | Essar Power (Orissa) Limited | Fellow Subsidiary | Supervision & Management Fees | Contract for 12 months | 0.08 | Nil | Nil |
| 3. | Essar Steel India Limited (till 15.11.2019 only) | Fellow Subsidiary | Contract of Affreightment for 8-10 years for transportation of raw material and finished goods of Essar Steel India Limited resulting into fleet operating and chartering earnings of the Company. | COA Contract for 8-10 years and also on Spot fixture basis. | Freight for transportation of raw material and finished goods as per COA; and Spot fixture basis. Total Value: 262.14 | 4-Jul-11 9-Nov-11 21-May-15 | Nil |
| 4. | Arkay Logistics Limited | Associate | Logistics & Agency Services | Contract for 12 months | 0.65 | Nil | Nil |
| 5. | Essar Bulk Terminal Limited | Fellow Subsidiary | Port Charges | Contract for 12 months | 0.26 | Nil | Nil |

For and on behalf of the Board

Sd/-
Mr. Ranjit Singh
President & CEO

Sd/-
P. K. Srivastava
Chairman
(DIN: 00843258)

Mumbai, September 03, 2020

FORM NO. MGT 9

EXTRACT OF ANNUAL RETURN

As on financial year ended on March 31, .2020

Pursuant to Section 92 (3) of the Companies Act, 2013 and rule 12(1) of the Company (Management & Administration) Rules, 2014.

I. REGISTRATION & OTHER DETAILS:

| | | |
|----|--|---|
| 1. | CIN | L61200GJ2010PLC060285 |
| 2. | Registration Date | April 16, 2010 |
| 3. | Name of the Company | Essar Shipping Limited |
| 4. | Category/Sub-category of the Company | Company Limited by Shares / Indian Non- Government Company |
| 5. | Address of the Registered office & contact details | EBTSL Premises, ER-2 Building (Admn. Building), Salaya, 44 KM, P.O. Box No. 7, Taluka khambhaila, Devbhumi Dwarka, Gujarat – 361305. |
| 6. | Whether listed company | Yes |
| 7. | Name, Address & contact details of the Registrar & Transfer Agent, if any. | Data Software Research Company Private Limited 19, Pycroft Garden Road Off Haddows Road Nungambakkam Chennai – 600 006 Tel: (044) 2821 3738, 2821 4487 |

II. PRINCIPAL BUSINESS ACTIVITIES OF THE COMPANY (All the business activities contributing 10 % or more of the total turnover of the company shall be stated)

| S. No. | Name and Description of main products / services | NIC Code of the Product/service | % to total turnover of the company |
|--------|--|---------------------------------|------------------------------------|
| 1 | Shipping | 61100 | 100% |

III. PARTICULARS OF HOLDING, SUBSIDIARY AND ASSOCIATE COMPANIES -

| Sl. No. | Name and Address of the Company | CIN / GLN | Holding / Subsidiary/ Associate | % of shares held | Applicable Section |
|---------|---|-----------------------|---------------------------------|------------------|--------------------|
| 1 | Essar Shipping Mauritius Holdings Limited (FKA Essar Africa Steel Holdings Limited) Address: Essar House 10, Frere Felix de Valois Street, Port Louis, Mauritius | N.A. | Holding | 60.09 | 2(46) |
| 2 | IDH International Drilling Holdco Limited (FYA Essar Shipping & Logistics Limited) Address: Riga feraiou, 4 Omega Court, 1 st Floor, PC 3095, Limassol, Cyprus | N.A. | Holding | 10.34 | 2(46) |
| 3 | Imperial Consultants & Securities Limited Address: Chennai House, 5 th Floor, New No.7, Esplanade, Chennai | U65993TN1993PTC024724 | Promoter Group Company | 3.32 | 2(46) |

| | | | | | |
|----|--|-----------------------|------------|-------|-----------|
| 4 | Essar Steel India Limited Address: 27km, Surat Hazira Road, Hazira, Gujarat - 394270 | U27100GJ1976FLC013787 | Holding | 0.62 | 2(46) |
| 5 | Arkay Logistics Limited Address: Essar House, 11 K.K. Marg, Mahalaxmi, Mumbai - 400 034 | U50100MH2004PLC149214 | Associate | 49 | 2(6) |
| 6 | Essar Oilfields Services Limited Address: Essar House 10, Frere Felix de Valois Street, Port Louis, Mauritius | N.A. | Subsidiary | 100 | 2(87)(ii) |
| 7 | OGD Services Limited (formerly known as Essar Oilfields Services India Limited) Address: Essar House, 11 K.K. Marg, Mahalaxmi, Mumbai - 400 034 | U93090MH2006PLC163779 | Subsidiary | 100 | 2(87)(ii) |
| 8 | Energy II Limited Address: Clarendon House 2 Church Street Hamilton HM 11 Bermuda | N.A. | Subsidiary | 73 | 2(87)(ii) |
| 9 | Essar Shipping DMCC Address: Unit No: 30-01-1903 Jewellery & Gemplex 3 Plot No: DMCC - PH2-J&GPlexS Jewellery & Gemplex Dubai United Arab Emirates | N.A. | Subsidiary | 100 | 2(87)(ii) |
| 10 | Essar Oilfields Middle East DMCC Address: Unit No: 30-01-1903 Jewellery & Gemplex 3 Plot No: DMCC - PH2-J&GPlexS Jewellery & Gemplex Dubai, United Arab Emirates | N.A. | Subsidiary | 100 | 2(87)(ii) |
| 11 | Varada Drilling One Pte Limited Address: 50 Collyer Quay, #09-01 OUE Bayfront Singapore 049321 | N.A. | Associate | 28.57 | 2(6) |
| 12 | Varada Drilling Two Pte Limited Address: 50 Collyer Quay, #09-01 OUE Bayfront Singapore 049321 | N.A. | Associate | 28.57 | 2(6) |

| | | | | | |
|----|---|-----------------------|------------|-----|-----------|
| 13 | Starbit Oilfields Services India Limited Address: Essar House, 11 K.K. Marg, Mahalaxmi, Mumbai – 400 034 | U11200MH2016PLC280188 | Subsidiary | 100 | 2(87)(ii) |
|----|---|-----------------------|------------|-----|-----------|

IV. SHARE HOLDING PATTERN (Equity Share Capital Breakup as percentage of Total Equity)

A. Category-wise Share Holding

| Category of Shareholders | No. of Shares held at the beginning of the year | | | | No. of Shares held at the end of the year | | | | % Change during the year |
|--|---|--------------|------------------|-------------------|---|--------------|------------------|-------------------|--------------------------|
| | Demat | Physical | Total | % of Total Shares | Demat | Physical | Total | % of Total Shares | |
| A. Promoters | | | | | | | | | |
| (1) Indian | | | | | | | | | |
| a) Individual/ HUF | -- | -- | -- | -- | -- | -- | -- | -- | -- |
| b) Central Govt | -- | -- | -- | -- | -- | -- | -- | -- | -- |
| c) State Govt(s) | -- | -- | -- | -- | -- | -- | -- | -- | -- |
| d) Bodies Corp. | 8152020 | 0 | 8152020 | 3.94 | 8152020 | 0 | 8152020 | 3.94 | 0.00 |
| e) Banks / FI | -- | -- | -- | -- | -- | -- | -- | -- | -- |
| f) Any other | -- | -- | -- | -- | -- | -- | -- | -- | -- |
| Sub – total (A)(1):- | 8152020 | 0 | 8152020 | 3.94 | 8152020 | 0 | 8152020 | 3.94 | 0.00 |
| (2) Foreign | | | | | | | | | |
| a) NRIs -Individuals | -- | -- | -- | -- | -- | -- | -- | -- | -- |
| b) Other – Individuals | -- | -- | -- | -- | -- | -- | -- | -- | -- |
| c) Bodies Corp. | 145768806 | 0 | 145768806 | 70.43 | 145768806 | 0 | 145768806 | 70.43 | 0.00 |
| d) Banks/FI | -- | -- | -- | -- | -- | -- | -- | -- | -- |
| e) Any other | -- | -- | -- | -- | -- | -- | -- | -- | -- |
| Sub-total (A)(2):- | 145768806 | 0 | 145768806 | 70.43 | 145768806 | 0 | 145768806 | 70.43 | 0.00 |
| Total shareholding of Promoter (A) = (A)(1)+(A)(2) | 153920826 | 0 | 153920826 | 74.37 | 153920826 | 0 | 153920826 | 74.37 | 0.00 |
| B. Public Shareholding | | | | | | | | | |
| 1. Institutions | | | | | | | | | |
| a) Mutual Funds | 1657 | 16028 | 17685 | 0.01 | 1696 | 16028 | 17724 | 0.01 | 0.00 |
| b) Banks / FI | 1996 | 17454 | 19450 | 0.01 | 2163 | 17420 | 19583 | 0.01 | 0.00 |
| c) Central Govt | -- | -- | -- | -- | -- | -- | -- | -- | -- |
| d) State Govt(s) | -- | -- | -- | -- | -- | -- | -- | -- | -- |
| e) Venture Capital Funds | -- | -- | -- | -- | -- | -- | -- | -- | -- |
| f) Insurance Companies | 120092 | 16 | 120108 | 0.06 | 102618 | 16 | 102634 | 0.05 | -0.01 |
| g) FIIs | 15671633 | 6152 | 15677785 | 7.57 | 18671633 | 6152 | 18677785 | 9.02 | 1.45 |
| h) Foreign Venture Capital Funds | -- | -- | -- | -- | -- | -- | -- | -- | -- |
| i) Others (specify) | | | | | | | | | |
| (ii) Foreign Bank | 311 | 6972 | 7283 | 0.00 | 178 | 6972 | 7150 | 0.00 | 0.00 |
| Sub-total (B)(1):- | 15795689 | 46622 | 15842311 | 7.65 | 18778288 | 46588 | 18824876 | 9.10 | 1.44 |
| 2. Non-Institutions | | | | | | | | | |
| a) Bodies Corp. | 21562850 | 44600 | 21607450 | 10.44 | 16936123 | 42920 | 16979043 | 8.20 | -2.24 |
| i) Indian | -- | -- | -- | -- | -- | -- | -- | -- | -- |
| ii) Overseas | -- | -- | -- | -- | -- | -- | -- | -- | -- |
| b) Individuals | | | | | | | | | |
| i) Individual shareholders holding nominal share capital upto Rs. 1 lakh | 7658274 | 2097619 | 9755893 | 4.71 | 8433551 | 2058238 | 10491789 | 5.07 | 0.36 |

| | | | | | | | | | |
|--|------------------|----------------|------------------|---------------|------------------|----------------|------------------|---------------|--------------|
| ii) Individual shareholders holding nominal share capital in excess of Rs. 1 lakh | 5016450 | 36000 | 5052450 | 2.44 | 5974530 | 36000 | 6010530 | 2.90 | 0.46 |
| c) Others (specify) | | | | | | | | | |
| Non Resident Indians | 740883 | 56259 | 797142 | 0.39 | 694534 | 54474 | 749008 | 0.36 | -0.02 |
| Sub-total (B)(2):- | 34978457 | 2234478 | 37212935 | 17.98 | 32038738 | 2191632 | 34230370 | 16.54 | -1.44 |
| Total Public Shareholding (B)=(B)(1)+ (B)(2) | 50774146 | 2281100 | 53055246 | 25.63 | 50817026 | 2238220 | 53055246 | 25.63 | 0.00 |
| C. Shares held by Custodians and against which Depository Receipts have been issued | -- | -- | -- | -- | -- | -- | -- | -- | -- |
| Grand Total (A+B+C) | 204694972 | 2281100 | 206976072 | 100.00 | 204737852 | 2238220 | 206976072 | 100.00 | 0.00 |

B) Shareholding of Promoter

| SN | Shareholder's Name | Shareholding at the beginning of the year | | | Shareholding at the end of the year | | | % change in shareholding during the year |
|----|--|---|----------------------------------|---|-------------------------------------|----------------------------------|---|--|
| | | No. of Shares | % of total Shares of the company | %of Shares Pledged / encumbered to total shares | No. of Shares | % of total Shares of the company | %of Shares Pledged / encumbered to total shares | |
| 1 | Essar Shipping Mauritius Holdings Limited (earlier known as Essar Africa Steel Holdings Limited) | 12,43,62,408 | 60.09 | 100.00 | 12,43,62,408 | 60.09 | 100.00 | 0.00 |
| 2 | Essar Steel India Limited | 12,73,611 | 0.62 | 0.00 | 12,73,611 | 0.62 | 0.00 | 0.00 |
| 3 | Imperial Consultants & Securities Limited | 68,78,409 | 3.32 | 0.00 | 68,78,409 | 3.32 | 0.00 | 0.00 |
| 4 | IDH Drilling Holdco International Limited (earlier known as Essar Shipping & Logistics Limited) | 2,14,06,365 | 10.34 | 100.00 | 2,14,06,365 | 10.34 | 100 | 0.00 |
| 5. | Essar Ports & Shipping Limited | 33 | 0.00 | 0.00 | 33 | 0.00 | 0.00 | 0.00 |
| | Total | 15,39,20,826 | 74.37 | 94.70 | 15,39,20,826 | 74.37 | 94.70 | 0.00 |

C) Change in Promoters' Shareholding (please specify, if there is no change): There is no change in the Promoters Shareholding during the FY 2019-20

| Sr | Particulars | Shareholding at the beginning of the year (As on March 31, 2019) | | Date wise Increase / Decrease in Promoters Shareholding during the year | Reasons for increase / decrease (e.g. allotment / transfer / bonus/ sweat equity etc.): | Shareholding at the end of the year (as on March 31, 2020) | | Cumulative Shareholding during the year | |
|----|--|--|----------------------------------|---|---|--|----------------------------------|---|----------------------------------|
| | | No. of shares | % of total shares of the company | | | No. of shares | % of total shares of the company | No. of shares | % of total shares of the company |
| 1 | Essar Shipping Mauritius Holdings Limited (earlier known as Essar Africa Steel Holdings Limited) | 12,43,62,408 | 60.09 | | No Change | 12,43,62,408 | 60.09 | 12,43,62,408 | 60.09 |
| 2 | Essar Steel India Limited | 12,73,611 | 0.62 | | No Change | 12,73,611 | 0.62 | 12,56,36,019 | 60.71 |
| 3 | Imperial Consultants & Securities Limited | 68,78,409 | 3.32 | | No Change | 68,78,409 | 3.32 | 13,25,14,428 | 64.03 |
| 4 | IDH Drilling Holdco International Limited (earlier known as Essar Shipping & Logistics Limited) | 2,14,06,365 | 10.34 | | No Change | 2,14,06,365 | 10.34 | 15,39,20,793 | 74.37 |
| 5 | Essar Ports & Shipping Limited | 33 | 0.00 | | No Change | 33 | 0.00 | 15,39,20,826 | 74.37 |

D) Shareholding Pattern of top ten Shareholders (Other than Directors, Promoters and Holders of GDRs and ADRs):

| S. No. | Name of the Shareholder | Shareholding at the beginning of the year 01.04.2019 | | Date | Increase/ decrease in Shareholding | Reason | Cumulative Shareholding during the year (1.4.2019-31.03.2020) | |
|--------|--|--|----------------------------------|------------|------------------------------------|--------|---|----------------------------------|
| | | No. of shares | % of total shares of the Company | | | | No. of shares | % of total shares of the Company |
| 1 | INDIA OPPORTUNITIES GROWTH FUND LTD - PINWOOD STRATEGY | 10244450 | 4.95 | 02.08.2019 | 7400000 | Bought | 17644450 | 8.52 |
| 2 | CORUM SECURITIES PVT LTD | 2966000 | 1.43 | 05.04.2019 | -2000 | Sold | | |
| | | | | 07.06.2019 | -600000 | Sold | | |
| | | | | 21.06.2019 | -2364000 | Sold | 0 | 0.00 |
| 3 | PURAN ASSOCIATES PVT LTD | 2849002 | 1.38 | | | | 2849002 | 1.38 |
| 4 | VIC ENTERPRISES PVT LTD | 2848999 | 1.38 | | | | 2848999 | 1.38 |
| 5 | M B FINMART PVT LTD | 2843999 | 1.37 | | | | 2843999 | 1.37 |
| 6 | KREDENCE MULTI TRADING LIMITED | 2675179 | 1.29 | | | | 2675179 | 1.29 |

| | | | | | | | | |
|----|--|---------|------|------------|-----------|----------|---------|------|
| 7 | AQUARIUS INDIA OPPORTUNITIES FUND | 2550000 | 1.23 | 31.05.2019 | -2550000 | Sold | 0 | 0.00 |
| 8 | GLOBE CAPITAL MARKET LTD | 2529910 | 1.22 | 19.04.2019 | 300 | Purchase | | |
| | | | | 26.04.2019 | 1900 | Purchase | | |
| | | | | 03.05.2019 | 10 | Purchase | | |
| | | | | 10.05.2019 | 500 | Purchase | | |
| | | | | 24.05.2019 | -1282 | Sale | | |
| | | | | 14.06.2019 | -210 | Sale | | |
| | | | | 21.06.2019 | 419 | Purchase | | |
| | | | | 19.07.2019 | -400 | Sale | | |
| | | | | 26.07.2019 | 10000 | Purchase | | |
| | | | | 23.08.2019 | -2258 | Sale | | |
| | | | | 30.08.2019 | 1250 | Purchase | | |
| | | | | 06.09.2019 | -723 | Sale | | |
| | | | | 20.09.2019 | 150 | Purchase | | |
| | | | | 27.09.2019 | -2355 | Sale | | |
| | | | | 30.09.2019 | -114357 | Sale | | |
| | | | | 30.09.2019 | -1250 | Sale | | |
| | | | | 04.10.2019 | 500 | Purchase | | |
| | | | | 22.11.2019 | -5500 | Sale | | |
| | | | | 26.07.2019 | -10000 | Sale | | |
| | | | | 09.08.2019 | -2000 | Sale | 2404604 | 1.16 |
| 9 | PACE STOCK BROKING SERVICES PVT LTD | 1301388 | 0.63 | 30.08.2019 | 370 | Bought | | |
| | | | | 06.09.2019 | -500000 | Sold | | |
| | | | | 13.09.2019 | -370 | Sold | | |
| | | | | 20.09.2019 | -800933 | Sold | 455 | 0.00 |
| 10 | THE INDIAMAN FUND (MAURITIUS) LIMITED. | 1300000 | 0.63 | 31.05.2019 | -13000000 | Sold | 0 | 0.00 |

E) **Shareholding of Directors and Key Managerial Personnel:**

None of the Directors and/or Key Managerial Personnel hold any share of the Company at the beginning, during or end of the year under review.

F) **INDEBTEDNESS** -Indebtedness of the Company including interest outstanding/accrued but not due for payment.

(Amount Rs. in crore)

| | Secured Loans excluding deposits | Unsecured Loans | Deposits | Total Indebtedness |
|--|----------------------------------|-----------------|----------|--------------------|
| Indebtedness at the beginning of the financial year | | | | |
| i) Principal Amount | 963.56 | 2,239.87 | - | 3,203.43 |
| ii) Interest due but not paid | 532.55 | 33.96 | - | 566.51 |
| iii) Interest accrued but not due | 3.58 | 16.40 | - | 19.98 |
| Total (i+ii+iii) | 1,499.69 | 2,290.23 | - | 3,789.92 |

| Change in Indebtedness during the financial year | | | | |
|--|-----------------|-----------------|---|-----------------|
| * Addition | 994.25 | 75.16 | - | 1,069.41 |
| *Exchange difference | 11.26 | - | - | 11.26 |
| * Reduction | (123.92) | (115.21) | - | (239.14) |
| Net Change | 881.59 | (40.06) | - | 841.54 |
| Indebtedness at the end of the financial year | | | | |
| i) Principal Amount | 1,651.11 | 2,176.57 | - | 3,827.68 |
| ii) Interest due but not paid | 727.55 | 73.60 | - | 801.15 |
| iii) Interest accrued but not due | 2.62 | - | - | 2.62 |
| Total (i+ii+iii) | 2,381.28 | 2,250.17 | - | 4,631.45 |

G. REMUNERATION OF DIRECTORS AND KEY MANAGERIAL PERSONNEL-

i. Remuneration to Managing Director, Whole-time Directors and/or Manager:

| SN. | Particulars of Remuneration | Name of MD/WTD/ Manager | | Total Amount |
|-----|---|-------------------------|----------------------|--------------|
| | | Mr. Ranjit Singh | Capt. Rahul Bhargava | |
| 1 | Gross salary | 58,05,000 | 59,92,331 | 1,17,97,331 |
| | (a) Salary as per provisions contained in section 17(1) of the Income-tax Act, 1961 | | | |
| | (b) Value of perquisites u/s 17(2) Income-tax Act, 1961 | | | |
| | (c) Profits in lieu of salary under section 17(3) Income- tax Act, 1961 | | | |
| 2 | Stock Option | | | |
| 3 | Sweat Equity | | | |
| 4 | Commission - as % of profit - others, specify... | | | |
| 5 | Others, please specify | | | |
| | Total (A) | 58,05,000 | 59,92,331 | 1,17,97,331 |
| | Ceiling as per the Act | | | |

ii). Remuneration to other directors

| SN. | Particulars of Remuneration | Name of Directors | | | Total Amount |
|-----|--|--|-------------------|-------------------|------------------|
| | | | | | |
| 1. | Independent Directors | | Mr. N. Srinivasan | Capt. B. S. Kumar | |
| | Fee for attending board committee meetings | | 6,00,000 | 6,00,000 | 12,00,000 |
| | Commission | | -- | -- | -- |
| | Others, please specify | | -- | -- | -- |
| | Total (1) | | 6,00,000 | 6,00,000 | 12,00,000 |
| 2. | Other Non-Executive Directors | P. K. Srivastava | Ms. Sunita Kotian | | |
| | Fee for attending board committee meetings | 4,00,000 | -- | -- | 4,00,000 |
| | Commission | -- | -- | -- | -- |
| | Others, please specify | -- | -- | -- | -- |
| | Total (2) | 4,00,000 | -- | -- | 4,00,000 |
| | Total (B)=(1+2) | 4,00,000 | 6,00,000 | 6,00,000 | 16,00,000 |
| | Total Managerial Remuneration | | | | |
| | Overall Ceiling as per the Act | Only Sitting fees is paid to Independent Directors | | | |

iii) REMUNERATION TO KEY MANAGERIAL PERSONNEL OTHER THAN MD/MANAGER/WTD

| SN | Particulars of Remuneration | Key Managerial Personnel | | | |
|----|---|--------------------------|------------------------|------------------------|------------------------|
| | | MD/CEO | CS* | CFO | Total |
| 1 | Gross salary | 58,05,000 | 21,05,290 | 85,08,284 | 1,64,18,574 |
| | (a) Salary as per provisions contained in section 17(1) of the Income-tax Act, 1961 | 58,05,000 | 21,05,290 | 85,08,284 | 1,64,18,574 |
| | (b) Value of perquisites u/s 17(2) Income-tax Act, 1961 | Nil | Nil | Nil | Nil |
| | (c) Profits in lieu of salary under section 17(3) Income-tax Act, 1961 | Nil | Nil | Nil | Nil |
| 2 | Stock Option | During the year Nil | During the year Nil | During the year Nil | During the year Nil |
| 3 | Sweat Equity | During the year Nil | During the year Nil | During the year Nil | During the year Nil |
| 4 | Commission | During the year Nil | During the year Nil | During the year Nil | During the year Nil |
| | - as % of profit | During the year Nil | During the year Nil | During the year Nil | During the year Nil |
| | Others, specify... | During the year Nil | During the year Nil | During the year Nil | During the year Nil |
| 5 | Others, please specify | During the year Nil | During the year Nil | During the year Nil | During the year Nil |
| | Total | 58,05,000 | 21,05,290 | 85,08,284 | 1,64,18,574 |

*Appointed as Company Secretary with effect from July 02, 2019 in place of Mr. Awaneesh Srivastava.

H. PENALTIES / PUNISHMENT/ COMPOUNDING OF OFFENCES:

There were no penalties/ punishment / compounding of offences imposed on the Company or any of the Directors or officers of the Company in the year under review.

For and on behalf of the Board

Sd/-
Ranjit Singh
President & CEO

Sd/-
P. K. Srivastava
Chairman
(DIN : 00843258)

Mumbai, September 03, 2020

Financial Information of subsidiary companies

Statement pursuant to Section 129(3) of the Companies Act, 2013 related to subsidiary companies for the year ended 31 March 2019 are as follows:

(Rupees in crores except currency rates)

| Particulars | Energy II Limited, Bermuda | Essar Shipping DMCC, Dubai | OGD Services Holdings Limited (f.k.a Essar Oilfields Services Limited), Mauritius | OGD Services Limited (f.k.a Essar Oilfields Services India Limited), India | Starbit Oilfield Services India Limited, India |
|---|----------------------------|----------------------------|---|--|--|
| Reporting period for the subsidiary | 31 March, 2020 | 31 March, 2020 | 31 March, 2020 | 31 March, 2020 | 31 March, 2020 |
| Reporting currency | USD (\$) | USD (\$) | USD (\$) | INR (₹) | INR (₹) |
| Exchange rate as on the last date of the financial period | 75.3859 | 75.3859 | 75.3859 | 1.0000 | 1.0000 |
| * All figures are in ₹ crore | | | | | |
| Share capital (including share application money pending allotment) | 402.68 | 281.52 | 3,421.26 | 2,075.02 | 0.05 |
| Reserves & surplus | 62.39 | 22.56 | (4,248.26) | (2,894.69) | (10.98) |
| Total liabilities | 0.02 | 72.82 | 1,049.57 | 1,094.42 | 17.77 |
| Total assets | 465.09 | 376.90 | 222.57 | 274.75 | 6.84 |
| Turnover | - | 552.93 | 80.89 | 350.40 | 0.78 |
| Profit / (loss) before taxation | (21.14) | (87.40) | (348.26) | (41.49) | (7.41) |
| Provision for taxation | - | - | - | - | - |
| Profit / (loss) after taxation | (21.14) | (87.40) | (348.26) | (41.49) | (7.41) |
| % of shareholding | 73.08% | 100.00% | 100.00% | 74.15% | 100.00% |

Note: Energy Transportation International Limited, Bermuda went into members voluntary winding-off & Dissolved on 12th March, 2020

For and on behalf of the Board

Sd/-
Mr. Ranjit Singh
President & CEO

Sd/-
P. K. Srivastava
Chairman
(DIN: 00843258)

Mumbai, September 03, 2020

CORPORATE GOVERNANCE REPORT FOR THE YEAR 2019 -2020

1. STATEMENT ON COMPANY'S PHILOSOPHY ON CODE OF CORPORATE GOVERNANCE

Your Company believes that Corporate Governance is critical to sustaining corporate development, increasing productivity and competitiveness. The governance process should ensure that available resources are utilized in a manner that meets the aspirations of all its stakeholders. Your Company's essential charter is shaped by the objectives of transparency, professionalism and accountability. The Company continuously endeavors to improve on these aspects on an ongoing basis.

2. BOARD OF DIRECTORS

Composition:

The Board has a Non-Executive Chairman who is not related to promoter or person occupying management position at the level of Board of Directors or at one level below the Board of Directors of the Company and the numbers of independent directors are one-third of the total number of directors. None of the Directors on the Board is a Member in more than 10 Committees and Chairman of more than 5 Committees (as specified in SEBI (Listing Obligations and Disclosure Requirements) Regulations, 2015), across all the companies in which he is a Director.

Further, in terms of Regulation 17(1)(c) of SEBI (LODR) Regulations, 2015, Board of top 2000 listed entities w.e.f. April 01, 2020 shall comprises of at least six Directors, owing to resignation of Mr. Ramesh Krishnan, Non-Executive Director w.e.f. May 21, 2020 the Company was required to appoint one Director in order to comply with said requirement, however, due to COVID-19 pandemic and lockdown being imposed across the Country, Company is encountering challenges and is in process to find suitable candidate in order to comply with said requirements.

Attendance at Meetings:

During the financial year ended March 31, 2020 under review, the Board of Directors met 5 times on May 30, 2019, June 29, 2019, August 14, 2019, November 13, 2019 and February 12, 2020 The gap between two meetings during the year did not exceed one twenty days.

The names and categories of the Directors on the Board, their attendance at Board Meetings during the year and at the last Annual General Meeting held on December 23, 2019, and also the number of Committee Memberships held by them in other public companies including the names of listed companies where the person is director and the category of directorship are given below:

| Name of the Director | Category | No. of Board Meetings attended during the year ended March 31, 2020 | Whether attended AGM held on December 23, 2019 | Names of Listed companies where the person is director and the category of directorship as on March 31, 2020 | No. of Committee positions held in other public Listed companies incorporated in India as on March 31, 2020 | |
|----------------------------|----------------------------|---|--|--|---|--------|
| | | | | | Chairman | Member |
| Mr. P. K. Srivastava | Non-Promoter Non-Executive | 5 | Yes | Nil | - | 3 |
| Mr. Ranjit Singh | Non-Promoter Executive | 3 | Yes | Nil | - | - |
| Mr. N. Srinivasan | Independent Non-Executive | 5 | Yes | Gati Limited, Essar Shipping Limited (Non-Executive, Independent Director) | 1 | 2 |
| Cap. Bhupinder Singh Kumar | Independent Non-Executive | 4 | No | Nil | 1 | 1 |
| Ms. Neelam Kapoor | Non-Promoter Non-Executive | 3 | No | Nil | - | - |
| Capt. Rahul Bhargava | Non-Promoter Executive | 5 | Yes | Nil | - | - |
| Mr. Ramesh Krishnan | Non-Promoter Non-Executive | 1 | NA | Nil | - | 1 |
| Ms. Sunita Kotian | Non-Promoter Non-Executive | - | NA | Nil | - | - |

Notes:

1. The Committees considered for the purpose of calculation of membership and/or chairmanship as discussed above are those

as specified in the Listing Regulations i.e. Audit Committee and Stakeholder Relationship Committee.

2. Mr. Ranjit Singh ceases to be a Director w.e.f. 21st September, 2019. However, he continues to be the CEO of the Company and redesignated as the President & CEO.
3. Ms. Neelam Kapoor, Non-Executive Director ceases to be Director w.e.f. December 23, 2019 on account of retirement by rotation;
4. Mr. Ramesh Krishnan was appointed as Non-Executive Director w.e.f. December 23, 2019;

Other Provisions: Disclosure of relationships between directors inter-se

The Company confirms that it did not have any material pecuniary relationship or transaction with any Non-Executive Director during the year ended March 31, 2020, except for the payment of Sitting Fees for attending the Board and/or the Committee meetings.

The information as required under SEBI (Listing Obligations and Disclosure Requirements) Regulations, 2015 is being made available to the Board. The Audit Committee of the Board of Directors periodically reviews the compliance report submitted by the Chief Executive Officer regarding compliance with the various laws applicable to the Company. The Company has a succession plan in place for appointment to the board of directors and senior management.

Code of Conduct:

The Board of Directors has laid down a code of conduct for all Board Members and Senior Management of the Company. The said code of conduct has been posted on the website of the Company. Further, all the Board Members and Senior Management personnel have affirmed compliance with the said code of conduct for the year ended March 31, 2020. Necessary declaration to this effect signed by the Mr. Ranjit Singh, CEO forms a part of the Annual Report of the Company for the year ended March 31, 2020.

Familiarization programs for Independent Directors

The Company has a policy to keep the Independent Directors informed and updated about the business and operations of the Company as well as industries in which the Company operates, on a continuous basis. In addition to formal familiarization programs, the interactions between various functional heads and the Independent Directors are generally facilitated on regular basis after the meetings of the Board and the Committees.

A chart or a matrix setting out the skills/expertise/competence of the Board of Directors:

| Sr. No. | Name of Director | Skills/Expertise/ Competencies |
|---------|----------------------------|---|
| 1. | Mr. P. K. Srivastava | Expertise in Shipping Operation |
| 2. | Mr. N. Srinivasan | Finance |
| 3. | Cap. Bhupinder Singh Kumar | Expertise in Shipping Operation |
| 4. | Captain Rahul Bhargava | General Operation & Expertise in Shipping Operation |
| 5. | Mr. Ramesh Krishnan | Finance & Strategy |
| 6. | Ms. Sunita Kotian | Fleet Operations |

3. AUDIT COMMITTEE

The Composition of the Audit Committee as on March 31, 2020 is as follows:

| S. No. | Particular | Designation |
|--------|-------------------------------|-------------|
| 1. | Mr. N. Srinivasan | Chairman |
| 2. | Captain Bhupinder Singh Kumar | Member |
| 3. | Mr. Ramesh Krishnan | Member |

Statutory auditors, internal auditors and CFO attend the meetings of the Committee at the invitation of the Chairman. The Company Secretary acts as the Secretary of the Committee. All the members are financially literate and possess necessary expertise in finance or accounting or any other comparable experience or background.

The Company has complied with the requirements of SEBI (Listing Obligations and Disclosure Requirements) Regulations, 2015 as regards composition of Audit Committee.

In accordance with SEBI (Listing Obligations and Disclosure Requirements) Regulations, 2015, the role of the Audit Committee includes the following:

1. Oversight of the Company's financial reporting process and the disclosure of its financial information, to ensure that the financial statement is correct, sufficient and credible;
2. Recommendation for appointment, remuneration and terms of appointment of the auditors of the company;
3. Approval of payment to statutory auditors for any other services rendered by the statutory auditors;
4. Reviewing, with the management, the annual financial statements and auditor's report thereon before submission to the Board for approval, with particular reference to:
 - Matters required being included in the Director's Responsibility Statement to be included in the Board's report in terms of clause (c) of sub - section 3 of section 134 of Companies Act, 2013.

- Changes, if any, in accounting policies and practices and reasons for the same.
 - Major accounting entries involving estimates based on the exercise of judgment by Management.
 - Significant adjustments made in the financial statements arising out of audit findings.
 - Compliance with listing and other legal requirements relating to financial statements.
 - Disclosure of any related party transactions.
 - Qualifications in the draft audit report.
5. Reviewing, with the management, the quarterly financial statements before submission to the Board for approval;
 6. Reviewing, with the management, the statement of uses/application of funds raised through an issue (public issue, rights issue, preferential issue, etc.), the statement of funds utilized for purposes other than those stated in the offer document/prospectus/notice and the report submitted by the monitoring agency monitoring the utilization of proceeds of a public or rights issue, and making appropriate recommendations to the Board to take up steps in this matter;
 7. Review and monitor the auditor's independence and performance, and effectiveness of audit process;
 8. Approval or any subsequent modification of transactions of the company with related parties;
 9. Scrutiny of inter-corporate loans and investment;
 10. Valuation of undertakings or assets of the company, wherever it is necessary;
 11. Evaluation of internal financial controls and risk management systems;
 12. Reviewing, with the management, performance of statutory and internal auditors, adequacy of the internal control systems;
 13. Reviewing the adequacy of internal audit function, if any, including the structure of the internal audit department, staffing and seniority of the official heading the department, reporting structure coverage and frequency of internal audit;
 14. Discussion with internal auditors of any significant findings and follow up there on;
 15. Reviewing the findings of any internal investigations by the internal auditors into matters where there is suspected fraud or irregularity or a failure of internal control systems of a material nature and reporting the matter to the board;
 16. Discussion with statutory auditors before the audit commences, about the nature and scope of audit as well as post – audit discussion to ascertain any area of concern;
 17. To look into the reasons for substantial defaults in the payment to the depositors, debenture holders, shareholders (in case of non-payment of declared dividends) and creditors;
 18. To review the functioning of the Whistle Blower Mechanism;
 19. Approval of appointment of CFO (i.e., the whole-time Finance Director or any other person heading the finance function or discharging that function) after assessing the qualifications, experience and background, etc., of the candidate;
 20. Carrying out any other function as is mentioned in the terms of reference of the Audit Committee.
- The Audit Committee has also been granted powers as prescribed under SEBI (Listing Obligations and Disclosure Requirements) Regulations, 2015.
- Further as per the requirements of SEBI (Listing Obligations and Disclosure Requirements) Regulations, 2015, the Audit Committee reviews the following information:
1. Management discussion and analysis of financial condition and results of operations;
 2. Statement of significant related party transactions (as defined by the Audit Committee), submitted by management;
 3. Management letters/letters of internal control weaknesses issued by the statutory auditors;
 4. Internal audit reports relating to internal control weaknesses; and
 5. The appointment, removal and terms of remuneration of the Chief internal auditor shall be subject to review by the Audit Committee.
- During the year under review, Audit Committee met 4 times on May 30, 2019, August 14, 2019, November 13,

2019 and February 12, 2020 with a gap of not more than four months. The details of the meetings attended by the Directors are given below:

| Composition | Meeting Dates and Attendance | | | |
|--|------------------------------|-----------------|-------------------|-------------------|
| | May 30, 2019 | August 14, 2019 | November 13, 2019 | February 12, 2020 |
| Mr. N. Srinivasan – Chairman | Yes | Yes | Yes | Yes |
| Captain Bhupinder Singh Kumar – Member | Yes | Yes | No | Yes |
| Ms. Neelam Kapoor-Member | Yes | No | Yes | NA |
| Mr. Ramesh Krishnan – Member | NA | NA | NA | Yes |

Note:

- Owing to cessation as Director on account of retirement by rotation, Ms. Neelam Kapoor ceases to Member of Audit Committee w.e.f. December 23, 2019;
- Board unanimously vide Circular Resolution dated February 04, 2020 elected Mr. Ramesh Krishnan as Member of Audit Committee.

VIGIL MECHANISM

With a view to provide for adequate safeguards against victimization of persons, the Company has established vigil mechanism (Whistle Blowing).

It is the policy of the Company to provide adequate safeguards against victimisation of employees and not to allow retaliation against the employee who makes a good faith report about possible violation of Company's Code of Conduct. Suspected violation of this Code, evidence of illegal or unethical behaviour may be reported to the President & CEO on designated email id. All reported violations are appropriately investigated.

Employees are expected to fully cooperate in internal investigations of misconduct. Their identity shall be kept strictly confidential by the Company. In exceptional cases, employees can have direct access to Mr. N. Srinivasan, Chairman of the Audit Committee on the designated email id for the purpose of bringing to the attention of the Audit Committee any issues, questions, concerns or complaints they may have regarding accounting, internal accounting controls, auditing matters or other genuine concerns.

Details of the above mechanism are posted on Company's website <https://www.essar.com/>

4. NOMINATION AND REMUNERATION COMMITTEE

The terms of reference of Nomination and Remuneration Committee includes inter-alia to formulate evaluation criteria and recommend to the Board from time to time on matters such as candidates for induction on the Board, compensation structure for Managing Director/ Chief Executive Officer, Whole-time Director and Key Managerial Personnel and other Senior Executives and to administer and supervise the Employee Stock Option Scheme of the Company.

The detail of the composition and meetings of the Nomination and Remuneration Committee for the year ended March 31, 2020 are as follow:

| Composition | Meeting Dates and Attendance | |
|--|------------------------------|-------------------|
| | June 29, 2019, | February 12, 2020 |
| Mr. N. Srinivasan – Chairman | Yes | Yes |
| Captain Bhupinder Singh Kumar - Member | Yes | Yes |
| Mr. P. K. Srivastava – Member | Yes | Yes |

Remuneration Policy

The Nomination and Remuneration Committee of the Board is constituted in compliance with the provisions of Section 178(1) of the Companies Act, 2013 and Regulation 19 of the SEBI (Listing Obligations and Disclosure Requirements) Regulations, 2015. The Committee is fully empowered to frame compensation structure for Directors and its review from time to time.

Remuneration to Directors is paid as determined by the Board on recommendation of the Nomination and Remuneration Committee and subject to such approval of Shareholders as may be required in accordance with applicable provisions of the Companies Act, 2013 relating to managerial remuneration. The Company only pays sitting fees to Independent Directors and Non-Executive Directors for attending meetings of the Board and Committees.

Acceptance of recommendations of committee by Board:

There were no instances where the Board of Directors had not accepted any recommendation of any committee of the board which is mandatorily required, in the financial year 2019-20.

Performance Evaluation of Board and Directors

In line with the Corporate Governance Guidelines of your Company, annual performance evaluation was conducted for all Board Members, for Individual Director including Independent Directors, its Committees and Chairman of the Board. This evaluation was led by the Board as a whole on the basis of the parameters provided in the evaluation framework. The Board evaluation framework has been

designed in compliance with the requirements under the Companies Act, 2013 and the Listing Regulations. The Board evaluation was conducted through qualitative parameters and feedback based on ratings.

In view of the above the Company conducted a formal Board Effectiveness Review as a part of its efforts to evaluate, identify improvements and thus enhance the effectiveness of the Board of Directors (Board), its Committees and individual directors.

Criteria for evaluation

Pursuant to the provisions of the Companies Act, 2013 and SEBI (Listing Obligations & Disclosure Requirements) Regulation, 2015, during the year under review, the Board carried out the annual evaluation of its own performance. A structured questionnaire covering various aspects of functioning of the Board, Committees and Directors such as adequacy of the composition of the Board and its Committees, Board culture, execution and performance of specific duties, obligation and governance was distributed to each member of the Board and inputs were received. The Directors expressed their satisfaction with the evaluation process.

5. Details of Remuneration to Directors

(Amount in Rupees)

| Name of Director | Basic Salary | Provident Fund | Allowances and other benefits | Sitting Fees | Total |
|-------------------------------|--------------|----------------|-------------------------------|--------------|-----------|
| Mr. P. K. Srivastava | - | - | - | 4,00,000 | 4,00,000 |
| Mr. Ranjit Singh | 5,805,000 | - | - | - | 5,805,000 |
| Capt. Rahul Bhargava | 59,92,331 | - | - | - | 59,92,331 |
| Mr. N. Srinivasan | - | - | - | 6,00,000 | 6,00,000 |
| Captain Bhupinder Singh Kumar | - | - | - | 6,00,000 | 6,00,000 |
| Ms. Neelam Kapoor | - | - | - | - | - |
| Ramesh Krishnan | - | - | - | - | - |

During the year under review, no stock options were granted to any Director or employee of the Company. No Shares or Convertible Instruments are held by any Members of the Board except the Stock Options granted to the Executive Director(s) of the Company and its subsidiaries pursuant to the, 'Essar Shipping Employees Stock Option Scheme – 2011'.

Criteria of making payment to Non-Executive Directors:

The Company has policy on making payment of Remuneration which include Criteria of making payments

to non-executive directors. The said policy is available on website of the Company and the same can be access at: <https://www.essar.com/investors/essar-shipping-limited/>

6. STAKEHOLDERS' RELATIONSHIP COMMITTEE

The term of reference of the Stakeholder's Relationship Committee include redressing shareholder and investor complaints like non – receipt of transfer and transmission of shares, non - receipt of duplicate share certificate, non - receipt of balance sheet, non - receipt of dividends etc. and to ensure expeditious share transfer process.

During the year under review, the Committee met once on May 30, 2019

The Composition of the Stakeholders' Relationship Committee along with the details of the meetings attended by the Directors is given below:

| Names of Members | Category | No. of Meetings attended during the year ended 31 st March 2020 |
|--------------------------------|---------------|--|
| Captain B. S. Kumar – Chairman | Independent | 1 |
| Mr. P. K. Srivastava – Member | Non-Executive | 1 |
| Mr. Ramesh Krishnan – Member | Non-Executive | 1 |

Name and Designation of Compliance Officer: Ms. Jyotsna Gupta, Company Secretary & Compliance Officer.

Status of Complaints received during the year ended March 31, 2020:

| Nature of Complaints | Received | Resolved | Pending |
|--|-----------|-----------|------------|
| Relating to Transfer, Transmission etc. and other/ Miscellaneous | 82 | 82 | Nil |
| TOTAL | 82 | 82 | Nil |

Pending Transfers:

There were no pending transfers as on March 31 2020.

INDEPENDENT DIRECTORS' MEETING

During the year under review, the Independent Directors met on February 13, 2020, inter alia to discuss:

- Evaluation of the performance of Non-Independent Directors
- Evaluation of the performance of Chairman of the Company
- Evaluation of the quality, content and timelines of flow of information between the management and the Board that is necessary for the Board to effectively and reasonably to perform its duties.

The following Independent Directors were present at the Meeting:

- Mr. N. Srinivasan
- Captain B. S. Kumar

All Independent Directors have given declarations that they meet the criteria of independence as laid down in Regulation 16(1) (b) of SEBI (LODR), Regulations, 2015 read with Section 149(6) of the Companies Act, 2013. In the opinion of the Board of Directors, all Independent Director fulfills the above criteria and are independent of the management.

Resignation of an Independent Director:

No Independent Director have resigned from the position of Independent Director before the expiry of the tenure during the Financial Year 2019-20.

CORPORATE SOCIAL RESPONSIBILITY COMMITTEE

Pursuant to Section 135 of the Companies Act, 2013, a Corporate Social Responsibility Committee consists of three Directors. The composition of committee as on 31st March 2020 is as follows:

- Captain B. S. Kumar
- Mr. Rahul Bhargava
- Mr. Ramesh Krishnan

Terms of reference of the Corporate Social Responsibility Committee include formulating and recommending to the Board, a CSR Policy which shall indicate the activities to be undertaken by the Company, recommending the amount of expenditure to be incurred on the activities referred to in CSR Policy and monitoring the CSR Policy of the Company from time to time. The CSR policy is given in the Company's website: <https://www.essar.com/>

DISCLOSURE

- a) There were no transactions of material nature with its Promoters, the Directors or the Management, their subsidiaries or relatives, etc. that may have potential conflict with the interests of the Company at large. However, the Company has annexed to the accounts a list of related parties as per IND AS-24 and the transactions entered into with them.
- b) Details of non-compliance by the Company, penalties, and strictures imposed on the Company by Stock Exchange or SEBI or any statutory authority, on any matter related to capital markets, during the last three years: NIL
- c) The Company has established a vigil mechanism (Whistle

Blower Policy) for Directors and employees to report genuine concerns. The Whistle Blower Policy provides for adequate safeguards against victimisation of persons who use such mechanism and make provision for direct access to the Chairperson of the Audit Committee in appropriate or exceptional cases. No personnel has been denied access to the audit committee. A copy of the Whistle Blower Policy is available on the website of the Company: www.essar.com.

- d) Details of compliance with mandatory requirements and adoption of the non-mandatory requirements of SEBI (Listing Obligations and Disclosure Requirements) Regulation, 2015:

All the mandatory items of SEBI (Listing Obligations and Disclosure Requirements) Regulations, 2015, interlia as listed below, have been complied with and covered in this report:

- (i) Brief statement on Company's philosophy on code of governance;
- (ii) Board of Directors;
- (iii) Audit Committee;
- (iv) Nomination and Remuneration Committee;
- (v) Remuneration of Directors
- (vi) Stakeholders' Relationship Committee;
- (vii) General Body Meetings;
- (viii) Other Disclosures;
- (ix) Means of Communication;
- (x) General Shareholder Information.

- e) Policy for determining 'material' subsidiaries

Details of the Policy for determining 'material' subsidiaries is available on the website and the link for the same is: <https://www.essar.com/investors/essar-shipping-limited/>

- f) Details of the Policy for dealing with Related Party Transactions is available on the website and the link for the same is: <https://www.essar.com/investors/essar-shipping-limited/>
- g) The following information has been disclosed in the "Form MGT-9" for the Financial Year 2019-20 forming part of Directors Report
 - (i) All elements of remuneration package such as salary, benefits, bonuses, stock options, pensions, etc. of all the directors;
 - (ii) Details of fixed component and performance linked incentives along with the performance criteria;
 - (iii) Service contracts, notice period, severance fees;

- (iv) Stock Option details, if any, and whether the same has been issued at a discount as well as the period over which accrued and over which exercisable.

Board Disclosures:

The Company follows adequate procedures to inform Board members about the risk assessment and minimization procedures.

Prevention of Insider Trading

The Company has framed and implemented a Code on Prevention of Insider Trading in accordance with the Code prescribed by SEBI (Prohibition of Insider Trading) Regulation, 2015 and disclosed on the website of the Company viz.: <https://www.essar.com/investors/essar-shipment-limited/>

- i) The President & CEO and the Chief Financial Officer have provided the Compliance Certificate to the Board of Directors as per regulation 17 (8) of the SEBI (Listing Obligations and Disclosure Requirements) Regulations, 2011 for the Financial Year Ended March 31, 2020.

COMPLIANCE WITH NON-MANDATORY REQUIREMENTS

The Company continuously strives towards improving its Corporate Governance practices. Whilst your Company is fully compliant with the mandatory requirements of SEBI (Listing Obligations and Disclosures Requirements) Regulations, 2015. The status of compliance of non-mandatory requirements under SEBI (Listing Obligations and Disclosures Requirements) Regulations, 2015 is as follow:y

The Board

Mr. P. K. Srivastava, a Non-Executive Chairman is entitled to and also allowed reimbursement of expenses incurred in performance of his duties.

Shareholder Rights

The financial results of the Company for every quarter are extensively published in the newspapers and are also uploaded on the Company's website. The same are also sent to the shareholder on request.

Key Managerial Personnel

In accordance with the Section 203 of the Companies Act, 2013 and Rules made thereunder, the following persons are appointed as Key Managerial Personnel of the Company:

- a) Mr. Ranjit Singh*, President and CEO
b) Mr. Ketan Shah**, Chief Financial Officer

- c) Ms. Jyotsna Gupta***, Company Secretary

* ceases to be Executive Director w.e.f. September 21, 2019 on account of completion of his term, but continues to be the Chief Executive Officer of the Company & re-designated as President & CEO.

**appointed w.e.f. February 02, 2019 in place of Mr. Sandeep Akolkar who ceased to act as Chief Financial Officer of the Company w.e.f. January 31, 2019

*** appointed w.e.f. July 02, 2019 in place of Mr. Awaneesh Srivastava, who ceased to act as Company Secretary of the Company w.e.f. July 01, 2019

CEO and CFO Certification:

In terms of SEBI (Listing Obligations and Disclosure Requirements) Regulations, 2015, Mr. Ranjit Singh, President & CEO and Mr. Ketan Shah, CFO have issued certificates to the Board of Directors which forms a part of the Annual Report of the Company for the year ended March 31, 2020.

Certificate from Company Secretary in Practice:

Mr. Martinho Ferrao of Martinho Ferrao & Associates, Practicing Company Secretary has issued a certificate as required under Schedule V of SEBI (Listing Obligations and Disclosure Requirements) Regulations, 2015, confirming that none of Directors of the Company are debarred or disqualified from being appointed or to continue as Directors of the Company by the SEBI/Ministry of Corporate Affairs or any another Statutory Authority. The said Certificate is enclosed.

Details total fees paid to statutory auditors:

Total fees for all services paid by the Company and its subsidiaries, on a consolidated basis, to the statutory auditors are as follows:

| Particulars | Financial Year 2019-20 (INR in Lakhs) |
|---|--|
| Audit fees | 64.96 |
| For other services (Certifications, etc.) | 7.35 |
| Tax Audit | - |
| Limited Review | 15.54 |
| Reimbursement of Expenses | 1.15 |
| Total | 89 |

GENERAL BODY MEETING

Details of the last three Annual General Meetings held from the year 2016-17 to 2018-19 are given below, in the ascending order:

| | |
|----------|--|
| 2016-17: | The Seventh Annual General Meeting of the Company was held on December 29, 2017 at 2:00 pm at the registered office of the Company situated at EBTSL Premises, ER-2 Building (Admn. Building) Salaya 44 KM, P.B. No 7 Taluka, Khambhalia, Devbhumi Dwarka Khambhalia Jamnagar - 361305 |
|----------|--|

| | |
|----------|--|
| 2017-18: | The Eighth Annual General Meeting of the Company was held on September 26, 2018 at 3:00 pm at the registered office of the Company situated at EBTSL Premises, ER-2 Building (Admn. Building) Salaya 44 KM, P.B. No 7 Taluka, Khambhalia, Devbhumi Dwarka Khambhalia Jamnagar – 361305 |
| 2018-19 | The Ninth Annual General Meeting of the Company was held on December 23, 2019 at 10:30 am at the registered office of the Company situated at EBTSL Premises, ER-2 Building (Admn. Building) Salaya 44 KM, P.B. No 7 Taluka, Khambhalia, Devbhumi Dwarka Khambhalia Jamnagar – 361305 |

Details of the Special Resolutions passed in the previous three Annual General Meetings:

At the Seventh Annual General Meeting held on December 29, 2017, Special Resolution was passed pertaining to:

- (i) Approval of Related Party Transactions;
- (ii) Appointment/ Reappointment of the Independent Directors for the term of 5 years from the date of ensuing General Meeting;
- (iii) Confirmation of appointment and remuneration of Mr. Ranjit Singh (DIN: 07021621), Executive Director and CEO, who was appointed during the year as Additional Director under Executive Category;
- (iv) Confirmation of appointment and remuneration of Ms. Neelam Kapoor (DIN: 07895198) as Director of the Company under Non-Executive Category, who was appointed as Additional Director during the Year under Non-Executive Category;
- (v) Confirmation of appointment and remuneration of Capt. Rahul Bhargava (DIN: 07618915) as Director of the Company under Executive Category, who was appointed as Additional Director during the Year under Executive Category;
- (vi) Increase the Authorized share capital, re-classification of Share Capital and change in Memorandum and Articles of Association of the Company accordingly.

At the Eighth Annual General Meeting held on September 26, 2018, Special Resolution was passed pertaining to:

- (i) Approval for Related Party Transactions of the Company
At the Ninth Annual General Meeting held on December 23, 2019, Special Resolution was passed pertaining to:
 - (i) Approval for Related Party Transactions of the Company- Approved.

- (ii) Adoption of Memorandum of Association of the Company as per Companies Act 2013.
- (iii) Adoption of Articles of Association of the Company as per Companies Act 2013.

Details of special resolution passed last year through postal ballot:

- A. Special Resolution passed through Postal Ballot in the Financial Year 2018-2019: (Last Year)

Details of Special Resolutions passed through Postal Ballot during the Financial Year 2018-19 and the pattern of voting are given below:

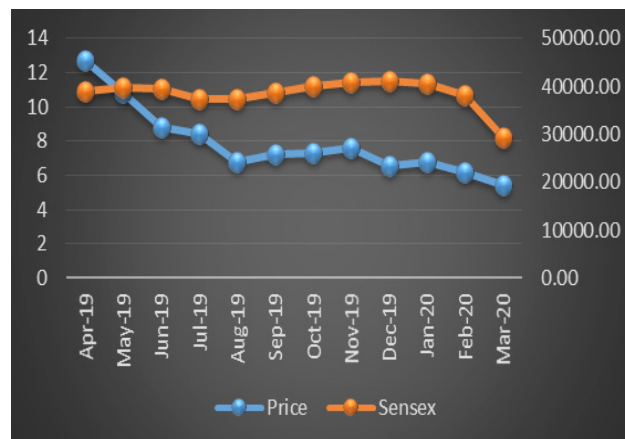
| Sr. No. | Particulars of Resolutions | Votes in favour of Resolution | Votes Against Resolution |
|---------|--|-------------------------------|--------------------------|
| 1 | Approval for continuation of Mr. N. Srinivasan after April 01, 2019 as an Non Executive Independent Director who has attained the age of 75 years, till the expiry of his existing term i.e. up to the conclusion AGM to be held in the year 2022. | 153926617 | 839 |
| 2 | Approval for continuation of Captain B. S. Kumar after April 01, 2019 as an Non Executive Independent Director who has attained the age of 75 years, till the expiry of his existing term i.e. up to the conclusion AGM to be held in the year 2022. | 153922152 | 5304 |
| 3 | Approval for continuation of Mr. P. K. Srivastava after April 01, 2019 as Non-Executive Non Independent Director who will attain the age of 75 years, till the expiry of his existing term i.e. up to the conclusion AGM to be held in the year 2022 | 153926552 | 904 |

- B. Person who conducted the postal ballot exercise: Mr. Martinho Ferrao of M/s. Martinho Ferrao & Associates, Practicing Company Secretary (FCS No. 6221, C.P. No. 5676)
- C. Whether any Special Resolution is proposed to be passed through Postal Ballot: NIL
- D. Procedure for Postal Ballot: NIL

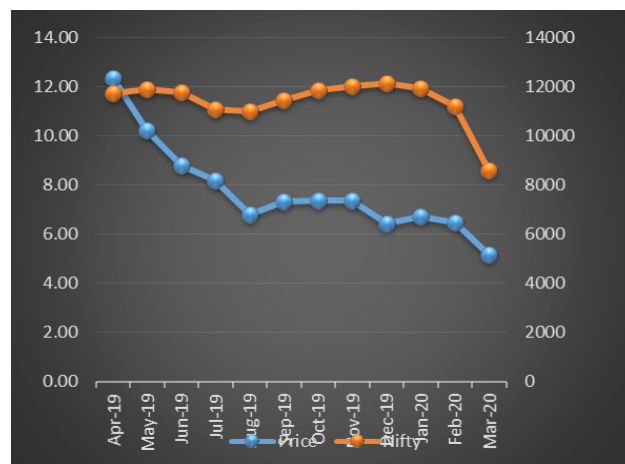
Means of Communication:

| | |
|--|--|
| Quarterly / Half Yearly / Annual Financial Results and other Information about the Company | The Quarterly and Annual Financial Results are displayed on the Company's website: www.essar.com . Published in newspapers such as Business Standard and Jai Hind in compliance with Listing Regulations |
| Presentation to Institutional Investors and to the Analyst | Press releases and presentations made to Institutional Investors and Analysts are displayed on the Company's website: www.essar.com |
| Management Discussion & Analysis | Forms part of the Annual Report, which is mailed to the Shareholders of the Company. |

Performance of share price in comparison to BSE Sensex



Performance of share price in comparison to Nifty



The applicable listing fees have been paid to respective stock exchanges.

Market price data (High/Low) during each month in the Year 2019-2020

| BSE Limited | | | National Stock Exchange of India Limited | | |
|---------------------------|---------|--------|--|---------|--------|
| Month | Highest | Lowest | Month | Highest | Lowest |
| April 2019 | 16.04 | 9.50 | April 2019 | 16.25 | 9.40 |
| May 2019 | 12.08 | 9.60 | May 2019 | 12.35 | 9.25 |
| June 2019 | 10.79 | 7.25 | June 2019 | 10.75 | 7.30 |
| July 2019 | 9.5 | 7.75 | July 2019 | 9.35 | 7.70 |
| August 2019 | 8.70 | 5.76 | August 2019 | 8.45 | 6.05 |
| September 2019 | 10.28 | 7.0 | September 2019 | 10.10 | 6.55 |
| October 2019 | 7.90 | 6.65 | October 2019 | 7.75 | 6.75 |
| November 2019 | 8.10 | 6.75 | November 2019 | 7.90 | 7.00 |
| December 2019 | 7.68 | 6.30 | December 2019 | 7.70 | 6.30 |
| January 2020 | 7.49 | 6.38 | January 2020 | 7.50 | 6.30 |
| February 2020 | 7.48 | 6.20 | February 2020 | 7.25 | 6.10 |
| March 2020 | 6.80 | 4.60 | March 2020 | 6.60 | 4.55 |
| Scrip Code: 533704 | | | Scrip Code: ESSARSHPNG | | |

9. GENERAL SHAREHOLDERS INFORMATION

Annual General Meeting details

| | |
|---------------------------|--|
| Date | September 30, 2020 |
| Venue | Through Video Conferencing or Audio Visual Means |
| Time | 03:00 pm IST |
| Book Closure Dates | September 24, 2020 to September 30, 2020 (Both days inclusive) |

Financial year: 1st April to 31st March

Listing on Stock Exchanges: The Ordinary Shares of the Company are listed and available for Trading on BSE Limited and the National Stock Exchange of India Limited. The Secured Non-Convertible Debentures of the Company are listed on wholesale Debt Segment of the National Stock Exchange of India Limited (INE282A07039 and INE282A07047). The details of Stock Exchange and Securities listed are provided below:

National Stock Exchange of India Ltd.
Exchange Plaza,
Bandra Kurla Complex, Bandra East
Mumbai – 400 051
Code: ESSARSHPNG
BSE Limited
Phiroze Jeejeebhoy Towers
Dalal Street,
Mumbai – 400 001.
Code: 533704

Registrars and Share Transfer Agents

Data Software Research Company Private Limited

19, Pycrofts Garden Road,
Off. Haddows Road, Nungambakkam,
Chennai - 600 006
Ph.No.+91-44-28213738/28214487
Fax No.+91-44-28214636
E-mail: essar.shipping@dsrc-cid.in

Share Transfer System

The Share transfers are registered within an average period of 15 days. Presently the Company dematerialises the Shares after getting the dematerialisation requests being generated by the Depository Participant.

Nomination Facility

Shareholders holding shares in physical form and desirous of making a nomination in respect of their shareholding in the Company, as permitted under Section 72 of the Companies Act, 2013 are requested to submit to the R&T Agent of the Company the prescribed nomination form.

Distribution of Shareholding as on March 31, 2020

| No. of Equity Shareholders | No of Shareholders | % of Shareholders | Total No of Shares | % of Holding |
|----------------------------|--------------------|-------------------|--------------------|---------------|
| Upto 5000 | 84,636 | 99.57 | 9,287,611 | 4.49 |
| 5001 to 10000 | 156 | 0.18 | 1,163,712 | 0.56 |
| 10001 to 20000 | 85 | 0.10 | 1,202,150 | 0.58 |
| 20001 to 30000 | 37 | 0.04 | 917,929 | 0.44 |
| 30001 to 40000 | 21 | 0.02 | 711,808 | 0.34 |
| 40001 to 50000 | 12 | 0.01 | 547,258 | 0.26 |
| 50001 to 100000 | 29 | 0.03 | 2,028,125 | 0.98 |
| 100001 and above | 26 | 0.03 | 191,117,479 | 92.34 |
| Total | 85,002 | 100.00 | 206,976,072 | 100.00 |

Dematerialisation of Shares as on March 31, 2020

| Mode | No. of Shares | No. of Folio | % |
|--------------|--------------------|---------------|---------------|
| Physical | 2,238,220 | 45,969 | 1.08 |
| Demat | 204,737,852 | 39,033 | 98.92 |
| TOTAL | 206,976,072 | 85,002 | 100.00 |

Disclosures with respect to demat suspense account/ unclaimed suspense account:

Following is the details of shares in the demat suspense account or unclaimed suspense account, as applicable during the Financial Year 2019-20:

| | |
|--|----|
| Aggregate number of shareholders and the outstanding shares in the suspense account lying at the beginning of the year | NA |
| Number of shareholders who approached listed entity for transfer of shares from suspense account during the year; | NA |
| Number of shareholders to whom shares were transferred from suspense account during the year | NA |
| Aggregate number of shareholders and the outstanding shares in the suspense account lying at the end of the year | NA |
| That the voting rights on these shares shall remain frozen till the rightful owner of such shares claims the shares. | NA |

Outstanding GDRs/ADRs/Warrants or any convertible instruments, conversion date and likely impact on Equity

As on March 31, 2020, the total outstanding Foreign Currency Convertible Bonds (FCCB) were 2400, 5% FCCBs (Series A and Series B) aggregating to USD 240,000,000. Series A FCCBs due on 24th August, 2015 extended to 24th August, 2017 and Series B FCCBs due on 24th August, 2019. (These FCCBs of Series A and Series B has further been extended for the period of 2(two) years from 24th August, 2019 to 24th August 2021 and the approval for the extension is pending from the Regulator). These FCCBs are convertible into 122,852,787 equity shares of Rs. 10 each of the Company at a conversion rate of Rs. 91.70 per equity share at a fixed exchange rate of Rs. 46.94.

Compliance with the provisions of Sexual Harassment of Women at Workplace (Prevention, Prohibition and Redressal) Act, 2013

The Company is committed to uphold and maintain the dignity of women employees and it has in place a policy which provides for protection against sexual harassment of women at work place and for prevention and redressal of such complaints.

The below table provides details of complaints received/disposed during the financial year 2019-20:

| | |
|---|-----|
| Number of complaints filed during the financial year | NIL |
| Number of complaints disposed of during the financial year | NIL |
| Number of complaints pending as on end of the financial year. | NIL |

Secretarial Audit

A qualified practicing Company Secretary (V. Mahesh & Associates) carries out secretarial audit on quarterly basis to reconcile the total admitted capital with National Securities Depository Limited (NSDL) and Central Depository Services Limited (CDSL) and the total issued and listed capital. The audit confirms that the total Issued/Paid up Capital is in agreement with the total number of shares in physical form and the total number of dematerialized shares held with NSDL and CDSL.

M/s Martinho Ferrao & Associates, Practicing Company Secretaries has conducted the secretarial Audit for the Financial Year 2019-20. The Secretarial Audit Report is annexed with the Director's Report.

Compliance Officer: Company Secretary

Designated Email ID for Investors/Members: esl.secretarial@essar.co.in

Registered Office: EBTSL Premises, ER-2 Building (Admn. Bldg), Salaya, 44 KM, P.O. Box No. 7, Taluka Khambalia, Devbhumi Dwarka, Gujarat - 361 305

Corporate Office: Essar House, 11, K. K. Marg, Mahalaxmi, Mumbai - 400 034 Tel : (022) 6660 1100, Fax: (022) 2354 4312
Email: esl.secretarial@essar.co.in

INDEPENDENT AUDITOR'S CERTIFICATE ON CORPORATE GOVERNANCE

To the Members of

Essar Shipping Limited

1. This Certificate is issued in accordance with the terms of our engagement letter dated 16 May 2019.
2. This report contains details of compliance of conditions of Corporate Governance by Essar Shipping Limited ("the Company"), for the year ended 31 March, 2020, as stipulated in Regulation 17 to 27, clause (b) to (i) of Regulation 46(2) and paragraphs C, D and E of Schedule V of the Securities and Exchange Board of India (Listing Obligation and Disclosure Requirements) Regulations, 2015 as amended ("SEBI Listing Regulations") pursuant to the Listing Agreement of the Company with stock exchanges.

Management's Responsibility for compliance with conditions of the SEBI Listing Regulations

3. The compliance of conditions of Corporate Governance is the responsibility of the Management of the Company. This responsibility includes design, implementation and maintenance of internal control, procedures and all relevant supporting records and documents to ensure the compliance with the conditions of the Corporate Governance stipulated in the SEBI Listing Regulations.

Auditor's Responsibility

4. Our examination was limited to procedures and implementation thereof, adopted by the Company for ensuring compliance with the conditions of Corporate Governance. It is neither an audit nor an expression of opinion on financial statements of the Company.
5. Pursuant to the requirements of the SEBI Listing Regulations, it is our responsibility to provide a reasonable assurance as to whether the Company has complied with the conditions of Corporate Governance as stipulated in the SEBI Listing Regulations for the year ended 31 March, 2020.
6. We have carried out an examination of the relevant records of the Company in accordance with the Guidance Note on Certification of Corporate Governance issued by the Institute of Chartered Accountants of India (ICAI), the Standards on Auditing specified under Section 143(10) of the Companies Act 2013, in so far as applicable for the purpose of this certificate and as per the Guidance Note on Reports or Certificates for Special Purposes issued by the ICAI which requires that we comply with the ethical requirements of the Code of Ethics issued by the ICAI.

7. We have complied with the relevant applicable requirements of the Standard on Quality Control (SQC) 1, Quality Control for Firms that perform Audits and Reviews of Historical Financial Information, and Other Assurance and Related Service Engagements.

Opinion

8. In our opinion, and to the best of our information and according to explanations given to us and the representations provided by the management, we certify that the Company has complied with the conditions of Corporate Governance as stipulated in the above-mentioned SEBI listing regulations for the year ended 31 March, 2020.
9. We state that such compliance is neither an assurance as to the future viability of the Company nor the efficiency or effectiveness with which the Management has conducted the affairs of the Company.

Restriction on Use

10. This certificate is addressed and provided to the members of the Company solely for the purpose to enable the Company to comply with the requirement of the aforesaid regulations and should not be used by any other person or may not be suitable for any other purpose. Accordingly we do not accept or assume any liability or any duty or any care for any other purpose or any other person to whom this certificate is shown or into whose hands it may come without our prior consent in writing.

For C N K & Associates LLP

Chartered Accountants

Firm Registration No. 101961 W /W- 100036

Sd/-

Himanshu Kishnadwala

Partner

Membership No. 37391

UDIN: 20037391AAAAAFD4437

Place: Mumbai

Date: 3 September, 2020

INDEPENDENT AUDITOR'S REPORT

To the Members of Essar Shipping Limited

Report on the Audit of the Standalone Financial Statements

Opinion

We have audited the standalone financial statements of Essar Shipping Limited ("the Company"), which comprises of the balance sheet as at 31 March, 2020, the standalone statement of Profit and Loss (including Other Comprehensive Income), standalone statement of cash flows and the standalone statement of changes in equity for the year then ended, and notes to the standalone financial statements, including a summary of significant accounting policies and other explanatory information.

In our opinion and to the best of our information and according to the explanations given to us, the aforesaid standalone financial statements give the information required by the Companies Act, 2013 ("the Act") in the manner so required and give a true and fair view in conformity with the Indian Accounting Standards prescribed under section 133 of the Act read with the Companies (Indian Accounting Standards) Rules, 2015, as amended, ("Ind AS") and other accounting principles generally accepted in India, of the state of affairs of the Company as at 31 March, 2020, the loss (financial position including Other Comprehensive Income), changes in equity and its cash flows for the year ended on that date.

Basis for Opinion

We conducted our audit in accordance with the Standards on Auditing (SAs) specified under section 143(10) of the Act. Our responsibilities under those standards are further described in the Auditor's Responsibilities for the Audit of the Standalone financial Statements section of our report. We are independent of the Company in accordance with the Code of Ethics issued by the Institute of Chartered Accountants of India (ICAI) together with the ethical requirements that are relevant to our audit of the standalone financial statements under the provisions of the Act and the Rules thereunder, and we have fulfilled our other ethical responsibilities in accordance with these requirements and the ICAI's Code of Ethics. We believe that the audit evidence we have obtained is sufficient and appropriate to provide a basis for our opinion on the standalone financial statements.

Material Uncertainty Related to Going Concern

We draw attention to Note No. 28 to the standalone financial statements, which indicates that as on 31 March, 2020 the Company has accumulated losses of Rs.7,966.66 crore as against capital and reserves of Rs.5,217.74 crore. The Company has also defaulted on several loans and recovery actions initiated by the lenders. The Company's current liabilities exceeds its current

assets as on 31 March, 2020. This indicates that a material uncertainty exists that may cast doubt on the Company's ability to continue as a going concern. The Company however has represented that, as mentioned in Note No. 28 to the standalone financial statements, necessary steps have been taken to meet liabilities as and when they become due for payment.

Our opinion on the standalone financial statements is not modified for the above matter.

Emphasis of Matter

- a. We draw attention to our observations in above paragraph of "**Material Uncertainty Related to Going Concern**" whereby, inspite of several factors mentioned therein, the standalone financial statements are prepared on "Going Concern" basis;
- b. We draw attention to Note No. 4(d) of the standalone financial statements wherein the Company had recognized revenue in the financial year 2017-18 amounting to Rs. 369.81 crore (including accrued interest upto 31 March, 2018) based on compensation granted to the Company by arbitration proceedings for breach of contract terms by a charterer and the same remains outstanding as on 31 March, 2020. The Company is confident of full recovery of its claims. However, pending conclusion of the said proceedings, no further interest is accrued on the same;
- c. We also draw attention to Note No. 9(A) of the standalone financial statements which states that the Company had issued standby letter of credit (SBLC) with three banks for Rs. 687.37 crore to secure a loan availed by a subsidiary, which were invoked during the year. The Company is taking up matter with respective bank to settle the loans through monetization of assets;
- d. We draw attention to Note No. 9(A) of the standalone financial statements, wherein company has disclosed payables to a wholly owned overseas subsidiary net of amounts receivables from the same subsidiary. This is subject to pending application and approval from the regulatory authorities.

Our opinion is not modified in respect of the above matters and in case of point (b) above our opinion was not modified in respect of previous year as well.

Key Audit Matters

Key audit matters are those matters that, in our professional judgment, were of most significance in our audit of the standalone financial statements of the current period. These matters were addressed in the context of our audit of the standalone financial statements as a whole, and in forming our

opinion thereon, and we do not provide a separate opinion on these matters. In addition to the matters described in the Material Uncertainty Related to Going Concern paragraph, we have determined the matters described below to be the key audit matters to be communicated in our report:

| Key Audit Matter | Auditor's Response |
|---|--|
| <p><u>Impairment of Investments</u></p> <p>The Company had investments of Rs. 3,017.37 crore in four subsidiaries and one associate as at 31 March, 2020. Following an internal management review including a process of validating various operational assumptions impacting the estimated future cash flows from that subsidiary, the Company has assessed these investments. Out of the above, investments amounting to Rs. 2,764.71 crore have been fully impaired on the basis of an independent external valuer's report.</p> | <p>Our procedures in relation to management's impairment assessment of investments in subsidiary included:</p> <ol style="list-style-type: none"> 1. Assessing the assumptions and methodologies used by the external valuer to estimate recoverable value; 2. Evaluating the independent external valuer's competence, capabilities and objectivity; 3. Considering the potential impact of possible downside changes in the key assumptions; 4. Compliance with Ind AS 36 on 'Impairment of Assets'. <p>We found the key assumptions were supported by the available evidence. Based on the audit procedures performed, we found disclosures in Note No. 3 of the standalone financial statements to be appropriate.</p> |
| <p><u>Going concern</u></p> <p>As on 31 March, 2020 the Company has accumulated losses of Rs. 7,966.66 crore as against capital and reserves of Rs .5,217.74 crore.</p> <p>The Company has also defaulted on several loans and lenders have initiated recovery proceedings as mentioned in Note No. 28 of the standalone financial statements. The Company's current liabilities exceeds its current assets as on 31 March, 2020 (Refer Note No. 28 of standalone financial statements). All these factors indicates that a material uncertainty exists that may cast doubt on the Company's ability to continue as a going concern.</p> | <p>Our audit included but was not limited to the following activities:</p> <ol style="list-style-type: none"> 1. Requested and obtained external confirmation of balances from each of these lenders to confirm the balance outstanding as on 31 March, 2020; 2. Assessing management's steps to be taken to meet liabilities as and when they become due for payment; 3. Obtained and evaluated the Company's plans to repay these loans (with interest) through communication letters and the extent of steps taken for the same; 4. Obtaining and evaluating various communications with the lenders for the one-time settlement proposed by the company. <p>We found the key assumptions were supported by the available evidence. Based on the audit procedures performed, we found disclosures in Note No. 9 of the standalone financial statements to be appropriate.</p> |
| <p><u>Evaluation of Litigation matters</u></p> <p>The Company has certain significant open legal proceedings under arbitration for various matters with the Lenders & Customers, continuing from earlier years (Refer Note No. 22 & 28 of standalone financial statements)</p> | <p>Our audit included but was not limited to the following activities:</p> <ol style="list-style-type: none"> 1. Assessing management's position through discussions with the external legal opinions obtained by the Company (where considered necessary) on both, the probability of success in the aforesaid cases, and the magnitude of any potential loss; 2. Discussion with the management on the development in these litigations during the year ended 31 March, 2020; 3. Review of the disclosures made by the Company in the standalone financial statements in this regard; 4. Obtained representation letter from the management on the assessment of these matters. |

Information other than the Standalone financial Statements and Auditor's Report thereon

The Company's Board of Directors is responsible for the preparation of the other information. The other information comprises of the information included in the Annual Report including its annexures, Corporate Governance and Shareholder's Information, but does not include the standalone financial statements and our independent auditor's report thereon. The Company's annual report is expected to be made available to us after the date of this auditor's report.

Our opinion on the standalone financial statements does not cover the other information and we will not express any form of assurance conclusion thereon.

In connection with our audit of the standalone financial statements, our responsibility is to read the other information and, in doing so, consider whether the other information is materially inconsistent with the standalone financial statements or our knowledge obtained during the course of our audit or otherwise appears to be materially misstated.

If, based on the work we have performed, we conclude that there is a material misstatement of this Other Information, we are required to report that fact.

Responsibilities of the management and those charged with governance for the Standalone financial Statements

The Company's Board of Directors is responsible for the matters stated in section 134(5) of the Act, with respect to the preparation of these standalone financial statements that give a true and fair view of the financial position, financial performance, total comprehensive income, changes in equity and cash flows of the Company in accordance with Ind AS and other accounting principles generally accepted in India. This responsibility also includes maintenance of adequate accounting records in accordance with the provisions of the Act for safeguarding of the assets of the Company and for preventing and detecting frauds and other irregularities; selection and application of appropriate accounting policies; making judgments and estimates that are reasonable and prudent; and design, implementation and maintenance of adequate internal financial controls, that were operating effectively for ensuring the accuracy and completeness of the accounting records, relevant to the preparation and presentation of the standalone financial statements that give a true and fair view and are free from material misstatement, whether due to fraud or error.

In preparing the standalone financial statements, the management is responsible for assessing the Company's ability to continue as a going concern, disclosing, as applicable, matters related to going concern and using the going concern basis of accounting unless the management either intends to

liquidate the Company or to cease operations, or has no realistic alternative but to do so.

The Company's management and Board of Directors are also responsible for overseeing the Company's financial reporting process.

Auditor's Responsibilities for the Audit of the Standalone financial Statements

Our objectives are to obtain reasonable assurance about whether the standalone financial statements as a whole are free from material misstatement, whether due to fraud or error, and to issue an independent auditor's report that includes our opinion.

Reasonable assurance is a high level of assurance, but is not a guarantee that an audit conducted in accordance with Standards on Auditing will always detect a material misstatement when it exists. Misstatements can arise from fraud or error and are considered material if, individually or in aggregate, they could reasonably be expected to influence the economic decisions of users taken on the basis of these standalone financial statements.

As part of an audit in accordance with Standards on Auditing, we exercise professional judgment and maintain professional skepticism throughout the audit. We also:

- Identify and assess the risks of material misstatement of the standalone financial statements, whether due to fraud or error, design and perform audit procedures responsive to those risks, and obtain audit evidence that is sufficient and appropriate to provide a basis for our opinion. The risk of not detecting a material misstatement resulting from fraud is higher than for one resulting from error, as fraud may involve collusion, forgery, intentional omissions, misrepresentations, or the override of internal control.
- Obtain an understanding of internal control relevant to the audit in order to design audit procedures that are appropriate in the circumstances. Under section 143(3)(i) of the Act, we are not responsible for expressing our opinion on whether the company has adequate internal financial control systems in place and the operating effectiveness of such controls.
- Evaluate the appropriateness of accounting policies used and the reasonableness of accounting estimates and related disclosures made by management.
- Conclude on the appropriateness of management's use of the going concern basis of accounting and, based on the audit evidence obtained, whether a material uncertainty exists related to events or conditions that may cast significant doubt on the Company's ability to continue as a going concern. If we conclude that a material uncertainty exists, we are required to draw attention in our auditor's

report to the related disclosures in the standalone financial statements or, if such disclosures are inadequate, to modify our opinion. Our conclusions are based on the audit evidence obtained up to the date of our independent auditor's report. However, future events or conditions may cause the Company to cease to continue as a going concern.

- Evaluate the overall presentation, structure and content of the standalone financial statements, including the disclosures, and whether the standalone financial statements represent the underlying transactions and events in a manner that achieves fair presentation.

Materiality is the magnitude of misstatements in the standalone financial statements that, individually or in aggregate, makes it probable that the economic decisions of a reasonably knowledgeable user of the standalone financial statements may be influenced. We consider quantitative materiality and qualitative factors in (i) planning the scope of our audit work and in evaluating the results of our work; and (ii) to evaluate the effect of any identified misstatements in the standalone financial statements.

We communicate with those charged with governance regarding, among other matters, the planned scope and timing of the audit and significant audit findings, including any significant deficiencies in internal control that we identify during our audit.

We also provide those charged with governance with a statement that we have complied with relevant ethical requirements regarding independence, and to communicate with them all relationships and other matters that may reasonably be thought to bear on our independence, and where applicable, related safeguards.

From the matters communicated with those charged with governance, we determine those matters that were of most significance in the audit of standalone financial statements of the current period and are therefore the Key Audit Matters. We describe these matters in our auditor's report unless law or regulation precludes public disclosures about the matters or when, in extremely rare circumstances, we determine that a matter should not be communicated in our report because the adverse consequences of doing so would reasonably be expected to outweigh the public interest benefits of such communication.

Report on Other Legal and Regulatory Requirements

1. As required by the Companies (Auditor's Report) Order, 2016 ("the Order") issued by the Central Government in terms of Section 143 (11) of the Act, and on the basis of such checks of the books and records of the Company as we considered appropriate and according to the information and explanations given to us, we give in the "Annexure A" a statement on the matters specified in paragraphs 3 and 4 of the Order.

2. As required by Section 143(3) of the Act, we report that:
 - a. We have sought and obtained all the information and explanations which to the best of our knowledge and belief were necessary for the purposes of our audit;
 - b. In our opinion, proper books of accounts as required by law have been kept by the Company so far as it appears from our examination of those books;
 - c. The Balance Sheet, the standalone Statement of Profit and Loss including other comprehensive income, standalone statement of changes in equity and the standalone Cash Flow Statement dealt with by this Report are in agreement with the relevant books of accounts;
 - d. In our opinion, the aforesaid standalone financial statements comply with the Ind AS specified under Section 133 of the Act, read with Rule 7 of the Companies (Accounts) Rules, 2014;
 - e. The Going Concern matter described under the "Material Uncertainty Related to Going Concern" paragraph and point (a) under the Emphasis of Matter paragraph above, in our opinion, may have an adverse effect on the functioning of the Company;
 - f. On the basis of the written representations received from the directors as on 31 March, 2020 taken on record by the Board of Directors, none of the directors is disqualified as on 31 March, 2020 from being appointed as a director in terms of Section 164(2) of the Act;
 - g. With respect to the adequacy of the internal financial controls with reference to standalone financial statements of the Company and the operating effectiveness of such controls, refer to our separate report in "Annexure B". Our report expresses an unmodified opinion on the adequacy and operating effectiveness of the Company's internal financial controls with reference to standalone financial statements;
 - h. With respect to the other matters to be included in the Auditor's Report in accordance with the requirements of section 197(16) of the Act, as amended:

In our opinion and to the best of our information and according to the explanations given to us, the remuneration paid by the Company to its directors during the year is in accordance with requisite approvals mandated by the provisions of Section 197, read with Schedule V of the Act;
 - i. With respect to the other matters to be included in the Auditor's Report in accordance with Rule 11 of the Companies (Audit and Auditors) Rules, 2014, as amended in our opinion and to the best of our information and according to the explanations given to us:

- i. The Company does not have any pending litigations on its financial position in its standalone financial statements, other than as mentioned in Note No. 22 to the standalone financial statements;
- ii. The Company did not have any long-term contracts including derivative for which there were any material foreseeable losses;
- iii. The Company is not required to transfer any amount to the Investor Education and Protection Fund during the ended 31 March, 2020.

For C N K & Associates LLP

Chartered Accountants

Firm Registration No.: 101961 W/W - 100036

Sd/-

Himanshu Kishnadwala

Partner

Membership No. 37391

UDIN: 20037391AAAADA4688

Place: Mumbai

Date: June 29, 2020

Annexure – A to the Independent Auditor’s Report

(Referred to in paragraph 1 under ‘Report on Other Legal and Regulatory Requirements’ section of our report of even date)

- (i) (a) The Company is maintaining proper records showing full particulars, including quantitative details and situation, of property, plant and equipment.
 - (b) As per the information and explanations provided to us, the management has carried out the physical verification of property, plant and equipment during the year, in accordance with a program of verification, which in our opinion provides physical verification of all assets at reasonable intervals. No material discrepancies have been noticed on such verification;
 - (c) According to the information and explanations given to us and on the basis of our examination of the records of the Company, it has proper title of the immovable property in the name of the Company.
- (ii) As informed to us, the inventory has been physically verified by the Management at reasonable intervals during the year and no material discrepancies have been noticed on such verification;
- (iii) In our opinion and according to the information and explanations given to us and on the basis of documents verified by us, the Company has not granted any loans, secured or unsecured, during the year, to any party covered in the register maintained under Section 189 of the Act. Accordingly, clause 3(iii) of the Order is not applicable to the Company;
- (iv) In our opinion and according to the information and explanations given to us, the Company has complied with the provisions of section 185 and 186 of the Act, in respect of loans, investments, guarantees and securities, as applicable;
- (v) According to the information and explanations provided to us, the Company has not accepted any deposits to which directives of the Reserve Bank of India and provisions of sections 73 to 76 or any other relevant provisions of the Act and the rules framed there under apply. Accordingly, the provisions of clause 3 (v) of the Order are not applicable to the Company.
- (vi) According to the information and explanations provided to us, the Company is not required to maintain cost records pursuant to the Companies (Cost Records and Audit) Rules, 2014, as amended and prescribed by the Central Government under sub-section (1) of section 148 of the Act;

(vii) (a) According to the information and explanation provided to us and the records of the Company examined by us, in our opinion, the Company has generally been regular in depositing undisputed statutory dues including provident fund, duty of customs, goods and service tax and other material statutory dues as applicable with appropriate authorities. However, delays in deposits of tax deducted at source and profession tax and provident fund were observed ranging from 1067 days and 1 to 54 days and 16 to 47 days respectively. The extent of arrears of tax deducted at source outstanding as at 31 March, 2020 for a period of more than six months from the date the same became payable is Rs. 0.03 crore respectively.

(b) According to the information and explanations provided to us and the records of the company examined by us, the particulars of dues of Income Tax, Goods and Service tax, Duty of Customs and Duty of Excise or cess as at 31 March, 2020 which have not been deposited on account of a dispute, are as follows:

(Rs. In crore)

| Name of the Statute | Nature of Dues | Amount | Period to which the amount relates | Forum where the matter is pending |
|--|----------------|--------|------------------------------------|-----------------------------------|
| Income Tax Act, 1961 | Income Tax | 7.29 | A.Y. 1993-94 | The High Court of Bombay |
| Income Tax Act, 1961 | Income Tax | 18.13* | A.Y. 2012-13 | CIT-Appeals |
| Income Tax Act, 1961 | Income Tax | 37.55* | A.Y. 2014-15 | CIT-Appeals |
| Income Tax Act, 1961 | Income Tax | 39.13 | A.Y. 2015-16 | CIT-Appeals |
| Income Tax Act, 1961 | Income Tax | 43.57* | A.Y. 2016-17 | CIT-Appeals |
| Foreign Trade (Development and Regulation Act, 1992) | Custom Duty | 27.40 | A.Y. 2006-07 | The High Court of Bombay |

* The income tax department has adjusted refund of Rs 26.69 Cr against the demand of the respective assessment years.

(viii) According to the records of the Company examined by us and the information and explanations given to us, except for the loans, borrowings and dues mentioned in the below table, the Company has not defaulted in repayment of loans and borrowings to Financial Institution, banks, government

or dues to Debenture holders as at the balance sheet date:

(Amount in Rs. Cr)

| Lender Name | Amount of default of principal as at the balance sheet date | Amount of default of accrued interest as at the balance sheet date | Period of Default |
|--|---|--|-------------------|
| Debenture Holders | | | |
| Life Insurance Corporation | 700.00 | 650.50 | 767 days |
| CSEB (Chattisgarh State Electricity Board) Gratuity and Pension fund Trust | 0.40 | 0.46 | 79 days |
| Rajasthan Rajya Vidyut Prasaran Nigam Limited | - | 2.19 | 1154 days |
| Banks | | | |
| Syndicate Bank | 58.24 | 19.40 | 1615 days |
| State Bank of India (Invoked SBLC) | 294.85 | 12.29 | 96 days |
| EXIM Bank (Invoked SBLC) | 58.86 | 5.47 | 268 days |
| Yes Bank (Invoked SBLC) | 297.91 | 34.04 | 259 days |
| Financial Institutions | | | |
| IGOF | 25.00 | 10.41 | 1796 days |
| ILFS | 25.28 | 2.54 | 1 to 183 days |
| Total | 1,460.54 | 737.30 | |

- (ix) According to the records of the Company examined by us and the information and explanation provided to us, the Company did not raise any money by way of initial public offer or further public offer (including debt instruments);
- (x) According to the information and explanations provided to us, no fraud by the Company or on the Company by its officers or employees has been noticed or reported during the course of our audit;
- (xi) According to the information and explanations provided to us and based on our examination of the records of the Company, during the year, the Company has paid/provided managerial remuneration in accordance with requisite approvals mandated by the provisions of Section 197 read with Schedule V of the Act;
- (xii) In our opinion and according to the information and explanations provided to us, the Company is not a Nidhi company and accordingly, the provisions of clause 3 (xii) of the Order are not applicable to the company;

- (xiii) According to the records of the Company examined by us and the information and explanation provided to us, all transactions with the related parties are in compliance with sections 177 and 188 of the Act, where applicable and the details thereof have been disclosed in the Standalone financial Statements under Note No. 27 to the standalone financial statements as required by the applicable Indian accounting standards;
- (xiv) The Company has not made any preferential allotment or private placement of shares or fully or partly convertible debentures during the year under review under section 42 of the Act. Accordingly, the provisions of clause 3(xiv) are not applicable to the Company;
- (xv) According to the information and explanations provided to us and based on our examination of the records of the Company, the Company has not entered into non-cash transactions with directors or persons connected with them. Accordingly, clause 3(xv) of the Order is not applicable to the Company;
- (xvi) According to information and explanation given to us, the Company is not required to be registered under section 451A of the Reserve Bank of India Act, 1934. Accordingly, clause 3(xvi) of the Order is not applicable to the Company.

For C N K & Associates LLP

Chartered Accountants

Firm Registration No.: 101961 W/W - 100036

Sd/-

Himanshu Kishnadwala

Partner

Membership No. 37391

UDIN: 20037391AAAADA4688

Place: Mumbai

Date: June 29, 2020

Annexure - B to the Independent Auditors' Report of even date on the standalone financial statements of Essar Shipping Limited

Report on the Internal Financial Controls under Clause (i) of Sub-section 3 of Section 143 of the Companies Act, 2013 ("the Act")

Opinion

We have audited the internal financial controls with reference to financial statements of **Essar Shipping Limited** ("the Company") as of 31 March, 2020 in conjunction with our audit of the standalone financial statements of the Company for the year ended on that date.

In our opinion, the Company has, in all material respects, an adequate internal financial controls with reference to financial statements and such internal financial controls with reference to financial statements were operating effectively as at 31 March, 2020, based on the internal control with reference to financial statements criteria established by the Company considering the essential components of internal control stated in the Guidance Note on Audit of Internal Financial Controls Over Financial Reporting issued by the Institute of Chartered Accountants of India ("Guidance Note").

Management's Responsibility for Internal Financial Controls

The Company's management and the Board of Directors are responsible for establishing and maintaining internal financial controls based on the internal control with reference to financial statements criteria established by the Company considering the essential components of internal control stated in the Guidance Note. These responsibilities include the design, implementation and maintenance of adequate internal financial controls that were operating effectively for ensuring the orderly and efficient conduct of its business, including adherence to company's policies, the safeguarding of its assets, the prevention and detection of frauds and errors, the accuracy and completeness of the accounting records, and the timely preparation of reliable financial information, as required under the Companies Act, 2013 (hereinafter referred to as "the Act").

Auditors' Responsibility

Our responsibility is to express an opinion on the Company's internal financial controls with reference to financial statements based on our audit. We conducted our audit in accordance with the Guidance Note and the Standards on Auditing, issued by ICAI and deemed to be prescribed under section 143(10) of the Act, to the extent applicable to an audit of internal financial controls with reference to financial statements. Those Standards and the Guidance Note require that we comply with ethical requirements and plan and perform the audit to obtain reasonable assurance about whether adequate internal financial

controls with reference to financial statements was established and maintained and if such controls operated effectively in all material respects.

Our audit involves performing procedures to obtain audit evidence about the adequacy of the internal financial controls with reference to financial statements and their operating effectiveness. Our audit of internal financial controls with reference to financial statements included obtaining an understanding of internal financial controls with reference to financial statements, assessing the risk that a material weakness exists, and testing and evaluating the design and operating effectiveness of internal control with respect to financial statements based on the assessed risk. The procedures selected depend on the auditor's judgment, including the assessment of the risks of material misstatement of the standalone financial statements, whether due to fraud or error.

We believe that the audit evidence we have obtained is sufficient and appropriate to provide a basis for our audit opinion on the Company's internal financial controls with reference to financial statements.

Meaning of Internal Financial Controls with reference to financial statements

A company's internal financial control with reference to financial statements is a process designed to provide reasonable assurance regarding the reliability of financial reporting and the preparation of standalone financial statements for external purposes in accordance with generally accepted accounting principles. A company's internal financial control with reference to financial statements includes those policies and procedures that (1) pertain to the maintenance of records that, in reasonable detail, accurately and fairly reflect the transactions and dispositions of the assets of the company; (2) provide reasonable

assurance that transactions are recorded as necessary to permit preparation of standalone financial statements in accordance with generally accepted accounting principles, and that receipts and expenditures of the company are being made only in accordance with authorizations of management and directors of the company; and (3) provide reasonable assurance regarding prevention or timely detection of unauthorized acquisition, use, or disposition of the company's assets that could have a material effect on the financial statements.

Inherent Limitations of Internal Financial Controls with reference to financial statements

Because of the inherent limitations of internal financial controls with reference to financial statements, including the possibility of collusion or improper management override of controls, material misstatements due to error or fraud may occur and not be detected. Also, projections of any evaluation of the internal financial controls with reference to financial statements to future periods are subject to the risk that the internal financial control with reference to financial statements may become inadequate because of changes in conditions, or that the degree of compliance with the policies or procedures may deteriorate.

For C N K & Associates LLP

Chartered Accountants

Firm Registration No.: 101961 W/W - 100036

Sd/-

Himanshu Kishnadwala

Partner

Membership No. 37391

UDIN: 20037391AAAADA4688

Place: Mumbai

Date: June 29, 2020

Balance Sheet as at 31 March, 2020

(₹ in crore)

| Particulars | Note no. | As at 31 March, 2020 | As at 31 March, 2019 |
|--|----------|-------------------------|-------------------------|
| ASSETS | | | |
| 1 Non-current assets | | | |
| (a) Property, plant and equipment | 2 | 742.27 | 842.38 |
| (b) Investments | 3 | 252.66 | 3,017.37 |
| (c) Financial assets | | | |
| - Other financial assets | 4 (D) | - | 19.50 |
| (d) Other non-current assets | 5 | 15.78 | 7.45 |
| Total non-current assets | | 1,010.71 | 3,886.70 |
| 2 Current assets | | | |
| (a) Inventories | 6 | 10.00 | 11.58 |
| (b) Investments in Mutual Fund | 3 | - | 0.01 |
| (c) Financial assets | | | |
| i. Trade and other receivables | 4 (A) | 31.82 | 39.92 |
| ii. Cash and bank balances | 4 (B) | 6.38 | 7.25 |
| iii. Loans | 4 (C) | 0.41 | 19.57 |
| iv. Other financial assets | 4 (D) | 444.22 | 446.30 |
| (d) Other current assets | 7 | 83.87 | 85.27 |
| Total current assets | | 576.70 | 609.90 |
| TOTAL ASSETS | | 1,587.41 | 4,496.60 |
| EQUITY AND LIABILITIES | | | |
| 1 Equity | | | |
| Equity share capital | 8 (A) | 206.98 | 206.98 |
| Other Equity | | | |
| Reserves and surplus | 8 (C) | (2,955.90) | (8.26) |
| Total equity | | (2,748.92) | 198.72 |
| Liabilities | | | |
| 2 Non-current liabilities | | | |
| Financial liabilities | | | |
| Borrowings | 9 (A) | 1,978.36 | 2,261.63 |
| Total non-current liabilities | | 1,978.36 | 2,261.63 |
| 3 Current liabilities | | | |
| Financial liabilities | | | |
| i. Trade payables | | | |
| - Total outstanding dues to micro and small enterprises | 9 (B) | 0.03 | - |
| - Total outstanding dues to creditors other than micro and small enterprises | 9 (B) | 116.66 | 133.46 |
| ii. Other financial liabilities | 9 (C) | 2,226.67 | 1,537.73 |
| Employee benefit obligations | 10 | 2.39 | 5.19 |
| Other current liabilities | 11 | 12.22 | 359.87 |
| Total current liabilities | | 2,357.97 | 2,036.25 |
| Total liabilities | | 4,336.33 | 4,297.88 |
| TOTAL EQUITY AND LIABILITIES | | 1,587.41 | 4,496.60 |

See accompanying notes forming part of the standalone financial statements

As per our attached report of even date

For C N K & Associates LLP
Chartered Accountants
Firm Registration No. : 101961 W/W-100036

Sd/-
Himanshu Kishnadwala
Partner
Membership No. 37391

Mumbai
29 June, 2020

For and on behalf of the Board

Sd/-
Capt. Rahul Bhargava
Director
(DIN: 07618915)

Sd/-
Ketan Shah
Chief Financial Officer

Mumbai
29 June, 2020

Sd/-
N. Srinivasan
Director
(DIN: 0004195)

Sd/-
Jyotsna Gupta
Company Secretary
Membership No. ACS 23899

Standalone Statement of Profit and Loss for the period ended 31 March, 2020

(₹ in crore)

| Particulars | Note no. | Year ended 31 March, 2020 | Year ended 31 March, 2019 |
|--|----------|------------------------------|------------------------------|
| Income: | | | |
| Revenue from operations | 12 | 538.47 | 491.92 |
| Other income | 13 | 12.53 | 43.12 |
| Total | | 551.00 | 535.04 |
| Expenses: | | | |
| Operating expenses | 14 | 300.23 | 294.11 |
| Employee benefits expense | 15 | 55.40 | 65.43 |
| Finance costs | 16 | 209.87 | 206.17 |
| Depreciation | 2 | 110.35 | 103.33 |
| Other expenses | 17 | 48.06 | 58.04 |
| Total expenses | | 723.91 | 727.08 |
| Loss before exceptional items and tax | | (172.91) | (192.04) |
| Exceptional items | 18 | | |
| Expenses | | (2,779.42) | (1,400.00) |
| Loss after exceptional items and before tax | | (2,952.33) | (1,592.04) |
| Current tax | 19 | (1.11) | (1.45) |
| Profit/(loss) for the year after exceptional items | | (2,953.44) | (1,593.49) |
| Items that will not be reclassified subsequently to profit and loss account | | | |
| Actuarial gain / (loss) | | 2.91 | 1.42 |
| Total other comprehensive gain / (loss) for the year | | 2.91 | 1.42 |
| Total comprehensive profit / (loss) for the year | | (2,950.53) | (1,592.07) |
| Earnings per share before exceptional items (EPS) | | (8.41) | (9.35) |
| (b) Diluted (in | | (8.41) | (9.35) |
| Earnings per share after exceptional items (EPS) | | (142.69) | (76.99) |
| (b) Diluted (in | | (142.69) | (76.99) |

See accompanying notes forming part of the standalone financial statements

As per our attached report of even date

For C N K & Associates LLP
Chartered Accountants
Firm Registration No. : 101961 W/W-100036

Sd/-
Himanshu Kishnadwala
Partner
Membership No. 37391

Mumbai
29 June, 2020

Sd/-
Capt. Rahul Bhargava
Director
(DIN: 07618915)

Sd/-
Ketan Shah
Chief Financial Officer

Mumbai
29 June, 2020

For and on behalf of the Board

Sd/-
N. Srinivasan
Director
(DIN: 0004195)

Sd/-
Jyotsna Gupta
Company Secretary
Membership No. ACS 23899

Standalone Statement of Cash Flows for the year ended 31 March, 2020

(₹ in crore)

| Particulars | Year ended 31 March, 2020 | Year ended 31 March, 2019 |
|---|------------------------------|------------------------------|
| A CASH FLOW FROM OPERATING ACTIVITIES | | |
| Profit / (Loss) before tax | (2,952.33) | (1,592.04) |
| Adjustments for : | | |
| Exceptional Items | | |
| - Provision for impairment as per Ind AS 36 in the fair value of the subsidiaries based on management assessment & valuation report | 2,728.94 | 1,400.00 |
| - Provision for impairment as per Ind AS 36 in the fair value of the associate based on management assessment & valuation report | 35.77 | - |
| - Provision for impairment of loans & advances receivable from subsidiary | 14.71 | - |
| Depreciation | 110.35 | 103.33 |
| Finance costs | 209.87 | 206.17 |
| Interest income | (1.20) | (4.82) |
| Profit/ (loss) on assets sold / disposed off | - | (3.44) |
| Unrealised foreign exchange gain | 11.36 | 34.51 |
| Operating profit before working capital changes | 157.47 | 143.71 |
| Changes in working capital: | | |
| (Increase) / Decrease in inventories | 1.58 | 2.35 |
| (Increase) / Decrease in trade receivables, loans and advances and other assets | 20.18 | 5.13 |
| Increase / (Decrease) in trade payables, other liabilities and short term provisions | (14.11) | (10.86) |
| Cash generated from operations | 165.12 | 140.33 |
| Income taxes refunded / (paid), net | (10.43) | (10.29) |
| Net cash generated from operating activities | 154.69 | 130.04 |
| B CASH FLOW FROM INVESTING ACTIVITIES | | |
| Expenditure on property, plant and equipment | (5.19) | (31.55) |
| Proceeds from sale of property, plant and equipment | - | 68.15 |
| Investment in Mutual fund | 0.01 | (0.01) |
| Changes in Bank deposits | 22.58 | - |
| Fixed deposits placed / Matured for a period of more than three months | - | (1.55) |
| Interest received | 1.20 | 4.82 |
| Net cash (used in) / generated from investing activities | 18.60 | 39.86 |
| C. CASH FLOW FROM FINANCING ACTIVITIES | | |
| Proceeds from short-term loans | 4.50 | - |
| Repayment of intercorporate deposits | (23.57) | (13.89) |
| Repayment of long-term loans | (93.81) | (61.10) |
| Repayment of short-term loans | (4.50) | - |
| Repayment of finance lease obligations | - | (4.16) |
| Finance costs paid | (53.71) | (95.99) |
| Net cash used in financing activities | (171.09) | (175.14) |

| | | |
|---|-------------|---------------|
| INCREASE / (DECREASE) IN CASH AND CASH EQUIVALENTS | 2.21 | (5.24) |
| Unrealised foreign currency loss on cash and cash equivalents | - | - |
| Cash and cash equivalents at the beginning of the year | 4.15 | 9.39 |
| Cash and cash equivalents at the end of the year | 6.36 | 4.15 |

Note:

Reconciliation between cash and cash equivalents and cash and bank balances.

| Particulars | As at 31 March, 2020 | As at 31 March, 2019 |
|--|---------------------------------|---------------------------------|
| Cash and cash equivalents as per cash flow statement | 6.36 | 4.15 |
| Add: Margin money deposits not considered as cash and cash equivalents as per Ind AS-7 | 0.02 | 22.60 |
| Cash and bank balances (Restricted and Unrestricted) | 6.38 | 26.75 |

Notes to the statement of cash flows and disclosure of non cash transactions:

- 1) The statement of cashflow is prepared in accordance with the format prescribed as per Ind-AS 7.
- 2) In Part-A of Cash Flow Statement, figures in brackets indicate deductions made from the Net Profit for deriving the net cash flow from operating activities. In Part-B and Part-C, figures in bracket indicate cash outflows.

See accompanying notes forming part of the standalone financial statements

As per our attached report of even date

For C N K & Associates LLP
Chartered Accountants
Firm Registration No. : 101961 W/W-100036

Sd/-
Himanshu Kishnadwala
Partner
Membership No. 37391

Mumbai
29 June, 2020

Sd/-
Capt. Rahul Bhargava
Director
(DIN: 07618915)

Sd/-
Ketan Shah
Chief Financial Officer

Mumbai
29 June, 2020

For and on behalf of the Board

Sd/-
N. Srinivasan
Director
(DIN: 0004195)

Sd/-
Jyotsna Gupta
Company Secretary
Membership No. ACS 23899

Standalone Statement of Changes in Equity for the period ended 31 March, 2020

| A. Equity Share Capital Particulars | Equity Share Capital (₹ in crore) |
|-------------------------------------|--------------------------------------|
| Balance as on 1 April, 2018 | 206.98 |
| Additions during the year | - |
| Balance as on 31 March, 2019 | 206.98 |
| Additions during the year | - |
| Balance as on 31 March, 2020 | 206.98 |

| B. Other Equity Particulars | Reserves and Surplus | | | | | | Total | | |
|-----------------------------------|----------------------|-------------------|-------------------------|-----------------------------------|--------------------------------|---------------------|----------|-----------------|----------------------------|
| | Securities Premium | Retained Earnings | Debt Redemption Reserve | Share options outstanding reserve | Tonnage tax (utilised) reserve | Tonnage tax reserve | | General reserve | Other comprehensive income |
| Balance as on 01 April, 2018 | 3.36 | (3,422.62) | 101.17 | 0.61 | 33.00 | 12.00 | 4,855.22 | 1.07 | 1,583.81 |
| Additions during the year | - | - | - | - | - | - | - | - | - |
| Amortisation during the year | - | - | - | - | - | - | - | - | - |
| Unwinding of discounted liability | - | - | - | - | - | - | - | - | - |
| Profit for the year | - | (1,593.49) | - | - | - | 56.00 | (56.00) | 1.42 | (1,592.07) |
| Balance as on 31 March, 2019 | 3.36 | (5,016.13) | 101.17 | 0.61 | 33.00 | 68.00 | 4,799.22 | 2.49 | (8.26) |
| Additions during the year | - | - | - | - | - | - | - | - | - |
| Amortisation during the year | - | - | - | - | - | - | - | - | - |
| Unwinding of discounted liability | - | - | - | - | - | - | - | - | - |
| Profit for the year | - | (2,950.53) | - | - | - | - | - | 2.91 | (2,947.62) |
| Balance as on 31 March, 2020 | 3.36 | (7,966.66) | 101.17 | 0.61 | 33.00 | 68.00 | 4,799.22 | 5.41 | (2,955.90) |

See accompanying notes forming part of the standalone financial statements

See accompanying notes forming part of the standalone financial statements

As per our attached report of even date

Sd/-
Himanshu Kishnadwala
Partner
Membership No. 37391

Mumbai
29 June, 2020

For and on behalf of the Board

Sd/-
Capt. Rahul Bhargava
Director
(DIN: 07618915)

Sd/-
N. Srinivasan
Director
(DIN: 0004195)

Sd/-
Ketan Shah
Chief Financial Officer

Sd/-
Jyotsna Gupta
Company Secretary
Membership No. ACS 23899

Mumbai
29 June, 2020

Notes forming part of the Standalone Financial Statements

Corporate information

Essar Shipping Limited (“the Company”) was incorporated in September 2010 and is listed on the Bombay Stock Exchange and National Stock Exchange in India. The Company is mainly engaged in fleet operating and chartering activities and operates international and coastal voyages. The Company has also directly and/or through its subsidiaries and associates invested in diverse business verticals viz. Fleet operating and chartering (tankers and dry bulkers), Oilfields services (land rigs and semi- submersible rig) and logistics services (trucks, trailers and tippers). The place of business of the Company is in Mumbai, India.

1. Significant accounting policies

a) Basis of preparation

The financial statements of the Company have been prepared in accordance with Indian Accounting Standards (hereinafter referred to as Ind-AS) notified under section 133 of Companies Act, 2013 read with Companies (Indian Accounting Standards) Rules, 2015 and other relevant provisions of the Act.

The company’s presentation and functional currency is Indian Rupees. All amounts in these financial statements, except per share amounts and unless as stated otherwise, have been rounded off to two decimal places and have been presented in crore.

All accounting policies used in the preparation of these financial statements are consistent with those used in the previous year.

Authorisation of Financial Statements: The Financial Statements were authorized for issue in accordance with a resolution of the Board of Directors in its meeting held on 29 June, 2020.

Historical cost convention

The financial statements have been prepared on a historical cost basis, except for the following assets and liabilities which have been measured at fair value amount:

- Certain financial assets and liabilities (including derivative instruments) and
- Defined Benefit Plans - Plan assets.

Going concern basis of accounting

These accounts have been prepared on a going concern basis.

In assessing the Company’s going concern status, the Management has taken account of:

- the financial position of the Company;
- anticipated future business performance;
- Expected settlement with lenders & asset monetization plans
- its bank and other facilities, including facilities in default, or due to expire within the next 12 months;
- its capital investment plans;
- the likelihood of any material adverse legal judgments.

Refer Note 28 for further details.

b) Use of estimates

The estimates and judgments used in the preparation of the financial statements are continuously evaluated by the Company and are based on historical experience and various other assumptions and factors (including expectations of future events) that the Company believes to be reasonable under the existing circumstances. Differences between actual results and estimates are recognised in the period in which the results are known/materialised. The management believes that the estimates used in the preparation of financial statements are prudent and reasonable.

The said estimates are based on the facts and events, that existed as at the reporting date, or that occurred after that date but provide additional evidence about conditions existing as at the reporting date.

Critical estimates and judgments

This note provides an overview of the areas that involved a higher degree of judgment or complexity, and items which are more likely to be materially adjusted due to estimates and assumptions turning out to be different than those originally assessed. Detailed information about each of these estimates and judgments is included in relevant notes together with information about the basis of calculation for each affected line item in the financial statements.

The areas involving critical estimates or judgment are:

Estimation of Defined benefit obligation - refer note 10

Estimation of current tax expenses and Payable - refer note 19

Useful lives of property, plant and equipment- refer note 2

Impairment of investments in subsidiaries & associate – refer note 3 and 18

Going Concern- refer note 28

Contingent Liabilities – refer note 22

Fair Value measurement of financial instrument – refer note 20

c) Current versus non-current classification

The company presents assets and liabilities in the standalone balance sheet based on current/ non-current classification.

All the assets and liabilities have been classified as current/non-current as per the Company's normal operating cycle and other criteria set out in Division II to Schedule III of the Companies Act, 2013.

The operating cycle is the time between the acquisition of assets for processing and their realisation in cash or cash equivalents. Based on the nature of activities of the Company and the normal time between acquisition of assets and their realisation in cash or cash equivalents, the Company has determined its operating cycle as 12 months for the purpose of classification of its assets and liabilities as current and non-current.

d) Property, plant and equipment

Freehold land is carried at historical cost. All other items of property, plant and equipment (PPE) are stated at cost less accumulated depreciation and impairment losses, if any. Historical cost includes expenditure that is directly attributable to the acquisition of the item.

The cost of an item of PPE comprises its purchase price net of any trade discounts and rebates, any import duties and other taxes (other than those subsequently recoverable from the tax authorities), any directly attributable expenditure including brokerage and start-up costs on making the asset ready for its intended use, other incidental expenses and interest on borrowings attributable to acquisition of qualifying assets up to the date the asset is ready for its intended use.

Subsequent expenditure is capitalized only if it is probable that the future economic benefits associated with the expenditure will flow to the Company.

When significant parts of PPE are required to be replaced at intervals, company depreciates them separately based on their specific useful lives.

An item of property, plant and equipment and any significant part initially recognised is derecognised upon disposal or when no future economic benefits are expected from its use or disposal. Any gain or loss arising on de-recognition of the asset (calculated as the difference between the net disposal proceeds and the carrying amount of the asset) is included in the income statement when the asset is derecognised.

The residual values, useful lives and methods of depreciation of property, plant and equipment are reviewed at each financial year end and changes if any are accounted in line with revisions to accounting estimates.

Capital Work in Progress:

Capital work in progress is stated at cost, net of impairment losses, if any.

Depreciation:

Depreciation on PPE is provided as per straight line method as per the useful life prescribed in Schedule II of the Companies

Assets costing less than Rs. 5,000/- are fully depreciated in the year of capitalization. Depreciation on additions/deductions to PPE made during the year is provided on a pro-rata basis from / up to the date of such additions /deductions, as the case may be.

The property plant and equipment acquired under finance lease is depreciated over the asset's useful life or over the shorter of the asset's useful life and the lease term if there is no reasonable certainty that the Company will obtain ownership at the end of the lease term.

e) Borrowing costs

General and specific borrowing costs that are directly attributable to the acquisition, construction or production of a qualifying asset are capitalised during the period of time that is required to complete and prepare the asset for its intended use or sale. Borrowing costs directly attributable to the acquisition, construction or production of an asset that necessarily takes a substantial period of time to get ready for its intended use or sale are capitalised as part of the cost of the asset. All other borrowing costs are expensed in the period in which they occur. Borrowing costs consist of interest and other costs that an entity incurs in connection with the borrowing of funds. Borrowing cost also includes exchange differences to the extent regarded as an adjustment to the borrowing costs.

f) Leases

A contract is, or contains, a lease if the contract conveys the right to control the use of an identified asset for a period of time in exchange for consideration.

As a lessee

(A) Lease Liability

At the commencement date, the Company measures the lease liability at the present value of the lease payments that are not paid at that date. The lease payments shall be discounted using incremental borrowing rate.

(B) Right-of-use assets

Initially recognised at cost, which comprises the initial amount of the lease liability adjusted for any lease payments made at or prior to the commencement date of the lease plus any initial direct costs less any lease incentives.

Subsequent measurement

(A) Lease Liability

Company measure the lease liability by (a) increasing the carrying amount to reflect interest on the lease liability; (b) reducing the carrying amount to reflect the lease payments made; and (c) remeasuring the carrying amount to reflect any reassessment or lease modifications.

(B) Right-of-use assets

Subsequently measured at cost less accumulated depreciation and impairment losses. Right-of-use assets are depreciated from the commencement date on a straight line basis over the shorter of the lease term and useful life of the under lying asset.

Short term lease:

Short term lease is that, at the commencement date, has a lease term of 12 months or less. A lease that contains a purchase option is not a short-term lease. If the company elected to apply short term lease, the lessee shall recognise the lease payments associated with those leases as an expense on either a straight-line basis over the lease term or another systematic basis. The lessee shall apply another systematic basis if that basis is more representative of the pattern of the lessee's benefit.

As a lessor

Leases for which the company is a lessor is classified as a finance or operating lease. Whenever the terms of the lease transfer substantially all the risks and rewards of ownership to the lessee, the contract is classified as a finance lease. All other leases are classified as operating leases.

Lease income is recognised in the statement of profit and loss on straight line basis over the lease term.

Transition to Ind AS 116

Ministry of Corporate Affairs (“MCA”) through Companies (Indian Accounting Standards) Amendment Rules, 2019 and Companies (Indian Accounting Standards) Second Amendment Rules, has notified Ind AS 116 Leases which replaces the existing lease standard, Ind AS 17 leases, and other interpretations. Ind AS 116 sets out the principles for the recognition, measurement, presentation and disclosure of leases for both lessees and lessors. It introduces a single, on-balance sheet lease accounting model for lessees.

The Company has adopted Ind AS 116, effective annual reporting period beginning 1st April, 2019 and applied the standard prospectively to its leases.

g) Impairment of non-financial assets

Non-financial assets other than inventories are reviewed at each standalone balance sheet date to determine whether there is any indication of impairment. If any such indication exists, or when annual impairment testing is required for an asset or group of Assets, called Cash Generating Units (CGU), the recoverable amount of an asset or CGU is estimated to determine the extent of impairment, if any. When it is not possible to estimate the recoverable amount of an individual asset, the Company estimates the recoverable amount of the CGU to which the asset belongs.

An impairment loss is recognised in the Statement of Profit and Loss to the extent, asset’s carrying amount exceeds its recoverable amount. In case of non-financial assets company estimates asset’s recoverable amount, which is higher of an asset’s or Cash Generating Units (CGU’s) fair value less costs of disposal and its value in use. Recoverable amount is determined for an individual asset, unless the asset does not generate cash flows that are largely independent of those from other assets or group of assets. Value in use is based on the estimated future cash flows, discounted to their present value using pre-tax discount rate that reflects current market assessments of the time value of money and risk specific to the assets.

The impairment loss recognised in prior accounting period is reversed if there has been a change in the estimate of recoverable amount.

h) Valuation of Inventory

Cost of Inventories includes all charges in bringing the inventories to their present location and condition, including octroi and other levies, transit insurance and receiving charges and excluding rebated and discounts, if any. Inventories are valued at the lower of cost determined on first-in-first-out basis and the net realisable value after providing for obsolescence and other losses, where considered necessary. Net realisable value is the estimated selling price in the ordinary course of business.

i) Revenue recognition

Fleet operating & chartering earnings represent the value of charter hire earnings, demurrage, freight earnings and fleet management fees, and are accounted on accrual basis in accordance with Ind AS 115. Freight earnings are recognised on a pro-rata basis for voyages in progress at standalone balance sheet date after loading of the cargo is completed and Bill of Lading is obtained. Revenues and related expenses for voyages where cargo has not been loaded as on the standalone balance sheet date are deferred and recognised in the following year. Normal credit period generally does not exceed 20-30 days.

The Company recognises revenue from contract with customers based on a five-step model as set out in Ind AS 115:

Step 1. Identify Contracts with a customer: A contract is defined as an agreement between two or more parties that creates enforceable rights and obligations and sets out the criteria for every contract that must be met.

Step 2. Identify performance obligations in the contract: A performance obligation is a promise in a contract with a customer to transfer a good or service to the customer.

Step 3. Determine the transaction price: The transaction price is the amount of consideration to which the Company expects to be entitled in exchange for transferring promised goods or services to a customer, excluding amounts collected on behalf of third parties.

Step 4. Allocate the transaction price to the performance obligations in the contract: For a contract that has more than one performance obligation, the Company allocates the transaction price to each performance obligation in an amount

that depicts the amount of consideration the Company expects to be entitled in exchange for satisfying each performance obligation.

Step 5. Recognise revenue when (or as) the Company satisfies a performance obligation.

Revenue is measured at the fair value of the consideration received or receivable, taking into account contractually defined terms of payment and excluding taxes or duties collected on behalf of the government.

Supervision and Management Fees

Revenue from sale of services is recognized on accrual basis as and when the related services are rendered as per the terms of the contract with the customer.

Note for Guarantee Commission under revenue from operations:

Foreign Guarantee Obligation will be accounted as per Ind AS 104 with the liability to pay being recognized only when a claim arises against the Foreign Guarantee Obligation. However, the Company charges guarantee commission income from its subsidiaries as a percentage of the guarantee amount as on the beginning of the year only in the cases where the bank has charged us the same.

Interest income

Interest income is recognised on a time proportion basis taking into account the amount outstanding and the rate applicable.

For all debt instruments measured either at amortised cost or at fair value through other comprehensive income (FVTOCI), interest income is recorded using the effective interest rate (EIR).

Dividend income

Dividend income is accounted for when the right to receive the same is established, which is generally when shareholders approve the dividend.

Insurance Claims

Insurance claims are accounted for on the basis of claims admitted / expected to be admitted and to the extent that the amount recoverable can be measured reliably and it is reasonable to expect ultimate collection.

Other Income

Other income is accounted for on accrual basis except where the receipt of income is uncertain in which case it is accounted for on receipt basis.

j) Fleet operating expenses

All expenses relating to the operation of the fleet including crewing, insurance, stores, bunkers, charter hire and special survey costs, are expensed under fleet operating expenses on accrual basis. Dry-docking expenses are amortised over 30 months.

k) Employee benefits

i) Short term employee benefits

The undiscounted amount of short-term employee benefits expected to be paid in exchange for the services rendered by employees is recognised during the period when the employee renders the services. These benefits include compensated absences such as paid annual leave, and performance incentives.

ii) Long term employee benefits

Compensated absences which are not expected to occur within twelve months after the end of the period in which the employee renders the related services are recognised as a liability at the present value of the defined benefit obligation determined actuarially by using Projected Unit Credit Method at the standalone balance sheet date.

iii) Post employment benefit plan

The Company (employer) and the employees contribute a specified percentage of eligible employees' salary- currently 12%, to the employer established provident fund "Essar Shipping Limited Employees Provident Fund" set up as an

irrevocable trust by the Company. The Company is generally liable for annual contributions and any shortfall in the fund assets based on government specified minimum rates of return – currently @ 8.5%, and recognises such provident fund liability, considering fund as the defined benefit plan, based on an independent actuarial valuation carried out at every statutory year end using the Projected Unit Credit Method.

Provision for gratuity for floating staff is made as under:

- (i) For offshore officers on actuarial valuation.
- (ii) For offshore crew on accrual basis as per rules of the National Maritime Board and is charged to the Statement of Profit and Loss.

Contribution to defined contribution retirement benefit schemes are recognised as expense in the Statement of Profit and Loss, when employees have rendered services entitling them to contributions.

For defined benefit schemes, the cost of providing benefits is determined using the Projected Unit Credit Method, with actuarial valuations being carried out at each standalone balance sheet date. Actuarial gains and losses are recognised in full in Other Comprehensive Income, for the period in which they occur. Past service cost is recognised immediately to the extent that the benefits are already vested, and is otherwise amortised on a straight line basis over the average period until the benefits become vested.

The retirement benefit obligation recognised in the standalone balance sheet represents the present value of the defined benefit obligation and is adjusted both for unrecognised past service cost, and for the fair value of plan assets. Any asset resulting from this calculation is limited to the present value of available refunds and reductions in future contributions to the scheme, if lower.

iv) Employee Options

The fair value of the options granted under the value of the Company, Employee Option Plan is recognised as employee benefits expense with the corresponding increase in equity. The total amount to be expensed is determined by the reference to the fair value of the options granted:

- including any market conditions (e.g., the Company's share price)
- excluding the impact of any service and non-market performance vesting conditions (profitability, sales growth targets and remaining an employee of the Company over the specified period), and
- including the impact of any non-vesting conditions (e.g. the requirement for the employee to save or holding shares for the specific period of time)

The total expense is recognised over the vesting period, which is the period over which all the specified vesting conditions are to be satisfied. At the end of each period, the Company revises its estimate of the number of options that are expected to vest based on the non-market vesting and service conditions. It recognises the impact of the revision to original estimates, if any, in profit or loss, with the corresponding adjustments to equity.

1) Foreign currencies

(i) Functional and presentation currency

The Company's financial statements are presented in Indian Rupee (INR), which is also the Company's functional and presentation currency.

(ii) Transaction and balances

Transactions in foreign currencies are translated into functional currency using the exchange rate at the dates of the transactions. Foreign exchange gains and losses resulting from the settlement of such transactions and from the translation of monetary assets and liabilities denominated in foreign currencies at the yearend exchange rates are generally recognised in Statement of Profit and loss. They are deferred in Equity if they relate to qualifying cash flow hedges. A monetary item for which settlement is neither planned nor likely to occur in the foreseeable future is considered as a part of the Company's net investment in that foreign operations.

Foreign exchanges differences regarded as adjustments to borrowing costs are presented in the statement of Profit and loss, within finance cost. All other foreign exchange gains and losses as presented in the Statement of Profit and loss on a net basis within other gains / (losses).

Non-monetary items measured at fair value in a foreign currency are translated using the exchange rates at the date when the fair value is determined. The gain or loss arising on translation of non-monetary items measured at fair value is treated in line with the recognition of the gain or loss on the change in fair value of the item (i.e. translation differences on items whose fair value gain or loss is recognised in OCI or Statement of Profit and Loss are also recognised in OCI or Statement of Profit and Loss, respectively).

In case of an asset, expense or income where a non-monetary advance is paid/received, the date of transaction is the date on which the advance was initially recognised. If there were multiple payments or receipts in advance, multiple dates of transactions are determined for each payment or receipt of advance consideration.

Non-monetary items that are measured in terms of historical cost in a foreign currency, are translated using exchange rates on dates of initial recognition.

Exchange differences relating to Long term foreign currency monetary items are accounted in terms of para D13AA of Ind-AS 101 as under:

- (i) In so far as they relate to the acquisition of a depreciable capital asset, such differences are added to/deducted from the cost of such capital asset and depreciated over the balance useful life of the asset
- (ii) In other cases, such differences are accumulated in "Foreign currency Monetary Items Translation differences account and amortised in the statement of Profit and loss over the balance useful life of the long term foreign currency monetary item.

m) Investment in Subsidiaries and Associates

Investments in subsidiaries and associates are recorded at cost and reviewed for impairment at each reporting date.

n) Provisions and Contingencies

Provisions are recognized when there is a present obligation (legal or constructive) as a result of a past event, it is probable that an outflow of resources embodying economic benefits will be required to settle the obligation and a reliable estimate can be made of the amount of the obligation. Provisions are reviewed at each standalone balance sheet date and are adjusted to reflect the current best estimate.

If the effect of the time value of money is material, provisions are discounted using a current pre-tax rate that reflects, when appropriate, the risks specific to the liability. When discounting is used, the increase in the provision due to the passage of time is recognised as a finance cost.

Contingent liabilities are disclosed when there is a possible obligation arising from past events, the existence of which will be confirmed only by the occurrence or non-occurrence of one or more uncertain future events not wholly within the control of the Company or a present obligation that arises from past events where it is either not probable that an outflow of resources will be required to settle or a reliable estimate of the amount cannot be made. Information on contingent liability is disclosed in the Notes to the Standalone Financial Statements.

Contingent assets are not recognised but disclosed when the inflow of economic benefits is probable. However, when the realisation of income is virtually certain, then the related asset is no longer a contingent asset, but it is recognised as an asset.

o) Fair value measurement

Fair value is the price that would be received to sell an asset or paid to transfer a liability in an orderly transaction between market participants at the measurement date. The fair value measurement is based on the presumption that the transaction to sell the asset or transfer the liability takes place either:

- In the principal market for the asset or liability, or
- In the absence of a principal market, in the most advantageous market which can be accessed by the Company for the asset or liability.

The fair value of an asset or a liability is measured using the assumptions that market participants would use when pricing the asset or liability, assuming that market participants act in their economic best interest.

The Company uses valuation techniques that are appropriate in the circumstances and for which sufficient data are available to measure fair value, maximising the use of relevant observable inputs and minimising the use of unobservable inputs.

All assets and liabilities for which fair value is measured or disclosed in the financial statements are categorised within the fair value hierarchy, described as follows, based on the lowest level input that is significant to the fair value measurement as a whole:

- Level 1 Quoted (unadjusted) market prices in active markets for identical assets or liabilities
- Level 2 Valuation techniques for which the lowest level input that is significant to the fair value measurement is directly or indirectly observable
- Level 3 Valuation techniques for which the lowest level input that is significant to the fair value measurement is unobservable

For assets and liabilities that are recognised in the financial statements on a recurring basis, the Company determines whether transfers have occurred between levels in the hierarchy by re-assessing categorisation (based on the lowest level input that is significant to the fair value measurement as a whole) at the end of each reporting period.

p) Financial assets

Initial recognition and measurement

All financial assets are recognised initially at fair value plus, in the case of financial assets not recorded at fair value through profit or loss, transaction costs that are attributable to the acquisition of the financial asset. Purchases or sales of financial assets that require delivery of assets within a time frame established by regulation or convention in the market place (regular way trades) are recognised on the trade date, i.e., the date that the Company commits to purchase or sell the asset.

Subsequent measurement

Subsequent measurement is determined with reference to the classification of the respective financial assets. Based on the business model for managing the financial assets and the contractual cash flow characteristics of the financial asset, the Company classifies financial assets as subsequently measured at amortised cost, Fair Value Through Other Comprehensive Income (FVTOCI) or Fair Value Through Profit and Loss (FVTPL).

Financial Assets measured at amortised cost

Financial Assets such as trade and other receivables, security deposits and loans given are measured at the amortised cost if both the following conditions are met:

- The asset is held within a business model whose objective is to hold assets for collecting contractual cash flows, and
- Contractual terms of the asset give rise on specified dates to cash flows that are solely payments of principal and interest (SPPI) on the principal amount outstanding.

After initial measurement, such financial assets are subsequently measured at amortised cost using the effective interest rate (EIR) method. Amortised cost is calculated by taking into account any discount or premium on acquisition and fees or costs that are an integral part of the EIR. The EIR amortisation is included in finance income in the profit or loss. The losses arising from impairment are recognised in the Statement of profit and loss.

Financial Assets measured at FVTOCI

A Financial Asset is classified as at the FVTOCI if both of the following criteria are met:

- The objective of the business model is achieved both by collecting contractual cash flows and selling the financial assets, and
- The asset's contractual cash flows represent SPPI.

Financial Assets included within the FVTOCI category are measured initially as well as at each reporting date at fair value. Fair value movements are recognized in the Other Comprehensive Income (OCI).

Financial Assets measured at FVTPL

FVTPL is a residual category for Financial Assets excluding investments in subsidiary and associate companies. Any Financial Asset, which does not meet the criteria for categorization as at amortized cost or as FVTOCI, is classified as at FVTPL.

After initial measurement, any fair value changes including any interest income, foreign exchange gain and losses, impairment losses and other net gains and losses are recognised in the Statement of Profit and Loss.

Equity investments

All equity investments in scope of Ind-AS 109 are measured at fair value. Equity instruments which are held for trading are classified as at FVTPL. For all other equity instruments, the Company decides to classify the same either as at FVTOCI or FVTPL. The Company makes such election on an instrument-by-instrument basis. The classification is made on initial recognition and is irrevocable.

Equity instruments included within the FVTPL category are measured at fair value with all changes recognized in the Statement of Profit and loss.

Derecognition

A financial Asset is primarily derecognised when:

- The rights to receive cash flows from the asset have expired, or
- The Company has transferred its rights to receive cash flows from the asset or has assumed an obligation to pay the received cash flows in full without material delay to a third party under a 'pass-through' arrangement; and either
 - a) The Company has transferred substantially all the risks and rewards of the asset, or
 - b) The Company has neither transferred nor retained substantially all the risks and rewards of the asset, but has transferred control of the asset.

On de-recognition, any gains or losses on all Financial Assets (other than Financial Assets measured at FVTOCI) and equity investments (measured at FVTPL) are recognized in the Statement of Profit and Loss. Gains and losses in respect of Financial Assets measured at FVTOCI and that are accumulated in OCI are reclassified to Statement of Profit And Loss on de-recognition. Gains or losses on equity investments measured at FVTOCI that are recognized and accumulated in OCI are not reclassified to Statements of Profit and Loss on de-recognition.

Impairment of financial assets

In accordance with Ind AS 109, the Company applies expected credit loss (ECL) model for measurement and recognition of impairment loss on the following financial assets and credit risk exposure:

- a) Financial assets that are debt instruments, and are measured at amortised cost e.g., loans, debt securities, deposits, trade receivables and bank balance.
- b) Financial assets measured at FVTOCI.

In case of other assets (listed as a) above), the Company determines if there has been a significant increase in credit risk of the financial asset since initial recognition. If the credit risk of such assets has not increased significantly, an amount equal to 12-month ECL is measured and recognized as loss allowance. However, if credit risk has increased significantly, an amount equal to lifetime ECL is measured and recognized as loss allowance.

q) Financial liabilitiesInitial recognition and measurement

All financial liabilities are recognised initially at fair value and, in the case of loans and borrowings and payables, net of directly attributable transaction costs.

The Company's financial liabilities include trade and other payables, loans and borrowings including bank overdrafts, and derivative financial instruments.

Subsequent measurement

The measurement of financial liabilities depends on their classification, as described below:

Financial liabilities at fair value through profit or loss

Financial liabilities at FVTPL include financial liabilities designated upon initial recognition as at FVTPL.

For liabilities designated as FVTPL, fair value gains/ losses attributable to changes in own credit risk are recognized in OCI. These gains/ loss are not subsequently transferred to Statement of Profit and Loss. However, the company may transfer the cumulative gain or loss within equity. All other changes in fair value of such liability are recognised in the Statement of Profit and Loss.

Financial liabilities at amortized cost

Financial liabilities classified and measured at amortised cost such as loans and borrowings are initially recognized at fair value, net of transaction cost incurred. After initial recognition, financial liabilities are subsequently measured at amortised cost using the Effective interest rate (EIR) method. Gains and losses are recognised in Statement of Profit and Loss when the liabilities are derecognised as well as through the EIR amortisation process.

Amortised cost is calculated by taking into account any discount or premium on acquisition and fees or costs that are an integral part of the EIR. The EIR amortisation is included as finance costs in the Statement of Profit and Loss.

Derecognition

A financial liability is derecognised when the obligation under the liability is discharged or cancelled or expires. When an existing financial liability is replaced by another from the same lender on substantially different terms, or the terms of an existing liability are substantially modified, such an exchange or modification is treated as the de-recognition of the original liability and the recognition of a new liability. The difference in the respective carrying amounts is recognised in the Statement of Profit and Loss.

Derivative financial instruments

The Company uses derivative financial instruments to manage the commodity price risk and exposure on account of fluctuation in interest rate and foreign exchange rates. Such derivative financial instruments are initially recognized at fair value on the date on which a derivative contract is entered into and are subsequently measured at fair value with changes being recognized in Statement of Profit and Loss. Derivatives are carried as financial assets when the fair value is positive and as financial liabilities when the fair value is negative.

Any gains or losses arising from changes in the fair value of derivatives are taken through Statement of Profit and Loss.

Borrowings

Borrowings are initially recognised at fair value, net of transaction costs incurred. Borrowings are subsequently measured at amortised cost. Any differences between the proceeds (net of transaction costs) and the redemption amount is recognised in Statement of Profit and loss over the period of the borrowing using the effective interest method. Fees paid on the establishment of loan facilities are recognised as transaction costs of the loan to the extent that it is probable that some or all of the facilities will be drawn down. In this case, the fee is deferred until the drawdown occurs.

The borrowings are removed from the Standalone balance sheet when the obligation specified in the contract is discharged, cancelled or expired. The difference between the carrying amount of the financial liability that has been extinguished or transferred to another party and the consideration paid including any noncash asset transferred or liabilities assumed, is recognised in Statement of Profit and Loss as other gains/(losses).

Borrowings are classified as current liabilities unless the group has an unconditional right to defer settlement of the liability of at least 12 months after the reporting period. Where there is a breach of a material provision of a long term loan arrangement on or before the end of the reporting period with the effect that the liability becomes payable on demand on the reporting date, the Company does not classify the liability as current, if the lender agreed, after the reporting period and before the approval of the financial statement for issue, not to demand payment as a consequence of the breach.

Foreign currency convertible bonds (FCCBs)

FCCBs are separated into liability and equity components based on the terms of the contract. On issuance of the FCCBs, the fair value of the liability component is determined using a market rate for an equivalent non-convertible instrument. This amount is classified as a financial liability measured at amortised cost (net of transaction costs) until it is extinguished on conversion or redemption. The remainder of the proceeds is allocated to the conversion option that is recognised and included in equity since conversion option meets Ind AS 32 criteria for fixed to fixed classification. Transaction costs are apportioned between the liability and equity components of the FCCBs based on the allocation of proceeds to the liability and equity components when the instruments are initially recognised.

Offsetting of Financial Assets and Liabilities

In accordance with Ind AS 32, Financial Assets and Financial Liabilities are offset and the net amount is reported in the standalone balance sheet if there is a currently enforceable legal right to offset the recognised amounts and there is an intention to settle on a net basis, to realise the assets and settle the liabilities simultaneously. The legally enforceable right must not be contingent on future events and must be enforceable in the normal course of business and in the event of default, insolvency or bankruptcy of the company, or the counterparty.

r) Taxes on income

Current tax is the amount of tax payable as per special provisions relating to income of shipping companies under the Income Tax Act, 1961 on the basis of deemed tonnage income of the Company and tax payable on other taxable income for the year determined in accordance with the applicable tax rates and provisions of the Income Tax Act, 1961 and other applicable tax laws.

Minimum Alternate Tax (MAT) paid in accordance with the tax laws, which gives future economic benefits in the form of adjustment to future income tax liability, is considered as an asset if there is convincing evidence that the Company will pay normal income tax. Accordingly, MAT is recognised as an asset in the Standalone balance sheet when it is highly probable that future economic benefit associated with it will flow to the Company.

Deferred tax is recognised on differences between the carrying amounts of assets and liabilities in the Standalone Balance sheet and the corresponding tax bases used in the computation of taxable profit and are accounted for using the liability method. Deferred tax liabilities are generally recognised for all taxable temporary differences, and deferred tax assets are generally recognized for all deductible temporary differences, carry forward tax losses and allowances to the extent that it is probable that future taxable profits will be available against which those deductible temporary differences, carry forward tax losses and allowances can be utilised. Deferred tax assets and liabilities are measured at the applicable tax rates. Deferred tax assets and deferred tax liabilities are off set, and presented as net.

Current and deferred tax relating to items directly recognised in reserves are recognised in reserves and not in the Statement of Profit and Loss.

Further, the Company is paying taxes on the basis of deemed tonnage income therefore there is no impact on deferred tax.

s) Earnings per share

Basic earnings per share is computed by dividing the profit / (loss) after tax (including and excluding the post-tax effect of exceptional items, if any) by the weighted average number of equity shares outstanding during the year. Diluted earnings per share is computed by dividing the profit / (loss) after tax (including and excluding the post-tax effect of exceptional items, if any) as adjusted for dividend, interest and other charges to expense or income (net of any attributable taxes) relating to the dilutive potential equity shares, by the weighted average number of equity shares considered for deriving basic earnings per share and the weighted average number of equity shares which could have been issued on the conversion of all dilutive potential equity shares.

Potential equity shares are deemed to be dilutive only if their conversion to equity shares would decrease the net profit per share from continuing ordinary operations. Potential dilutive equity shares are deemed to be converted as at the beginning of the period, unless they have been issued at a later date. The dilutive potential equity shares are adjusted for the proceeds receivable had the shares been actually issued at fair value (i.e. average market value of the outstanding shares). Dilutive potential equity shares are determined independently for each period presented. The number of equity shares and potentially dilutive equity shares are adjusted for share splits / reverse share splits and bonus shares, as appropriate.

t) Cash and Cash equivalents

For the purpose of presentation in statement of cash flows, cash and cash equivalents includes cash on hand, deposit held at call with financial institution, other short term, highly liquid investments with original maturities of 3 months or less that are readily convertible to known amounts of cash and which are subject to an insignificant risk of changes in value, and bank overdrafts. Bank Overdrafts are shown within borrowings in current liabilities in Standalone balance sheet.

u) Cash flow statement

Cash flows are reported using the indirect method, whereby profit / (loss) before exceptional items and tax is adjusted for the effects of transactions of non-cash nature and any deferrals or accruals of past or future cash receipts or payments. The cash flows from operating, investing and financing activities of the Company are segregated based on the available information.

v) Segment reporting

Operating segments are defined as components of an enterprise for which available discrete financial information is evaluated based on a single operating segment “Shipping”, regularly by the chief operating decision maker, in deciding how to allocate resources and assessing performance.

Segment revenue, segment expenses, segment assets and segment liabilities have been identified to segments on the basis of their relationship to the operating activities of the segment revenue is accounted on the basis of transactions which are primarily determined based on market / fair value factors.

w) Exceptional items

When items of income or expense are of such nature, size or incidence that their disclosure is necessary to explain the performance of the Company for the year, the Company makes a disclosure of the nature and amount of such items separately under the head “Exceptional Items”.

Notes forming part of the standalone financial statements as at 31 March, 2020

2. Property, plant and equipment

| Particulars | Land (₹ in crore) | Buildings (₹ in crore) | Fleet (₹ in crore) | Fleet (taken on lease) (₹ in crore) | Furniture and fixtures (₹ in crore) | Vehicles (₹ in crore) | Office equipment (₹ in crore) | Total (₹ in crore) |
|---------------------------------|----------------------|---------------------------|-----------------------|---|--|--------------------------|----------------------------------|-----------------------|
| Gross Block | | | | | | | | |
| As at 01.04.2018 | 0.13 | 2.26 | 626.47 | 570.40 | 0.11 | 0.03 | 0.32 | 1,199.72 |
| Additions | - | - | 16.77 | 9.11 | - | 0.09 | 0.06 | 26.03 |
| Exchange differences | - | - | 5.51 | - | - | - | - | 5.51 |
| Disposals | - | - | - | - | - | - | - | - |
| As at 31.03.2019 | 0.13 | 2.26 | 648.75 | 579.51 | 0.11 | 0.12 | 0.38 | 1,231.26 |
| Additions | - | - | - | - | - | - | 0.05 | 0.05 |
| Dry-docking capitalised | - | - | 5.15 | - | - | - | - | 5.15 |
| Exchange differences | - | - | 5.04 | - | - | - | - | 5.04 |
| Disposals | - | - | - | - | - | - | - | - |
| As at 31.03.2020 | 0.13 | 2.26 | 658.94 | 579.51 | 0.11 | 0.12 | 0.43 | 1,241.50 |
| Accumulated Depreciation | | | | | | | | |
| As at 01.04.2018 | - | 1.42 | 222.15 | 61.66 | 0.10 | 0.03 | 0.19 | 285.55 |
| Additions | - | 0.47 | 61.40 | 41.35 | 0.01 | 0.01 | 0.08 | 103.32 |
| Disposals | - | - | - | - | - | - | - | - |
| As at 31.03.2019 | - | 1.89 | 283.55 | 103.02 | 0.11 | 0.04 | 0.27 | 388.88 |
| Additions | - | 0.05 | 66.09 | 44.12 | 0.00 | 0.01 | 0.08 | 110.35 |
| Disposals | - | - | - | - | - | - | - | - |
| As at 31.03.2020 | - | 1.94 | 349.64 | 147.14 | 0.11 | 0.05 | 0.35 | 499.23 |
| Net Block | | | | | | | | |
| As at 31.03.2019 | 0.13 | 0.37 | 365.19 | 476.50 | (0.00) | 0.08 | 0.11 | 842.38 |
| As at 31.03.2020 | 0.13 | 0.32 | 309.30 | 432.37 | (0.00) | 0.07 | 0.08 | 742.27 |

(I) Leased assets

The lease term in respect of assets acquired under finance leases expires within 10 years. Refer Note 21 for terms of leasing arrangements and related disclosures.

(II) Water treatment plant (Plant & machinery)

Gross block of plant and equipment includes a water treatment plant of ₹ 38.84 crore (previous year: ₹ 38.84 crore) given on lease. The net book value is ₹ Nil (previous year: ₹ Nil).

(III) Assets given as security for borrowings

Fleet and Land owned by the Company have been given to lenders as security for various borrowing facilities.

(IV) Impairment testing for fleet

In view of pertinent slowdown in shipping industry, the Company has assessed 'recoverable amount' of each fleet by estimating their "value in use", in terms of IND-AS 36 "Impairment of Assets". 'Value in use' is estimated by applying appropriate discount rate to projected net cash inflows having regard to existing contracts, expected tariff based on past trends and costs to operate the fleet which represents the management's best estimate of the set of economic conditions that will exist over remaining useful life of each fleet. Based on the aforementioned assessment, it has been concluded that 'recoverable amount' of the fleet is higher than their respective carrying amount.

3 Non-current investments

| Particulars | As at | As at |
|---|-------------------|-------------------|
| | 31 March, 2020 | 31 March, 2019 |
| | ₹ in crore | ₹ in crore |
| a) Investments in equity shares of subsidiaries/ associate (unquoted, fully paid up) | | |
| NIL (previous year 13,227,000) Equity shares of US\$ 1/- each of Energy Transportation International Limited (see note i) | - | 67.66 |
| Less: Provision for diminution | - | (67.66) |
| 39,037,276 (previous year 39,037,276) Equity shares of US\$ 1 each of Energy II Limited | 175.36 | 175.36 |
| Less: Provision for diminution | (175.36) | - |
| 137,122 (previous year 137,122) Equity shares of AED 1,000/- each of Essar Shipping DMCC, Dubai (see note ii) | 252.66 | 252.66 |
| 246,600,001 (previous year 246,600,001) Equity shares of US\$1/- each of OGD Services Holdings Limited (formely known as Essar Oilfields Services Limited) | 4,747.78 | 4,747.78 |
| Less: Provision for diminution | (4,747.78) | (4,150.00) |
| Total (a) | 252.66 | 1,025.80 |
| b) Investments in equity shares of associate (unquoted, fully paid up) | | |
| 35,770,000 (previous year 35,770,000) Equity shares of ₹10/- each of Arkay Logistics Limited (see note iii) | 35.77 | 35.77 |
| Less: Provision for diminution | (35.77) | - |
| Total (b) | - | 35.77 |
| c) Investments in equity shares - others (unquoted, fully paid up) | | |
| 2,500 (previous year 2,500) Equity shares of ₹.10/- each of Ultra LNG Haldia Limited (₹ 25,000/-only) | 0.00 | 0.00 |
| Total (c) | 0.00 | 0.00 |
| d) Investments in preference shares of subsidiaries (unquoted, fully paid up) | | |
| 20,723,227 (previous year 20,723,227) 0.01% compulsory convertible preference shares of US\$ 10 each of OGD Services Holdings Limited (formely known as Essar Oilfields Services Limited) | 1,326.80 | 1,326.80 |
| Less: Provision for diminution | (1,326.80) | - |
| 629,000,000 (previous year 629,000,000) 0.01% compulsory convertible preference shares of ₹10 each of OGD Services Limited (formerly known as Essar Oilfield Services India Limited) | 629.00 | 629.00 |
| Less: Provision for diminution | (629.00) | - |
| Total (d) | - | 1,955.80 |
| Total (a+b+c+d) | 252.66 | 3,017.37 |
| Aggregate amount of unquoted non - current investments | 7,167.37 | 7,235.03 |
| Less: Aggregate amount of provision for diminution other than temporary in value of investments | (6,914.71) | (4,217.66) |
| Total non-current investments | 252.66 | 3,017.37 |

Foot notes:

i) Energy Transportation International Limited, Bermuda went into members voluntary liquidation during the year and was liquidated on 12 March, 2020. Provision for diminution of investments was made in FY 2017-18. In FY 2019-20 the said provision has been reversed (₹ 67.66 crore) and profit / loss on liquidation is transferred to statement of Profit & Loss (₹ 0.08 crore).

ii) 51% equity shares of Essar Shipping DMCC have been pledged with Mashreq Bank for SBLC facility availed by Essar Shipping DMCC. SBLC has been invoked and the same is overdue. Pledge will be released upon payment of the dues.

iii) 49% shares has been pledged in favour of IDBI Trusteeship Services Limited towards security for secured non convertible debentures of ₹ 700 crore.

3 Current investments

| Particulars | As at | As at |
|---|----------------|----------------|
| | 31 March, 2020 | 31 March, 2019 |
| | ₹ in crore | ₹ in crore |
| Investment in mutual fund (quoted) | | |
| SBI Liquid Fund Direct Growth | - | 0.01 |
| NIL (previous year 40.095) Units of SBI Liquid Fund Direct Growth (NAV as on 31.03.2019 ₹ 2,928.57) | | |
| Total current investment | - | 0.01 |

4 (A) Trade and other receivables

| Particulars | As at | As at |
|--|----------------|----------------|
| | 31 March, 2020 | 31 March, 2019 |
| | ₹ in crore | ₹ in crore |
| Trade receivables considered good - secured | - | - |
| Trade receivables considered good - unsecured | 31.81 | 39.92 |
| Trade receivables which have significant increase in credit risk | 11.43 | - |
| Trade receivables - credit impaired | - | - |
| Less : Loss allowance | (11.43) | - |
| Total trade and other receivables | 31.81 | 39.92 |

4 (B) Cash and bank balances

| Particulars | As at | As at |
|---|----------------|----------------|
| | 31 March, 2020 | 31 March, 2019 |
| | ₹ in crore | ₹ in crore |
| Balances with banks in current accounts | 6.36 | 4.15 |
| Margin money deposits (lien with revenue authorities) | 0.02 | 3.10 |
| Total Cash and bank balances | 6.38 | 7.25 |

4 (C) Loans (Current)

| Particulars | As at | As at |
|---|----------------|----------------|
| | 31 March, 2020 | 31 March, 2019 |
| | ₹ in crore | ₹ in crore |
| Loan to a subsidiary (including interest accrued thereon) (refer note 27) | 762.88 | 19.14 |
| Less: Adjusted against payable to subsidiary company (current & non current)* | (762.88) | - |
| Loans to employees | 0.41 | 0.43 |
| Total loans (Current) | 0.41 | 19.57 |

* Refer note 9(A)(g)

4 (D) Other financial assets (current)

| Particulars | As at | As at |
|---|----------------|----------------|
| | 31 March, 2020 | 31 March, 2019 |
| | ₹ in crore | ₹ in crore |
| Insurance claims receivable | 5.06 | 3.39 |
| Interest accrued on fixed deposits* | 0.00 | 0.30 |
| Other receivables | 369.81 | 369.81 |
| Security deposits | 69.35 | 72.80 |
| Total other financial assets (current) | 444.22 | 446.30 |

* Amount ₹ 28,368.00

Other financial assets (Non-current)

| Particulars | As at | As at |
|---|----------------|----------------|
| | 31 March, 2020 | 31 March, 2019 |
| | ₹ in crore | ₹ in crore |
| Bank deposits held as margin money, pledged against certain bank borrowings | - | 19.50 |
| Total other financial assets - Non-current | - | 19.50 |

5 Other non-current assets

| Particulars | As at | As at |
|---------------------------------------|----------------|----------------|
| | 31 March, 2020 | 31 March, 2019 |
| | ₹ in crore | ₹ in crore |
| Income tax paid in advance | 15.78 | 7.45 |
| Total other non-current assets | 15.78 | 7.45 |

6 Inventories

| Particulars | As at | As at |
|--|----------------|----------------|
| | 31 March, 2020 | 31 March, 2019 |
| | ₹ in crore | ₹ in crore |
| At lower of cost and net realisable value | | |
| Fuel, oil and lubricants | 10.00 | 11.58 |
| Total Inventories | 10.00 | 11.58 |

7 Other Current assets

| Particulars | As at | As at |
|-----------------------------------|----------------|----------------|
| | 31 March, 2020 | 31 March, 2019 |
| | ₹ in crore | ₹ in crore |
| Income taxes | 55.73 | 54.73 |
| Unbilled revenue | 0.83 | 0.14 |
| Prepayments | 0.29 | 1.41 |
| Balances with revenue authorities | 2.75 | 5.42 |
| Other advances | 17.58 | 23.57 |
| Advance for capital expenditure | 6.69 | - |
| Total other current assets | 83.87 | 85.27 |

8 Equity Share capital and other equity

8 (A) Equity Share Capital

| Particulars | As at | | As at | |
|---|--------------------|---------------|--------------------|---------------|
| | 31 March, 2020 | | 31 March, 2019 | |
| | Number | ₹ in crore | Number | ₹ in crore |
| Authorised equity share capital | | | | |
| Equity shares of ₹10/- each | 500,000,000 | 500.00 | 500,000,000 | 500.00 |
| | 500,000,000 | 500.00 | 500,000,000 | 500.00 |
| Issued, subscribed and fully paid up | | | | |
| Equity shares of ₹ 10/- each | 206,976,072 | 206.98 | 206,976,072 | 206.98 |
| Issued during the year | - | - | - | - |
| Total | 206,976,072 | 206.98 | 206,976,072 | 206.98 |

(i) Movements in equity share capital

| Particulars | As at | | As at | |
|---|--------------------|---------------|--------------------|---------------|
| | 31 March, 2020 | | 31 March, 2019 | |
| | Number | ₹ in crore | Number | ₹ in crore |
| Opening balance | 206,976,072 | 206.98 | 206,976,072 | 206.98 |
| Issue during the year of shares during the year | - | - | - | - |
| Closing balance | 206,976,072 | 206.98 | 206,976,072 | 206.98 |

Terms and rights attached to equity shares

The Company has only one class of equity shares having par value of ₹ 10/- per share. Each holder of the equity share is entitled to one vote per share. In the event of liquidation of the Company, the holders of equity shares will be entitled to receive remaining assets of the Company, after distribution of all preferential amounts. The distribution will be in proportion to the number of equity shares held by the shareholders.

(ii) Shares held by holding company / ultimate holding company, their subsidiaries and associates

| Particulars | As at 31 March, 2020 | | | As at 31 March, 2019 | | |
|---|-------------------------|---------------|---------------|-------------------------|---------------|---------------|
| | Number | ₹ in crore | % | Number | ₹ in crore | % |
| a) Equity shares of ₹ 10/- each | | | | | | |
| Essar Shipping Mauritius Holdings Limited, the immediate holding company | 124,362,408 | 124.36 | 60.09% | 124,362,408 | 124.36 | 60.09% |
| Essar Ports & Shipping Limited, Mauritius, the holding company * | 33 | - | 0.00% | 33 | - | 0.00% |
| IDH International Drilling Holdco Limited, Cyprus, the intermediate holding company | 21,406,365 | 21.41 | 10.34% | 21,406,365 | 21.41 | 10.34% |
| | 145,768,806 | 145.77 | 70.43% | 145,768,806 | 145.77 | 70.43% |
| * Amount ₹ 330.00 (previous year ₹ 330.0) | | | | | | |
| b) Others (if holding shares more than 5%) | | | | | | |
| India Opportunities Growth Fund Limited | 17,644,450 | 17.64 | 8.52% | 10,244,450 | 10.24 | 4.95% |
| | 17,644,450 | 17.64 | 8.52% | 10,244,450 | 10.24 | 4.95% |

8 (B) Preference Share Capital

| Particulars | As at 31 March, 2020 | | As at 31 March, 2019 | |
|---|-------------------------|---------------|-------------------------|------------|
| | Number | ₹ in crore | Number | ₹ in crore |
| Authorised preference share capital | | | | |
| Preference shares of ₹10/- each | 150,000,000 | 150.00 | - | - |
| | 150,000,000 | 150.00 | - | - |
| Issued, subscribed and fully paid up | | | | |
| Preference shares of ₹ 10/- each | - | - | - | - |
| Issued during the year | - | - | - | - |
| Total | - | - | - | - |
| b) Others (if holding shares more than 5%) | - | - | - | - |

There are no shareholders holding more than 5% shares in the Company (except as disclosed above)

Aggregate number of bonus shares issued, shares issued for consideration other than cash and shares bought back during the period of five years immediately preceding the date of the Balance Sheet.

| Particulars | Year (Aggregate no. of shares) | | | | |
|---|--------------------------------|---------|---------|---------|---------|
| | 2018-19 | 2017-18 | 2016-17 | 2015-16 | 2014-15 |
| Equity shares issued for consideration other than cash | | | | | |
| Issued as fully paid up pursuant to a Scheme of arrangement | - | - | - | - | - |
| Fully paid up by way of bonus shares | - | - | - | - | - |
| Shares bought back | - | - | - | - | - |

Note: Shares reserved for issue under options

(i) The Company had reserved issuance of 3,77,463 equity shares of ₹ 10/- each for offering to eligible employees of the Company and its subsidiaries under Employees Stock Options Scheme. (ESOS) (refer note no.26 for details)

(ii) 2,400 Foreign Currency Convertible Bonds (FCCB) are convertible into 122,852,787 equity shares (previous year 122,852,787 equity shares) of ₹ 10/- each refer foot note (f) to note 9(A) for details.

8 (C) Reserves and surplus

| Particulars | As at | As at |
|-----------------------------------|-------------------|----------------|
| | 31 March, 2020 | 31 March, 2019 |
| | ₹ in crore | ₹ in crore |
| Debenture redemption reserve | 101.17 | 101.17 |
| Share options outstanding account | 0.61 | 0.61 |
| Tonnage tax (utilised) reserve | 33.00 | 33.00 |
| Tonnage tax reserve | 68.00 | 68.00 |
| Securities Premium | 3.36 | 3.36 |
| General reserve | 4,799.22 | 4,799.22 |
| Retained earnings | (7,966.66) | (5,016.11) |
| Other Comprehensive Income | 5.41 | 2.49 |
| Total Reserves and surplus | (2,955.90) | (8.26) |

Debenture Redemption Reserve

In terms of rule 18(7) of the Companies (Share Capital and Debentures) Rules 2014, the Company is required to create a Debenture Redemption Reserve (DRR) of ₹ 185 crore (previous year: ₹ 185 crore) in respect of debentures issued and outstanding as on 31 March, 2020. However, in view of losses the Company has not created such DRR entirely.

Share options outstanding reserve

This reserve contains the intrinsic value of unvested employee stock options.

Tonnage tax (utilised) and Tonnage tax reserve

Companies who opt for tonnage tax scheme are required to transfer an amount to this reserve as per the provisions of section 115VT of the Income Tax Act, 1961. In view of losses during the year, the Company has not created such reserve.

Securities Premium

The amount received in excess of face value of the Equity shares is recognised in Securities Premium. In case of Equity - Settled share based payment transactions, the difference between fair value on grant date and nominal value of shares is accounted as Securities Premium.

General reserve

These were transferred to the Company at the time of its demerger from Essar Shipping Ports & Logistics Limited.

Retained earnings

Retained earnings are the profits that the Company has earned till date, less any transfer to General Reserve, Tonnage Tax Reserve, Dividend, Debenture Redemption Reserves or other distribution to Shareholders.

Other Comprehensive Income

These are actuarial gains / (losses) on employee benefit obligations.

9 (A) Borrowings

Long - term borrowings

| Particulars | Non - current | | Current | |
|---|----------------------------|----------------------------|----------------------------|----------------------------|
| | As at 31 March, 2020 | As at 31 March, 2019 | As at 31 March, 2020 | As at 31 March, 2019 |
| | ₹ in crore | ₹ in crore | ₹ in crore | ₹ in crore |
| Secured | | | | |
| (a) Debentures | | | | |
| 11.35%, 7,000 non convertible debentures of ₹10,00,000 each, secured by first charge on sale proceeds of bulk carrier of the Company (deposited with Registrar of the Bombay High Court), six land rigs of a subsidiary, two tugs of a fellow subsidiary, mortgage of immovable property of the Company, first charge on eight barges and pledge of 49% of investment in equity shares of an associate. [refer foot note (a)] (current portion overdue) | - | - | 700.00 | 700.00 |
| 13.10 %, 140 (previous year 190) non convertible debentures and 12.30% 205 non convertible debentures of ₹10,00,000 each, secured by mortgage of immovable property, repayable in single bullet payment.[refer foot note (b)] (0.40 crore overdue) | 29.50 | 20.50 | 5.00 | 15.25 |
| (b) Term loans | | | | |
| (i) from banks | | | | |
| Foreign currency term loans [refer foot note (c)] (secured by first charge on two bulk carriers and its receivables) (current portion overdue) | - | - | 58.24 | 92.31 |
| Rupee term loan [refer foot note (d)] (secured by first charge on a very large crude carrier, two bulk carrier and their receivables) (current portion overdue) | - | - | 651.62 | 35.29 |
| (ii) from others | | | | |
| Rupee term loan [refer foot note (e)] (secured by first charge on one mini bulk carrier, four tugs of an associate company, four mini bulk carriers of an unrelated entity and corporate guarantee of the ultimate parent company) (secured by first charge on a bulk carriers) (current portion overdue) | 181.48 | 105.91 | 25.28 | 17.50 |
| Total secured loans [A] | 210.98 | 126.41 | 1,440.14 | 860.35 |
| Unsecured | | | | |
| (a) Debentures | | | | |
| (a) Foreign currency convertible bonds (FCCBs) [refer note (f) below] | 1,537.62 | 1,537.62 | - | - |
| (b) Finance lease obligations [refer note 21 (a)] | 496.55 | 503.13 | 117.39 | 60.21 |

| | | | | |
|--|-----------------|-----------------|-----------------|---------------|
| Less: Adjusted against loan receivables (current) [refer note (g) below] | (266.81) | - | (117.39) | - |
| (c) Others (current portion overdue) | - | 113.91 | 25.00 | 25.00 |
| Total unsecured loans [B] | 1,767.37 | 2,154.66 | 25.00 | 85.21 |
| Total [A+B] | 1,978.35 | 2,281.07 | 1,465.14 | 945.56 |
| Less: Unamortised upfront fees | - | (19.44) | - | (3.77) |
| Less: Amount disclosed under the head 'other financial liabilities' (refer note 9 (C)) | - | - | (1,465.14) | (941.79) |
| Total Long - term borrowings | 1,978.35 | 2,261.63 | - | - |

Foot notes:-**Repayment terms:**

- a) **Secured debentures:** 2,000 debentures issued on 25 March 2010 and 5,000 debentures issued on 22 June 2009 are redeemable at the expiry of 10 years with put and call option exercisable after five years from their respective dates of issue. The Company has received notice from the debenture holder invoking the put option. The Company has received an in principle approval for settlement of the dues. The Company is in the process of complying with the conditions of in principal sanction. However, the debentures have been classified as current liabilities till the payment is made.
- b) **Secured debentures:** 205 debentures issued on 01 February 2013 are redeemable at the expiry of 10 years from the date of issue and the holder of the debentures have an option to call after 5 years from the date of issue. 40 debentures issued on 12 October 2012 and 100 debentures issued on 22nd June 2012 were redeemable at the expiry of five years from their respective date of issue and rescheduled payment of ₹ 0.40 corer is overdue as on 31 March 2020. 50 debentures issued on 28 June 2012 were redeemable at the expiry of five years from date of issue has been paid off as on 31 March, 2020.
- c) **Secured foreign currency term loans from banks:** During the year the Company has fully paid-up outstanding dues to one of the bank. The Company has received sanction for settlement of the dues to another bank for which amount is overdue. The management is reasonably confident to comply with the conditions of the sanction. However, the loan have been classified as current liabilities till payment is made.
- d) **Secured Rupee term loans from banks:** Three banks invoked Standby Letter of Credits (SBLCs) for ₹ 687.37 crore were invoked. The SBLCs were issued on behalf of the Company by three banks to secure the loan availed by a wholly owned overseas subsidiary. The same is overdue and has been classified as current liabilities in financial statements. The Company is taking up matter with respective banks to settle the loans through monetization of assets.
- e) **Secured Rupee term loans from others:** An unsecured loan has been converted to a secured loan with effect from 01 January, 2020. Current value overdue.
- f) **Foreign currency convertible bonds:** i) FCCBs of US\$ 111,428,571 (Series B) due on 24 August, 2017 and US\$ 128,571,429 (Series A) due on 24 August, 2015 got extended to 24 August, 2021 (subject to the approval from Reserve Bank of India), carry interest @ 5% per annum payable semi annually. The FCCBs are convertible into 122,852,787 fully-paid equity shares of ₹ 10 each of the Company, any time upto the date of maturity, at the option of the FCCB holders at conversion price of ₹ 91.70 per share at a predetermined exchange rate of ₹ 46.94 per US\$. The FCCBs, if not converted till the maturity date, will be redeemed at par.
- g) **Finance lease obligation:** Repayable in monthly instalments starting from November 2016 to April 2027. During the year, company has offset loan receivables from wholly owned overseas subsidiary company against the finance lease payables to the same wholly owned overseas subsidiary company. An application for the same to the regulatory authority is in process.
- h) The classification of loans between current liabilities and non - current liabilities continues based on repayment schedule under respective agreements and on the basis of demands raised by banks & debenture holders. Some of these lenders have not confirmed the loan balances as on the balance sheet date.
- i) **Interest rates:** Loans availed from banks, financial institutions, NBFC's and Alternate Investment Funds carry a weighted average interest rate of 12.75% per annum (previous year: 12.05% per annum)
- j) **Scheduled repayments:** Contractual repayments in case of loans from banks, financial institutions, NBFC's and Alternate Investment Funds are provided below:

| Particulars | As at | As at |
|---|----------------|----------------|
| | 31 March, 2020 | 31 March, 2019 |
| | ₹ in crore | ₹ in crore |
| Not Later than one year | 1,582.53 | 945.56 |
| Later than one year but not later than five years | 1,978.59 | 1,980.39 |
| Later than five years | 266.56 | 300.67 |

9 (B) Trade payables

| Particulars | As at | As at |
|--|----------------|----------------|
| | 31 March, 2020 | 31 March, 2019 |
| | ₹ in crore | ₹ in crore |
| Trade payables: | | |
| - Total outstanding dues to micro and small enterprises (refer note below) | 0.03 | - |
| - Total outstanding dues to creditors other than micro and small enterprises | 116.67 | 133.46 |
| Total trade payable | 116.70 | 133.46 |

Note: Micro and small enterprises under the Micro, Small and Medium Enterprises Development Act, 2006 have been determined based on the information available with the Company. The Auditors have relied on the same. The required disclosures are given below:

| Particulars | As at | As at |
|--|----------------|----------------|
| | 31 March, 2020 | 31 March, 2019 |
| | ₹ in crore | ₹ in crore |
| Principal amount due and remaining unpaid | 0.03 | - |
| Interest due and unpaid on the above amount | - | - |
| Interest paid by the Company in terms of section 16 of the Micro, Small and Medium enterprises Act, 2006 | - | - |
| Payment made beyond the appointed day during the year | - | - |
| Interest due and payable for the period of delay | - | - |
| Interest accrued and remaining unpaid | - | - |
| Amount of further interest remaining due and payable | - | - |

9 (C) Other financial liabilities

| Particulars | As at | As at |
|--|-----------------|-----------------|
| | 31 March, 2020 | 31 March, 2019 |
| | ₹ in crore | ₹ in crore |
| Current maturities of long-term borrowings (including overdue at the year end ₹ 1460.54 (previous year ₹ 863.74) crore) | 1,465.14 | 941.78 |
| Interest accrued | 803.77 | 586.49 |
| Less: Adjusted against loans receivable from subsidiary company (current)* (including overdue at the year end ₹ 800.20 (previous year ₹ 566.51) crore) | (47.42) | - |
| Advance from customers | 5.19 | 9.46 |
| Total financial liabilities | 2,226.68 | 1,537.73 |

* Refer note 9(A)(g)

10 Employee benefit obligations

| Particulars | As at | As at |
|---|----------------|----------------|
| | 31 March, 2020 | 31 March, 2019 |
| | ₹ in crore | ₹ in crore |
| Defined benefit plans | 2.16 | 4.95 |
| Defined contribution schemes | 0.23 | 0.24 |
| Total Employee benefit obligations | 2.39 | 5.19 |

I. Details of retirement benefits:

The employees of the Company are members of a state – managed retirement benefit plans namely provident fund, pension fund, gratuity fund and superannuation fund operated by the Government of India. The Company is required to contribute a specified percentage of payroll costs to the retirement benefit scheme to fund the benefits. The only obligation of the company with respect to the retirement benefit plan is to make the specified contributions.

The Company has recognised the following amounts in the Statement of Profit and Loss during the year under Contribution to staff provident and other funds. (refer note 15)

| Particulars | (₹ in crore) | |
|--|------------------------------|------------------------------|
| | Year ended 31 March, 2020 | Year ended 31 March, 2019 |
| a) Employer's contribution to gratuity fund (offshore crew staff) | 0.12 | 0.17 |
| b) Group accident policy premium (all employees) | - | - |
| c) Employer's contribution to pension fund (offshore crew staff) | 0.14 | 0.19 |
| d) Employer's contribution to provident fund (offshore crew staff) | 0.12 | 0.16 |
| Total | 0.38 | 0.52 |

II. Defined benefit plans

The company operates funded gratuity, non funded gratuity and funded provident fund plan for qualifying employees. Under the plans the employees are entitled to retirement benefits depending upon the number of years of service rendered by them subject to minimum specified number of years of service. No other post retirement benefits are provided to these employees. Contribution to provident fund (office staff and offshore officers).

The actuarial valuation of plan assets and the present value of defined benefit obligation were carried out at March 31, 2020 by the certified actuarial valuer. The present value of the defined benefit obligation, related current service cost and past service cost were measured using the projected unit credit method.

(A) Changes in present value of defined benefit obligations:

| Particulars | Gratuity (funded) | Gratuity (non-funded) | Provident fund (funded) | Gratuity (funded) | Gratuity (non-funded) | Provident fund (funded) |
|---|----------------------|--------------------------|----------------------------|----------------------|--------------------------|----------------------------|
| | 31.03.20 | 31.03.20 | 31.03.20 | 31.03.19 | 31.03.19 | 31.03.19 |
| Present value of defined benefit obligations as at the beginning of the year | 2.01 | 3.96 | 34.16 | 2.01 | 4.50 | 37.32 |
| Transfer in/(out) obligation | - | - | 1.42 | - | - | - |
| Current service cost | 0.15 | 0.29 | 0.82 | 0.15 | 0.48 | 0.83 |
| Current service contribution-employee | - | - | 0.88 | - | - | 0.96 |
| Interest cost | 0.14 | 0.23 | 2.95 | 0.12 | 0.33 | 1.70 |
| Other adjustments | - | - | (0.26) | - | - | 0.09 |
| Benefits paid | (0.15) | - | (2.71) | (0.70) | (0.14) | (6.74) |
| Actuarial (gain)/loss on obligations | (0.58) | (2.29) | (1.05) | 0.43 | (1.21) | - |
| Present value of defined benefit obligations as at the end of the year | 1.57 | 2.19 | 36.21 | 2.01 | 3.96 | 34.16 |

(B) Changes in the fair value of plan assets:

| Particulars | Gratuity | Provident fund | Gratuity | Provident fund |
|---|-------------|----------------|-------------|----------------|
| | (funded) | (funded) | (funded) | (funded) |
| | 31.03.20 | 31.03.20 | 31.03.19 | 31.03.19 |
| Fair value of plan assets at the beginning of the year | 0.37 | 34.16 | 0.74 | 37.32 |
| Transfer in/(out) plan assets | - | 1.42 | - | - |
| Return on plan assets | 0.03 | 4.94 | (0.01) | - |
| Interest income on plan assets | 0.03 | 2.95 | 0.04 | 1.70 |
| Contributions by the employer/ employees | 1.28 | 1.70 | 0.30 | 1.79 |
| Benefits paid | (0.11) | (2.71) | (0.70) | (6.74) |
| Other adjustments | - | (0.26) | - | 0.09 |
| Fair value of plan assets as at the end of the year | 1.60 | 42.20 | 0.37 | 34.16 |

(C) Amount recognised in balance sheet:

| Particulars | Gratuity | Gratuity | Provident fund | Gratuity | Gratuity | Provident fund |
|---|---------------|--------------|----------------|-------------|--------------|----------------|
| | (funded) | (non-funded) | (funded) | (funded) | (non-funded) | (funded) |
| | 31.03.20 | 31.03.20 | 31.03.20 | 31.03.19 | 31.03.19 | 31.03.19 |
| Present value of defined benefit obligations as at the end of the year | 1.57 | 2.19 | 36.21 | 1.36 | 3.96 | 34.16 |
| Fair value of plan assets as at end of the year | 1.60 | - | 36.21 | 0.37 | - | 34.16 |
| Liability recognised in the Balance Sheet (included in provisions) (note 10) | (0.03) | 2.19 | - | 0.99 | 3.96 | - |

(D) Expenses recognised in the Statement of Profit and Loss:

| Particulars | Gratuity | Gratuity | Provident fund | Gratuity | Gratuity | Provident fund |
|--|-------------|--------------|----------------|-------------|--------------|----------------|
| | (funded) | (non-funded) | (funded) | (funded) | (non-funded) | (funded) |
| | 31.03.20 | 31.03.20 | 31.03.20 | 31.03.19 | 31.03.19 | 31.03.19 |
| Current service cost | 0.15 | 0.29 | 0.83 | 0.15 | 0.48 | 0.83 |
| Past service cost- plan amendments | - | - | - | 0.08 | 0.33 | - |
| Net interest on net defined benefit liability/ (asset) | 0.12 | 0.23 | - | - | - | - |
| Total expenses recognised in the Statement of Profit and Loss (Included in Contribution to provident and other funds (note no. 15)) | 0.27 | 0.52 | 0.83 | 0.23 | 0.81 | 0.83 |

(E) Amount recognised in other comprehensive income

₹ in crore

| Particulars | 31.03.20 | 31.03.19 |
|------------------------|-------------|-------------|
| Experience adjustments | 2.91 | 1.42 |
| Total | 2.91 | 1.42 |

(F) Category of plan assets:

| Particulars | Gratuity | Provident fund | Gratuity | Provident fund |
|---|----------|----------------|----------|----------------|
| | (funded) | (funded) | (funded) | (funded) |
| | 31.03.20 | 31.03.20 | 31.03.19 | 31.03.19 |
| Administered by Life Insurance Corporation of India * | 100% | - | 100% | - |
| Government of India securities (Central and State) | - | 32.00% | - | 28.36% |
| Public sector bonds/ TDRs | - | 68.00% | - | 71.64% |

*The Company is unable to obtain the details of plan assets from the Life Insurance Corporation of India and hence the disclosure there of is not made.

(G) Sensitivity analysis

| Particulars | Gratuity | |
|--|----------|----------|
| | (funded) | (funded) |
| | 31.03.20 | 31.03.19 |
| DBO On base assumptions | 1.57 | 1.36 |
| A. Discount Rate | 6.25% | 7.10% |
| 1. Effect due to 0.5% increase in discount rate | (1.53) | (0.03) |
| 2. Effect due to 0.5% decrease in discount rate | 1.60 | 0.03 |
| B. Salary Escalation Rate | 5.00% | 9.00% |
| 1. Effect due to 0.5% increase in salary escalation rate | 1.59 | 0.02 |
| 2. Effect due to 0.5% decrease in salary escalation rate | (1.54) | (0.02) |
| C. Withdrawal Rate | 8.00% | 8.00% |
| 1. Effect due to 5% increase in withdrawal rate | (1.57) | (0.03) |
| 2. Effect due to 5% decrease in withdrawal rate | 1.56 | 0.04 |

Risk exposure- asset volatility

The plan liabilities are calculated using a discount rate set with reference to bond yields; if plan assets underperform this yield, this will create a deficit. Most of the plan asset investments is in fixed income securities with high grades and in government securities. These are subject to interest rate risk and the fund manages interest rate risk derivatives to minimize risk to an acceptable level. A portion of the funds are invested in equity securities and in alternative investments % which have low correlation with equity securities. The equity securities are expected to earn a return in excess of the discount rate and contribute to the plan deficit.

(H) Actuarial assumptions

Actuarial valuations were done in respect of the aforesaid defined benefit plans based on the following assumptions:

(I) General assumptions:

| Particulars | Gratuity | Gratuity | Provident fund | Gratuity | Gratuity | Provident fund |
|---|----------|--------------|----------------|----------|--------------|----------------|
| | (funded) | (non-funded) | (funded) | (funded) | (non-funded) | (funded) |
| | 31.03.20 | 31.03.20 | 31.03.20 | 31.03.19 | 31.03.19 | 31.03.19 |
| Discount rate (per annum) | 6.25% | 6.55% | 6.60% | 7.10% | 7.10% | 7.10% |
| Rate of return on plan assets (for funded scheme) | 6.25% | - | 8.00% | 9.00% | - | 8.55% |
| Withdrawal rate | 8.00% | 7.00% | - | 8.00% | 7.00% | - |
| Expected returns on EPFO | - | - | 8.25% | - | - | 8.65% |
| Rate of increase in compensation | 5.00% | 5.00% | - | 9.00% | 9.00% | - |

ii) Mortality rates considered are as per the published rates in the Indian Assured Lives Mortality (2012-14) Table. (Indian Assured Lives Mortality (2006-08)) mortality table.

iii) Leave policy: Leave balance as at the valuation date and each subsequent year following the valuation date to the extent not availed by the employee accrued till 31 December, 2014, is available for encashment on separation from the Company up to a maximum of 120 days.

iv) The contribution to be made by the Company for funding its liabilities for gratuity (funded and non funded) and towards provident fund during the financial year 2019-20 amounts to ₹ 2.22 crore.

v) The expected rate of return on plan assets is based on market expectation, at the beginning of the year, for returns over entire life of the related obligation.

vi) The assumption of future salary increases, considered in actuarial valuation, takes account of inflation, seniority, promotion, supply and demand and other relevant factors.

vii) Liability on account of long term absences has been actuarially valued as per Projected Unit Credit Method.

viii) Short term compensated absences have been provided on actual basis.

11 Other current liabilities

| Particulars | As at | As at |
|--|----------------|----------------|
| | 31 March, 2020 | 31 March, 2019 |
| | ₹ in crore | ₹ in crore |
| Statutory and other related dues | 3.39 | 19.40 |
| Advance received against sale consideration | 331.26 | 331.26 |
| Less: Adjusted against loans receivable from subsidiary company (current)* | (331.26) | - |
| Deferred profit on sale and lease back | 6.48 | 7.51 |
| Unearned revenue on services | 2.35 | 1.70 |
| Total other current liabilities | 12.22 | 359.87 |

* Refer note 9(A)(g)

12 Revenue from operations

| Particulars | Year ended | Year ended |
|---|----------------|----------------|
| | 31 March, 2020 | 31 March, 2019 |
| | ₹ in crore | ₹ in crore |
| Sale of services | | |
| Fleet operating and chartering earnings | 522.63 | 480.70 |
| Other operating income | | |
| Supervision / Management fees | 14.81 | 7.78 |
| Profit on sale of vessels | 1.03 | 3.44 |
| Total revenue from operations | 538.47 | 491.92 |

| 13 Other income | | | |
|---|------------------------------|------------------------------|--|
| Particulars | Year ended 31 March, 2020 | Year ended 31 March, 2019 | |
| | ₹ in crore | ₹ in crore | |
| Interest income | | | |
| - from banks | 0.20 | 0.53 | |
| - from others | 1.00 | 4.29 | |
| Income on liquidation of subsidiary* | 0.08 | - | |
| Other non operating income | 11.25 | 38.30 | |
| Total interest income | 12.53 | 43.12 | |
| * A subsidiary (Energy Transportation International Limited, Bermuda) went into members voluntary liquidation during the year and dissolved on 12 March, 2020. Provision for diminution of investments was made in FY 2017-18. In FY 2019-20 the said provision has been reversed (₹ 67.66 crore) and profit / loss on liquidation is transferred to statement of Profit & Loss (₹ 0.08 crore). | | | |
| 14 Operating expenses | | | |
| Particulars | Year ended 31 March, 2020 | Year ended 31 March, 2019 | |
| | ₹ in crore | ₹ in crore | |
| Consumption of stores and spares | 11.33 | 17.84 | |
| Consumption of fuel, oil and water | 108.27 | 104.71 | |
| Direct voyage expenses | 151.61 | 138.95 | |
| Commission, brokerage and agency fees | 1.21 | 0.07 | |
| Standing costs | 16.49 | 17.39 | |
| Insurance, protection and indemnity club fees | 11.32 | 15.15 | |
| Total operating expenses | 300.23 | 294.11 | |
| 15 Employee benefits expense | | | |
| Particulars | Year ended 31 March, 2020 | Year ended 31 March, 2019 | |
| | ₹ in crore | ₹ in crore | |
| Offshore staff | | | |
| Salaries, wages and bonus | 33.49 | 43.81 | |
| Contribution to staff provident and other funds | 3.42 | 1.46 | |
| Staff welfare expenses | 4.12 | 5.28 | |
| Office staff | | | |
| Salaries, wages and bonus | 11.27 | 11.90 | |
| Contribution to staff provident and other funds | 1.57 | 1.28 | |
| Staff welfare expenses | 1.53 | 1.70 | |
| Total employee benefits expense | 55.40 | 65.43 | |
| 16 Finance costs | | | |
| Particulars | Year ended 31 March, 2020 | Year ended 31 March, 2019 | |
| | ₹ in crore | ₹ in crore | |
| Interest expense | | | |
| - on bank loans | 11.70 | 14.77 | |
| - on loans from financial Institutions | 3.94 | 5.62 | |
| - on finance lease obligations | 26.98 | 24.40 | |

| | | |
|--|---------------|---------------|
| - on foreign currency convertible bonds | - | - |
| - on debentures | 141.65 | 130.95 |
| Loan commitment / processing charges, guarantee fees and other charges | 25.60 | 30.43 |
| Total finance costs | 209.87 | 206.17 |

17 Other expenses

| Particulars | Year ended 31 March, 2020 ₹ in crore | Year ended 31 March, 2019 ₹ in crore |
|--|--|--|
| Rent | 2.11 | 1.82 |
| Rates and taxes | 0.19 | 0.26 |
| Repairs and maintenance | | |
| -buildings | 0.16 | 0.62 |
| -others | 0.87 | 1.67 |
| Legal and professional fees | 11.58 | 13.09 |
| Travelling and conveyance | 1.14 | 1.29 |
| Auditor's remuneration (refer note below) | 0.45 | 0.36 |
| Net loss on foreign currency translation and transaction (other than considered as finance cost) | 16.96 | 37.02 |
| Sundry balances written-off | 1.90 | 0.11 |
| Other establishment expenses | 12.70 | 1.80 |
| Total other expenses | 48.06 | 58.04 |

| Particulars | Year ended 31 March, 2020 ₹ in crore | Year ended 31 March, 2019 ₹ in crore |
|---------------------------|--|--|
| As auditor | 0.37 | 0.30 |
| Reimbursement of expenses | 0.01 | 0.01 |
| For other services | 0.07 | 0.05 |
| Total | 0.45 | 0.36 |

18 Exceptional items

| Particulars | Year ended 31 March, 2020 ₹ in crore | Year ended 31 March, 2019 ₹ in crore |
|---|--|--|
| Provision for impairment as per Ind AS 36 in the fair value of the subsidiaries based on management assessment & valuation report | 2,728.94 | 1,400.00 |
| Provision for impairment as per Ind AS 36 in the fair value of the associate based on management assessment & valuation report | 35.77 | |
| Provision for impairment of loans & advances receivable from subsidiary | 14.71 | - |
| Total exceptional items | 2,779.42 | 1,400.00 |

19 Income taxes

Income tax expense recognised in the profit and loss account comprises of:

| Particulars | Year ended 31 March, 2020 ₹ in crore | Year ended 31 March, 2019 ₹ in crore |
|--|--|--|
| Current income taxes | 1.11 | 1.45 |
| Income tax expense for the year | 1.11 | 1.45 |
| Effective tax rate (%) | -0.04% | -0.09% |

The reconciliation of income tax expense applicable to accounting loss before income tax at statutory income tax rate to income tax expense at the Company's effective income tax rate for the year ended 31 March, 2020 and 31 March, 2019 are as follows:

| Particulars | Year ended | Year ended |
|---|----------------|----------------|
| | 31 March, 2020 | 31 March, 2019 |
| | ₹ in crore | ₹ in crore |
| Profit / (Loss) before taxes | (2,952.33) | (1,592.04) |
| Effective tax rate in India: 34.608%* | - | - |
| Tax effect of adjustment for profits subject to tonnage tax regime / presumptive taxation | 1.11 | 1.45 |
| Income tax expense recognised in the profit and loss account | 1.11 | 1.45 |

*Note: In case of Indian shipping companies, tax expense is computed based on the gross tonnage of the vessels for the income subject to tonnage tax. In case of income not subject to tonnage tax, the same is calculated based on the taxable profits calculated in accordance with the local tax laws.

20 Financial Instruments

(i) Capital management

The Company manages its capital to ensure that entities in the Company will be able to continue as a going concern while maximising the return to stakeholders through the optimisation of the debt and equity balance. The Company's overall strategy remains unchanged from the previous year. The capital structure of the company consists of debt, which includes the borrowings including temporary overdrawn balance, cash and cash equivalents including short term bank deposits, equity comprising issued capital, reserves and non-controlling interests. The gearing ratio for the year is as under:

| Particulars | As at | As at |
|--|-------------------|-----------------|
| | 31 March, 2020 | 31 March, 2019 |
| | ₹ in crore | ₹ in crore |
| Debt (including borrowings from related and unrelated parties and finance lease obligations) | 3,827.69 | 3,203.41 |
| Less: Cash and cash equivalent including short term deposits (restricted) | (6.38) | (7.25) |
| Net debt (A) | 3,821.31 | 3,196.16 |
| Total equity (B) | (2,748.92) | 198.72 |
| Net debt to equity ratio (A/B) | (1.39) | 16.08 |

(ii) Categories of financial instruments

| Particulars | As at | | As at | |
|-----------------------------|----------------|---------------|----------------|---------------|
| | 31 March, 2020 | | 31 March, 2019 | |
| | ₹ in crore | ₹ in crore | ₹ in crore | ₹ in crore |
| | Carrying value | Fair value | Carrying value | Fair value |
| Financial assets: | | | | |
| <u>At amortised cost</u> | | | | |
| Cash and bank balances | 6.38 | 6.38 | 7.25 | 7.25 |
| Loans and other receivables | 32.23 | 32.23 | 59.49 | 59.49 |
| Other financial assets | 444.22 | 444.22 | 465.80 | 465.80 |
| Total | 482.84 | 482.84 | 532.54 | 532.54 |

Financial liabilities:
At amortised cost

| | | | | |
|--------------------------|----------|----------|----------|----------|
| Borrowings | 3,213.74 | 3,213.74 | 2,640.08 | 2,640.08 |
| Finance lease payables | 613.95 | 613.95 | 563.34 | 563.34 |
| Trade and other payables | 116.70 | 116.70 | 133.46 | 133.46 |

At fair value through profit and loss

| | | | | |
|-----------------------------|-----------------|-----------------|-----------------|-----------------|
| Other financial liabilities | 808.96 | 808.96 | 595.95 | 595.95 |
| Total | 4,753.34 | 4,753.34 | 3,932.83 | 3,932.83 |

Fair value measurements recognised in the Balance sheet:

The following table provides an analysis of financial instruments that are measured subsequent to initial recognition at fair value, grouped into Levels 1 to 3 based on the degree to which the fair value is observable.

-Level 1 fair value measurements are those derived from quoted prices (unadjusted) in active markets for identical assets or liabilities.

-Level 2 fair value measurements are those derived from inputs other than quoted prices included within Level 1 that are observable for the asset or liability, either directly (i.e. as prices) or indirectly (i.e. derived from prices).

-Level 3 fair value measurements are those derived from valuation techniques that include inputs for the asset or liability that are not based on observable market data (unobservable inputs).

The fair value of the financial assets and liabilities are included at the amount at which the instrument could be exchanged in a current transaction between willing parties, other than in a forced or liquidation sale. The following methods and assumptions were used to estimate the fair values:

- a) Cash and short-term deposits, trade and other receivables, trade and other payables, and other current liabilities approximate their carrying amounts largely due to the short-term maturities or nature of these instruments.
- b) The fair value of loans from banks and other financial indebtedness as well as other non current financial liabilities is estimated by discounting future cash flows using rates currently available for debt or similar terms and remaining maturities. All foreign currency denominated assets and liabilities are translated using exchange rate at reporting date.

(iii) Fair value of financial instruments:

All financial assets are initially recognised at fair value of consideration paid. Subsequently, financial assets are carried at fair value or amortized cost less impairment. Where non – derivative financial assets are carried at fair value, gains and losses on re- measurement are recognised directly in equity unless the financial assets have been designated as being held at fair value through profit or loss, in which case the gains and losses are recognised directly in the standalone statement of profit and loss. Financial assets are designated as being held at fair value through profit or loss when it is necessary to reduce measurement inconsistency for related assets and liabilities. All financial liabilities other than derivatives are initially recognised at fair value of consideration received net of transaction costs as appropriate (initial cost) and subsequently carried at amortised cost.

(iv) Financial risk management objectives:

The Company's principal financial liabilities comprise of loan from banks and financial institutions, finance lease obligations, overdrafts and trade payables. The main purpose of these financial liabilities is to raise finance for the Company's operations. The Company has various financial assets such as trade receivables, cash and short term deposits, which arise directly from its operations.

The main risks arising from Company's financial instruments are foreign currency risk, interest rate risk, credit risk and liquidity risk. The Board of Directors review and agree policies for managing each of these risks.

(v) Market risk:
(a) Foreign currency risk:

Foreign currency risk mainly arises from transactions undertaken by an operating unit denominated in currencies other than its functional currency. Exposure to foreign currency risk is partly mitigated by natural hedges of matching revenues and costs.

The carrying amounts of the Company's financial assets and financial liabilities denominated in foreign currencies at the reporting date are as follows:

| Particulars | As at 31 March, 2020 | | As at 31 March, 2019 | |
|----------------------------------|-------------------------|--------------------------|-------------------------|--------------------------|
| | ₹ in crore | ₹ in crore | ₹ in crore | ₹ in crore |
| | Financial assets | Financial liabilities | Financial assets | Financial liabilities |
| United States Dollars (US\$) | 789.47 | 793.68 | 30.61 | 754.54 |
| Currencies other than INR & US\$ | 0.76 | 2.75 | 1.16 | 3.12 |
| Total | 790.23 | 796.43 | 31.77 | 757.66 |

The following table details the Company's sensitivity to a 5% increase and decrease in the functional currency against the relevant foreign currencies of all the companies in the Company. 5% is the sensitivity rate used when reporting foreign currency risk internally to key management personnel and represents management's assessment of the reasonably possible change in foreign exchange rates. The sensitivity analysis includes only outstanding foreign currency denominated monetary items and adjusts their translation at the period end for a 5% change in foreign currency rates. A positive number below indicates an increase in profit and other equity where the respective functional currency strengthens by 5% against the relevant foreign currency. For a 5% weakening of the functional currency against the relevant currency, there would be an equal and opposite impact on the profit and other equity, and the balances below would be negative.

| Particulars | As at | As at |
|--|----------------|----------------|
| | 31 March, 2020 | 31 March, 2019 |
| | ₹ in crore | ₹ in crore |
| US\$ impact (impact on profit before tax) | (0.31) | (36.29) |

(b) Interest rate risk:

The Company is exposed to interest rate risk as entities in the Company borrow funds at floating interest rates. The interest rate risk is managed by monitoring the Company's level of borrowings periodically and structuring its borrowings on varying maturities and interest rate terms. The Company's exposures to interest rates on financial assets and financial liabilities are detailed in the liquidity risk management section of this note.

Interest rate sensitivity analysis:

The sensitivity analysis below has been determined based on the exposure to interest rates at the balance sheet date. For floating rate liabilities, the analysis is prepared assuming the amount of liability outstanding at the balance sheet date was outstanding for the whole year. A 50 basis point increase or decrease is used when reporting interest rate risk internally to key management personnel and represents management's assessment of the reasonably possible change in interest rates.

If interest rates had been 50 basis points higher/lower and all other variables were held constant, the Company's loss for the year ended 31 March, 2020 would increase/decrease by ₹ 7.23 crore (previous year ₹ 0.46 crore). This is mainly attributable to the Company's exposure to interest rates on its variable rate borrowings

(c) Commodity price risk:

The Company does not deal in commodities and hence the disclosure pursuant to SEBI Circular dated November 15, 2018 is not required to be given

(d) Other price risk:

The Company is not exposed to any significant equity price risks arising from equity investments, as on 31 March 2020. Equity investments are held for strategic rather than trading purposes. The Company does not actively trade these investments.

Equity price sensitivity analysis:

There is no exposure to equity price risks as at the reporting date or as at the previous reporting date.

(vi) Credit risk:

The credit risk is primarily attributable to the Company's trade and other receivables and guarantees given by the Company on behalf of others. The amounts presented in this standalone statement of financial position are net of allowances for doubtful receivables, estimated by management based on prior experience and their assessment of the current economic environment. The maximum related party credit exposure at 31 March, 2020 on account of carrying amount of advances /deposit, trade and other receivables and guarantees is disclosed in note 27 on related party transactions. Based on the creditworthiness of the related parties, financial strength of related parties and its parents and past history of recoveries from them, the credit risk is mitigated.

Cash and cash equivalents are held with reputable and credit-worthy banks.

(vii) Liquidity risk:

Ultimate responsibility for liquidity risk management rests with the Board of Directors, which has built an appropriate liquidity risk management framework for the management of the Company's short, medium and long-term funding and liquidity management requirements. The Company manages liquidity risk by maintaining adequate reserves, banking facilities and reserve borrowing facilities, by continuously monitoring forecast and actual cash flows and matching the maturity profiles of financial assets and liabilities.

The Company monitors its risk of shortage of funds using a recurring liquidity planning tool. This tool considers the maturity of both its financial investments and financial assets (e.g. accounts receivables, other financial assets) and projected cash flows from operations, public offerings and refinancing of current borrowings.

Liquidity table:

The following tables detail the Company's remaining contractual maturity for its financial liabilities. The tables have been drawn up based on the cash flows of financial liabilities based on the earliest date on which the Company can be required to pay:

| Particulars | As at 31 March, 2019 | | | Total |
|------------------------------------|----------------------------|--|-------------------------|-----------------|
| | Not later than one year | Later than one year but not later than five years | more than five years | |
| | ₹ in crore | ₹ in crore | ₹ in crore | ₹ in crore |
| Financial instruments: | | | | |
| Borrowings | 378.45 | 2,261.63 | - | 2,640.08 |
| Finance lease payables | 60.21 | 202.46 | 300.67 | 563.34 |
| Trade and other payables | 133.46 | - | - | 133.46 |
| Other financial liabilities | 595.95 | - | - | 595.95 |
| Total financial liabilities | 1,168.07 | 2,464.09 | 300.67 | 3,932.83 |

| Particulars | As at 31 March, 2020 | | | Total |
|------------------------------------|----------------------------|--|-------------------------|-----------------|
| | Not later than one year | Later than one year but not later than five years | more than five years | |
| | ₹ in crore | ₹ in crore | ₹ in crore | ₹ in crore |
| Financial instruments: | | | | |
| Borrowings | 1,465.14 | 1,748.60 | - | 3,213.74 |
| Finance lease | 117.39 | 229.99 | 266.56 | 613.95 |
| Trade and other payables | 116.70 | - | - | 116.70 |
| Other financial liabilities | 808.96 | - | - | 808.96 |
| Total financial liabilities | 2,508.18 | 1,978.59 | 266.56 | 4,753.34 |

21 Leases

Details of leasing arrangements:

a) Finance leases : Company as a lessee

| Particulars | Not later than one year | Later than one year but not later than five years | more than five years | Total |
|--|----------------------------|--|-------------------------|---------------|
| | ₹ in crore | ₹ in crore | ₹ in crore | ₹ in crore |
| As at 31 March, 2019 | | | | |
| Future minimum lease payments | 104.86 | 270.07 | 326.62 | 701.55 |
| Unmatured finance charges | 44.65 | 67.62 | 25.95 | 138.21 |
| Present value of minimum lease payments | 60.21 | 202.46 | 300.67 | 563.34 |
| As at 31 March, 2020 | | | | |
| Future minimum lease payments | 128.74 | 262.95 | 273.59 | 665.28 |
| Unmatured finance charges | 11.35 | 32.96 | 7.03 | 51.34 |
| Present value of minimum lease payments | 117.39 | 229.99 | 266.56 | 613.95 |

b) Operating leases: Company as a lessee

The company has not entered into any non-cancellable operating lease.

22 Contingent liabilities (to the extent not provided for)

a) Claims against the company not acknowledged as debts

| | As at 31 March, 2020 | As at 31 March, 2019 |
|--|-------------------------|-------------------------|
| | ₹ in crore | ₹ in crore |
| Guarantee given by a bank against disputed custom duty demand of ₹ 27.40 crore by DGFT | 30.00 | 30.00 |
| Income tax demand- appeal filed by the company with Commissioner of Income tax - Appeals* | 138.38 | 169.62 |
| Income tax demand - appeal filed by the Income tax department in the High court of Bombay against the order of Appellate Tribunal in favour of the Company | 7.29 | 7.29 |
| Compounding fees | 17.27 | - |
| * The Income tax department has adjusted the refund of ₹ 26.69 crores (previous year ₹ 35.71 crore) against the above demand. | | |

b) Others

| | As at 31 March, 2020 | As at 31 March, 2019 |
|--|-------------------------|-------------------------|
| | ₹ in crore | ₹ in crore |
| Corporate guarantees on behalf of subsidiaries & associates* | 1,132.38 | 1,603.59 |

* Three banks invoked Standby Letter of Credits (SBLCs) for ₹ 687.37 crore issued on behalf of the Company to secure the loan availed by a wholly owned overseas subsidiary. The same was part of contingent liabilities as on 31 March, 2019.

23 Segment reporting

a) Business segment

The Company has only one reportable primary business segment of fleet operating and chartering.

b) Geographical segment

The Company's fleet operations are managed on a worldwide basis from India. The revenue from operations are identified as geographical segment based on location of customers:

| Particulars | Year ended 31 March, 2020 | Year ended 31 March, 2019 |
|----------------------|------------------------------|------------------------------|
| | ₹ in crore | ₹ in crore |
| India | 457.07 | 435.86 |
| Singapore | 2.37 | 13.48 |
| Cyprus | 11.75 | 6.63 |
| United Arab Emirates | 21.06 | 32.51 |
| United Kingdom | 55.75 | - |
| Total | 548.00 | 488.48 |

66% (previous year 82%) of the operating income of the company was derived from a single customer based in India. The company provides fleet operating to the said customer.

The main operating assets represent floating fleet, which are not identifiable to any geographical location.

24 Earning per share

The calculation of the basic and diluted earnings per share is based on the following data:

| Particulars | Year ended 31 March, 2020 | Year ended 31 March, 2019 |
|---|------------------------------|------------------------------|
| | ₹ in crore | ₹ in crore |
| Loss for the year before exceptional items | (172.91) | (192.04) |
| Loss for the year after exceptional items | (2,953.44) | (1,593.49) |
| Equity shares at the beginning of the year (no's) | 206,976,072 | 206,976,072 |
| Equity shares issued during the year | - | - |
| Equity shares at the end of the year (no's) | 206,976,072 | 206,976,072 |
| Weighted average equity shares for the purpose of calculating basic earnings per share (no's) | 206,976,072 | 206,976,072 |
| Weighted average equity shares for the purpose of calculating diluted earnings per share (no's) | 206,976,072 | 206,976,072 |
| Earning per share before exceptional items - basic (face value ₹10/- each) | (8.41) | (9.35) |
| Earning per share before exceptional items - diluted (face value ₹10/- each) | (8.41) | (9.35) |
| Earning per share after exceptional items - basic (face value ₹10/- each) | (142.69) | (76.99) |
| Earning per share after exceptional items - diluted (face value ₹10/- each) | (142.69) | (76.99) |

Note:

Equity shares to be issued upon conversion of FCCB and exercise of Employee Stock Option Scheme have not been considered for the purpose of calculating of weighted average number of diluted equity shares, as they are anti dilutive.

25 Disclosure under Regulation 34(3) of the SEBI (Listing Obligation and Disclosure Requirements), Regulations 2015

| Particulars | As at 31 March, 2020 | | As at 31 March, 2019 | |
|------------------------------|-------------------------|----------------------------------|-------------------------|----------------------------------|
| | Amount Outstanding | Maximum amount Outstanding | Amount Outstanding | Maximum amount Outstanding |
| | ₹ in crore | ₹ in crore | ₹ in crore | ₹ in crore |
| Subsidiary Companies; | | | | |
| OGD Services Limited | 14.71 | 19.14 | 19.14 | 22.13 |
| Essar Shipping DMCC | 762.88 | 762.88 | - | - |

26 Employee Stock Option Scheme

In the Annual general meeting held on September 9, 2011, the shareholders approved the issue of Employee Stock options under the Scheme titled "Essar Shipping Employee Stock options Scheme -2011" (hereafter named ESOS A).

The ESOS A allows the issue of options to employees and executive Directors of the Company and its subsidiaries (whether in India or abroad). Each option comprises one underlying equity share.

As per the Scheme, the Compensation Committee grants the options to the employees deemed eligible. The exercise price of each option shall be determined by the Compensation committee as per the said scheme. The options granted vest in a graded manner over a period of 5/4/3 years from the date of the grant in proportions specified in the Scheme. Options may be exercised within 7 years from the date of vesting. The Company has issued the said ESOS in two tranches on November 2, 2011 and February 8, 2012 at an exercise price of ₹ 22.30 each, the market price of the shares on the grant date of the ESOS was ₹ 22.30 per share and ₹31.30 per share respectively.

The difference between the market price of the share underlying the options granted on the date of grant of option and the exercise price of the option (being the intrinsic value of the option) representing Stock compensation expense is expensed over the vesting period.

27 Related party relationships, transactions and balances: (as per IND-AS 24)**a) Holding companies**

- i) Essar Global Fund Limited, Cayman Island, ultimate holding company
- ii) IDH International Drilling Holdco Limited, Cyprus, intermediate holding company
- iii) Essar Shipping Mauritius Holdings Limited, Mauritius, immediate holding company

b) Subsidiaries / Step down subsidiaries

- i) Energy Transportation International Limited, Bermuda (till 12.03.2020)
- ii) Energy II Limited, Bermuda
- iii) OGD Services Holding Limited, Mauritius (formerly known as Essar Oilfields Services Limited)
- iv) OGD Services Limited, India (formerly known as Essar Oilfield Services India Limited)
- v) Essar Shipping DMCC, Dubai
- vi) Essar Oilfields Middle East DMCC, Dubai
- vii) Starbit Oilfields Services India Limited, India

c) Associates

- i) Varada Drilling One Pte. Limited, Singapore
- ii) Varada Drilling Two Pte. Limited, Singapore
- iii) Arkay Logistics Limited, India

d) Key management personnel

- i) Mr. Ranjit Singh (Executive Director till 21.09.2019, from 22.09.2019 President & CEO)
- ii) Capt. Rahul Bhargava (Executive Director)
- iii) Mr. P.K. Srivastava (Non- Executive Director)

- iv) Mr. N. Srinivasan (Non- Executive Director)
- v) Capt. B. S. Kumar (Non- Executive Director)
- vi) Ms. Neelam Kapoor (Non- Executive Director till 23.12.2019)
- vii) Mr. Ketan Shah (Chief Financial Officer)
- viii) Mr. Awaneesh Srivastava (Company Secretary till 01.07.2019)
- ix) Ms. Jyotsna Gupta (Company Secretary from 02.07.2019)
- x) Mr. Ramesh Krishnan (Non- Executive Director from 23.12.2019 till 21.05.2020)
- xi) Ms. Sunita Kotian (Non- Executive Director from 12.02.2020)

e) Fellow subsidiaries where there have been transactions

- i) Essar Ports Limited
- ii) Essar Bulk Terminal Limited
- iii) Essar Shipping (Cyprus) Limited
- iv) Essar Steel India Limited (till 15.11.2019)
- v) Aegis Limited
- vi) Essar Steel Metal Trading Limited
- vii) AGC Networks Limited
- viii) Essar Power (Orissa) Limited

f) Trust

- i) Essar Shipping Staff Provident Fund Trust
- ii) Essar Shipping Employee Stock Options Trust

g) Details of transactions with related parties during the year

₹ in crore

| Nature of transactions | Holding Companies / Promoter group companies | | Subsidiaries / Step down subsidiaries | | Fellow subsidiaries/ Trust/associates | | Managerial remuneration / Sitting fees | | Total | |
|---|--|---------------------------|---------------------------------------|---------------------------|---------------------------------------|---------------------------|--|---------------------------|---------------------------|---------------------------|
| | Year ended 31 March, 2020 | Year ended 31 March, 2019 | Year ended 31 March, 2020 | Year ended 31 March, 2019 | Year ended 31 March, 2020 | Year ended 31 March, 2019 | Year ended 31 March, 2020 | Year ended 31 March, 2019 | Year ended 31 March, 2020 | Year ended 31 March, 2019 |
| | | | | | | | | | | |
| INCOME | | | | | | | | | | |
| Revenue from operations | | | | | | | | | | |
| Essar Steel India Limited | - | - | - | - | 262.14 | 396.89 | - | - | 262.14 | 396.89 |
| Essar Shipping DMCC | - | - | 1.06 | 32.51 | - | - | - | - | 1.06 | 32.51 |
| IDH International Drilling Holdco Limited | - | (1.29) | - | - | - | - | - | - | - | (1.29) |
| Essar Shipping (Cyprus) Limited | - | - | - | - | 11.75 | 7.93 | - | - | 11.75 | 7.93 |
| Essar Power (Orissa) Limited | - | - | - | - | 0.08 | - | - | - | 0.08 | - |
| Total | - | (1.29) | 1.06 | 32.51 | 273.96 | 404.82 | - | - | 275.03 | 436.04 |
| Guarantee commission received | | | | | | | | | | |
| OGD Services Holding Limited | - | - | - | (0.63) | - | - | - | - | - | (0.63) |
| Essar Shipping DMCC | - | - | 11.06 | 38.63 | - | - | - | - | 11.06 | 38.63 |
| Total | - | - | 11.06 | 38.00 | - | - | - | - | 11.06 | 38.00 |
| Income on liquidation of subsidiary | | | | | | | | | | |
| Energy Transportation International Limited | - | - | 0.08 | - | - | - | - | - | 0.08 | - |
| Total | - | - | 0.08 | - | - | - | - | - | 0.08 | - |
| Managerial remuneration # | | | | | | | | | | |
| Ranjit Singh | - | - | - | - | - | - | 0.58 | 1.28 | 0.58 | 1.28 |
| Capt Rahul Bhargava | - | - | - | - | - | - | 0.60 | 0.79 | 0.60 | 0.79 |
| Ketan Shah | - | - | - | - | - | - | 0.52 | - | 0.52 | - |
| Jyotsna Gupta | - | - | - | - | - | - | 0.14 | - | 0.14 | - |
| Total | - | - | - | - | - | - | 1.84 | 2.07 | 1.84 | 2.07 |

| | | | | | | | | | | |
|---|---|---|-------------|----------|-------------|--------------|-------------|-------------|-------------|--------------|
| Sitting fees paid to Non-Executive Directors | | | | | | | | | | |
| Director sitting fees | - | - | - | - | - | - | 0.16 | 0.25 | 0.16 | 0.25 |
| Total | - | - | - | - | - | - | 0.16 | 0.25 | 0.16 | 0.25 |
| Direct Voyage expenses | | | | | | | | | | |
| Essar Shipping (Cyprus) Limited | - | - | - | - | - | 42.85 | - | - | - | 42.85 |
| Essar Shipping DMCC | - | - | 4.63 | - | - | - | - | - | 4.63 | - |
| Arkay Logistics Limited | - | - | - | - | 0.65 | 0.14 | - | - | 0.65 | 0.14 |
| Essar Bulk Terminal Limited | - | - | - | - | 0.26 | 0.32 | - | - | 0.26 | 0.32 |
| Total | - | - | 4.63 | - | 0.91 | 43.31 | - | - | 5.54 | 43.31 |
| Repairs & Maintenance Charges | | | | | | | | | | |
| Essar Steel India Limited | - | - | - | - | 0.13 | 0.28 | - | - | 0.13 | 0.28 |
| AGC Networks Limited | - | - | - | - | 0.01 | - | - | - | 0.01 | - |
| Contribution to staff provident fund | | | | | | | | | | |
| Essar Shipping Staff Provident Fund Trust | - | - | - | - | 1.66 | 0.82 | - | - | 1.66 | 0.82 |
| Interest on finance lease obligations | | | | | | | | | | |
| Essar Shipping DMCC | - | - | 25.69 | 23.07 | - | - | - | - | 25.69 | 23.07 |
| Provision for Impairment | | | | | | | | | | |
| Energy II Limited | - | - | 175.36 | - | - | - | - | - | 175.36 | - |
| OGD Services Holdings Limited | - | - | 1,924.58 | 1,400.00 | - | - | - | - | 1,924.58 | 1,400.00 |
| OGD Services Limited | - | - | 643.71 | - | - | - | - | - | 643.71 | - |
| Arkay Logistics Limited | - | - | - | - | 35.77 | - | - | - | 35.77 | - |
| Loans & Advances Given | | | | | | | | | | |
| Essar Shipping DMCC | - | - | 722.72 | - | - | - | - | - | 722.72 | - |

does not include the amount payable towards gratuity and compensated absences by the Company, as the same is calculated by the Company as a whole on actuarial basis.

h) Outstanding balances with related parties:

| Nature of transactions | Holding Companies / Promoter group companies | | Subsidiaries / Step down subsidiaries | | Fellow subsidiaries/ Trust/associates | | Managerial remuneration / Sitting fees | | Total | |
|--|--|----------------------|---------------------------------------|----------------------|---------------------------------------|----------------------|--|----------------------|----------------------|----------------------|
| | As at 31 March, 2020 | As at 31 March, 2019 | As at 31 March, 2020 | As at 31 March, 2019 | As at 31 March, 2020 | As at 31 March, 2019 | As at 31 March, 2020 | As at 31 March, 2019 | As at 31 March, 2020 | As at 31 March, 2019 |
| | Trade and other receivables | | | | | | | | | |
| Essar Steel India Limited | - | - | - | - | - | 19.54 | - | - | - | 19.54 |
| Essar Shipping DMCC | - | - | 0.90 | 8.46 | - | - | - | - | 0.90 | 8.46 |
| Essar Shipping (Cyprus) Limited | - | - | - | - | 2.33 | - | - | - | 2.33 | - |
| Essar Ports Limited | - | - | - | - | 0.13 | 0.50 | - | - | 0.13 | 0.50 |
| Total | - | - | 0.90 | 8.46 | 2.46 | 20.04 | - | - | 3.37 | 28.50 |
| Unbilled revenue receivable | | | | | | | | | | |
| Essar Steel India Limited | - | - | - | - | - | 0.14 | - | - | - | 0.14 |
| Total | - | - | - | - | - | 0.14 | - | - | - | 0.14 |
| Loans and advances (including interest accrued) | | | | | | | | | | |
| OGD Services Limited | - | - | 14.71 | 19.14 | - | - | - | - | 14.71 | 19.14 |
| Essar Shipping DMCC | - | - | 762.88 | - | - | - | - | - | 762.88 | - |
| Energy Transportation International Limited | - | - | - | 4.41 | - | - | - | - | - | 4.41 |
| IDH International Drilling Holdco Limited | 0.48 | 3.83 | - | - | - | - | - | - | 0.48 | 3.83 |
| Essar Shipping Employee Stock Options Trust | - | - | - | - | 0.41 | 0.41 | - | - | 0.41 | 0.41 |
| Total | 0.48 | 3.83 | 777.59 | 23.54 | 0.41 | 0.41 | - | - | 778.48 | 27.78 |

| | | | | | | | | | | |
|---|---|---|--------|----------|--------|--------|---|---|----------|----------|
| Finance lease obligation | | | | | | | | | | |
| Essar Shipping DMCC | - | - | 613.95 | 563.34 | - | - | - | - | 613.95 | 563.34 |
| Advance received from customer | | | | | | | | | | |
| Arkay Logistics Limited | - | - | - | - | 4.50 | 5.64 | - | - | 4.50 | 5.64 |
| Advance received against sale of vessel | | | | | | | | | | |
| Essar Shipping DMCC | - | - | 331.26 | 331.26 | - | - | - | - | 331.26 | 331.26 |
| Intercorporate deposits payable | | | | | | | | | | |
| Essar Steel Metal Trading Limited | - | - | - | - | 183.16 | 205.05 | - | - | 183.16 | 205.05 |
| Interest accrued on intercorporate deposits | | | | | | | | | | |
| Essar Steel India Limited | - | - | - | - | - | 13.02 | - | - | - | 13.02 |
| Trade Payables | | | | | | | | | | |
| Arkay Logistics Limited | - | - | - | - | 1.19 | - | - | - | 1.19 | - |
| Energy II Limited | - | - | - | 2.13 | - | - | - | - | - | 2.13 |
| Essar Shipping Staff Provident Fund Trust | - | - | - | - | 0.14 | 0.18 | - | - | 0.14 | 0.18 |
| Essar Bulk Terminal Limited | - | - | - | - | 2.99 | 3.38 | - | - | 2.99 | 3.38 |
| AGC Networks Limited | - | - | - | - | 0.53 | - | - | - | 0.53 | - |
| Essar Shipping (Cyprus) Limited | - | - | - | - | 22.03 | 25.82 | - | - | 22.03 | 25.82 |
| Total | - | - | - | 2.13 | 26.88 | 29.38 | - | - | 26.88 | 31.51 |
| Interest accrued on finance lease obligation | | | | | | | | | | |
| Essar Shipping DMCC | - | - | 47.36 | 22.83 | - | - | - | - | 47.36 | 22.83 |
| Guarantees given on behalf of others | | | | | | | | | | |
| Essar Shipping DMCC | - | - | - | 657.27 | - | - | - | - | - | 657.27 |
| OGD Services Limited | - | - | 876.07 | 918.66 | - | - | - | - | 876.07 | 918.66 |
| OGD Services Holding Limited | - | - | 30.15 | 27.67 | - | - | - | - | 30.15 | 27.67 |
| Varada Drilling One Pte. Limited & Varada Drilling Two Pte. Limited | - | - | - | - | 226.16 | - | - | - | 226.16 | - |
| Total | - | - | 906.22 | 1,603.60 | 226.16 | - | - | - | 1,132.38 | 1,603.60 |

28 Going Concern

As at 31 March, 2020, the Company's Current Liabilities exceed its Current Assets by ₹ 1,781.27 crore, further there are accumulated losses of ₹ 7,966.66 crore as against capital and reserves of ₹ 5,217.74 crore and the company has also defaulted on several loans and recovery actions have been initiated by the lenders. The company has also defaulted on payment of some statutory dues. Company has received notices from DRT/NCLT for enforcement of Guarantee given by the company on behalf of a subsidiary company. The lenders have also filed similar recovery applications against the said subsidiary. The following steps are being taken by the management to remedy the position;

- 1) Loan from a public financial institution along with interest accrued thereon amounting to ₹ 1,352.49 crore classified as Current is expected to be settled as per the one time settlement approved.
- 2) Company has proposed settlement / restructuring plan with some of the lenders through monetisation of some assets and management is confident of getting positive outcome from the lenders.
- 3) The Subsidiary company has received settlement plan from one of the lenders and they have successfully settled the loan during the year. Management of subsidiary has proposed the settlement / restructuring plan with balance lenders based on the revenue generation plan and management is confident of getting positive outcome from the lenders
- 4) The company has formulated the business plan to turn profitable in the coming years.

Based on the above, the management feels that the company will in the future be able to turn around, start making profits and be able to meet its liabilities (including statutory liabilities) as and when they become due. The financial statements are accordingly prepared on going concern basis.

29 Impact of COVID-19

The global spread of COVID-19 has led to an uncertain and unpredictable path ahead for all of us. The pandemic has especially hit the shipping industry hard with a drastic reduction in cargo movements worldwide. There has been a considerable reduction in revenue of the company. The company has evaluated its liquidity position and of recoverability and carrying values of its assets and have concluded that no material adjustments required at this stage except note no. 18.

30 Expenditure on corporate social responsibility (CSR)

In pursuance of the provisions of the Companies Act, 2013, The Company is required to spend two percent of the average net profits for the three immediately preceding financial years towards CSR activities. Due to the occurrence of net losses in the three preceding financial years, the Company is not required to spend any amount on CSR.

31 Subsequent event

Loan from a public financial institution along with interest accrued thereon amounting to ₹ 1352.49 crore is classified as current liability, for which the company has received in-principle approval for one time settlement (OTS) from the lender.

32 The previous year figures have been regrouped / reclassified wherever necessary to correspond with the current year's classification / disclosure.**As per our attached report of even date**

For C N K & Associates LLP
Chartered Accountants
Firm Registration No. : 101961 W/W-100036

Sd/-
Himanshu Kishnadwala
Partner
Membership No. 37391

Mumbai
29 June, 2020

Sd/-
Capt. Rahul Bhargava
Director
(DIN: 07618915)

Sd/-
Ketan Shah
Chief Financial Officer

Mumbai
29 June, 2020

For and on behalf of the Board

Sd/-
N. Srinivasan
Director
(DIN: 0004195)

Sd/-
Jyotsna Gupta
Company Secretary
Membership No. ACS 23899

INDEPENDENT AUDITOR'S REPORT

To the Members of Essar Shipping Limited

Report on the Audit of the Consolidated Financial Statements

Opinion

We have audited the accompanying consolidated Ind AS financial statements of **Essar Shipping Limited** (hereinafter referred to as "the Holding Company") and its subsidiaries (the Holding Company and its subsidiaries together referred to as "the Group") and its associate comprising of the Balance Sheet as at 31 March, 2020, the Consolidated Statement of Profit and Loss (including other comprehensive income), the Consolidated statement of Cash Flows and Consolidated Statement Of Changes in Equity for the year then ended, and a summary of significant accounting policies and other explanatory information (hereinafter referred to as "the consolidated financial statements").

In our opinion and to the best of our information and according to the explanations given to us, the aforesaid consolidated financial statements give the information required by the Companies Act, 2013 ("the Act") in the manner so required and give a true and fair view in conformity with the Indian Accounting Standards prescribed under section 133 of the Act read with the Companies (Indian Accounting Standards) Rules, 2015, as amended, ("Ind AS") and other accounting principles generally accepted in India, of the consolidated state of affairs of the Group and its associate as at 31 March, 2020 and their consolidated loss (including other comprehensive income), their consolidated cash flows and the consolidated changes in equity for the year ended on that date.

Basis for Opinion

We conducted our audit in accordance with the Standards on Auditing (SAs) specified under section 143(10) of the Act. Our responsibilities under those standards are further described in the Auditor's Responsibilities for the Audit of the Consolidated Financial Statements section of our report. We are independent of the Company in accordance with the Code of Ethics issued by the Institute of Chartered Accountants of India (ICAI) together with the ethical requirements that are relevant to our audit of the consolidated financial statements under the provisions of the Act and the Rules thereunder, and we have fulfilled our other ethical responsibilities in accordance with these requirements and the ICAI's Code of Ethics. We believe that the audit evidence we have obtained is sufficient and appropriate to provide a basis for our opinion on the consolidated financial statements.

Material Uncertainty Related to Going Concern

We draw attention to Note No. 27 to the consolidated financial statements, which indicates that as on 31 March, 2020 the

Group has accumulated losses of Rs. 9,555.28 crore as against capital and reserves of Rs. 5,333.82 crore. The Group's Holding Company has also defaulted on several loans and recovery actions initiated by the lenders. The Group's current liabilities exceeds its current assets as on 31 March, 2020. This indicates that a material uncertainty exists that may cast doubt on the Group's ability to continue as a going concern. The Group however has represented that, as mentioned in Note No. 27 to the consolidated financial statements, necessary steps have been taken to meet liabilities as and when they become due for payment.

Our opinion on the consolidated financial statements is not modified for the above matter.

Emphasis of Matter

- a. We draw attention to our observations in above paragraph of "**Material Uncertainty Related to Going Concern**" whereby, inspite of several factors mentioned therein, the consolidated financial statements are prepared on "Going Concern" basis;
- b. We draw attention to Note No. 4(D) of the consolidated financial statements wherein the Group had recognized revenue in the previous year amounting to Rs. 369.81 crore (including accrued interest upto 31 March 2018) based on compensation granted to the Group by arbitration proceedings for breach of contract terms by a charterer and the same remains outstanding as on 31 March, 2020. The Group is confident of full recovery of its claims. However pending conclusion of the same, no further interest is accrued on the income;
- c. Note No. 9(A) of the Consolidated Financial statements which states that the Holding Company had issued standby letter of credits (SBLCs) with three banks for Rs. 687.37 crore to secure a loan availed by a subsidiary, which were invoked during the year. The Group is taking up matter with respective bank to settle the loans through monetization of assets;
- d. In case of certain subsidiaries, the respective auditors have pointed out that the concerned financial statements have been prepared on going concern basis, in view of the representation by the management that it is confident of restructuring its borrowings to address cash flow mismatches.

Our Opinion is not modified in respect of the above matters and in case of point (b) above our opinion was not modified in respect of previous year as well.

Key Audit Matters

Key audit matters are those matters that, in our professional judgment, were of most significance in our audit of the consolidated financial statements of the current period. These matters were addressed in the context of our audit of the consolidated financial statements as a whole, and in forming our opinion thereon, and we do not provide a separate opinion on these matters. In addition to the matters described in the Material Uncertainty Related to Going Concern paragraph, we have determined the matters described below to be the key audit matters to be communicated in our report:

| Key Audit Matter | How the matter was addressed in our report |
|---|---|
| <p><u>Going concern</u> As on 31 March, 2020 the Group has accumulated losses of Rs. 9,555.28 crore as against capital and reserves of Rs. 5,333.82 crore. The Group has also defaulted on several loans and lenders have initiated recovery proceedings as mentioned in Note No. 27 of the consolidated financial statements. The Group's current liabilities exceeds its current assets as on March 31, 2020 (Refer Note No. 27 of consolidated financial statements). All these factors indicates that a material uncertainty exists that may cast doubt on the Group's ability to continue as a going concern.</p> | <p>Our audit included but was not limited to the following activities:</p> <ol style="list-style-type: none"> 1. Requested and obtained external confirmation of balances from each of these lenders to confirm the balance outstanding as on 31 March, 2020; 2. Assessing management's steps to be taken to meet liabilities as and when they become due for payment; 3. Obtained and evaluated the Groups plans to repay these loans (with interest) through communication letters and the extent of steps taken for the same; 4. Obtaining and evaluating various communications with the lenders for the one-time settlement proposed by the company. <p>We have obtained supporting evidence for the key assumptions made and the disclosures in Note No. 9(A) of the consolidated financial statements.</p> |
| <p><u>Impairment of Property, Plant and Equipment</u> The Group had carried out a review of its business, outlook for the industry and operating plans. Following this review, the management has assessed the carrying values of plant and machinery. An impairment of Rs. 664.46 crore has been recorded to reduce the carrying values of certain plant and machinery to their estimated recoverable values, which is higher of fair value less costs of disposal and value in use.</p> <p><u>Impairment of Investment in associate</u> The Group had investment of Rs. 35.77 crore in one of its associate as at 31 March 2020. Following an internal management review including a process of validating various operational assumptions impacting the estimated future cash flows from that associate, the Group has assessed this investment. Whole of the amount have been fully impaired on the basis of an independent external valuer's report.</p> | <p>Our procedures in relation to management's impairment assessment of property, plant and equipment included:</p> <ol style="list-style-type: none"> 1. Assessing the methodologies used by the external valuer to estimate resale/recoverable values and by management to estimate values in use. 2. Evaluating the independent valuer's competence, capabilities and objectivity. 3. Assessing management's key assumptions used to estimate values in use. 4. Considering the potential impact of reasonably possible downside changes in these key assumptions. 5. Compliance with Ind AS 36 on 'Impairment of Assets'. |
| <p><u>Evaluation of Litigation matters</u> The Group has certain significant open legal proceedings under arbitration for various matters with the Lenders and Customers, continuing from earlier years (Refer Note No. 22 and 27 of consolidated financial statements)</p> | <p>Our audit included but was not limited to the following activities:</p> <ol style="list-style-type: none"> 1. Assessing management's position through discussions with the external legal opinions obtained by the Group (where considered necessary) on both, the probability of success in the aforesaid cases, and the magnitude of any potential loss; 2. Discussion with the management on the development in these litigations during the year ended 31 March, 2020; 3. Review of the disclosures made by the Company in the consolidated financial statements in this regard; 4. Obtained representation letter from the management on the assessment of these matters. |

Information other than the consolidated financial statements and Auditor's Report thereon

The Holding Company's Board of Directors is responsible for the preparation of the other information. The other information comprises of the information included in the Annual Report including its annexures, Corporate Governance and Shareholder's Information, but does not include the consolidated financial statements and our auditors' report thereon. The Holding Company's annual report is expected to be made available to us after the date of this auditor's report.

Our opinion on the consolidated financial statements does not cover the other information and we will not express any form of assurance conclusion thereon.

In connection with our audit of the consolidated financial statements, our responsibility is to read the other information and, in doing so, consider whether the other information is materially inconsistent with the consolidated financial statements or our knowledge obtained during the course of our audit or otherwise appears to be materially misstated.

If, based on the work we have performed, we conclude that there is a material misstatement of this other information, we are required to report that fact.

Responsibilities of the management and those charged with governance for the consolidated financial statements

The Holding Company's Board of Directors is responsible for the matters stated in section 134(5) of the Act, with respect to the preparation of these consolidated financial statements that give a true and fair view of the financial position, financial performance, total comprehensive income, changes in equity and cash flows of the Group in accordance with Ind AS and other accounting principles generally accepted in India. This responsibility also includes maintenance of adequate accounting records in accordance with the provisions of the Act for safeguarding of the assets of the Group and for preventing and detecting frauds and other irregularities; selection and application of appropriate accounting policies; making judgments and estimates that are reasonable and prudent; and design, implementation and maintenance of adequate internal financial controls, that were operating effectively for ensuring the accuracy and completeness of the accounting records, relevant to the preparation and presentation of the consolidated financial statements that give a true and fair view and are free from material misstatement, whether due to fraud or error, which have been used for the purpose of preparation of the consolidated financial statements by the Board of Directors of the Holding Company, as aforesaid.

In preparing the consolidated financial statements, the respective Board of Directors of the Companies included in

the Group are responsible for assessing the Group's ability to continue as a going concern, disclosing, as applicable, matters related to going concern and using the going concern basis of accounting unless the management either intends to liquidate the Group or to cease operations, or has no realistic alternative but to do so.

The respective Board of Directors of the Companies included in the Group are also responsible for overseeing the Group's financial reporting process.

Auditor's Responsibility for the Audit of consolidated financial statements

Our objectives are to obtain reasonable assurance about whether the consolidated financial statements as a whole are free from material misstatement, whether due to fraud or error, and to issue an independent auditor's report that includes our opinion.

Reasonable assurance is a high level of assurance, but is not a guarantee that an audit conducted in accordance with Standards on Auditing will always detect a material misstatement when it exists. Misstatements can arise from fraud or error and are considered material if, individually or in aggregate, they could reasonably be expected to influence the economic decisions of users taken on the basis of these consolidated financial statements.

As part of an audit in accordance with Standards on Auditing, we exercise professional judgment and maintain professional skepticism throughout the audit. We also:

- Identify and assess the risks of material misstatement of the consolidated financial statements, whether due to fraud or error, design and perform audit procedures responsive to those risks, and obtain audit evidence that is sufficient and appropriate to provide a basis for our opinion. The risk of not detecting a material misstatement resulting from fraud is higher than for one resulting from error, as fraud may involve collusion, forgery, intentional omissions, misrepresentations, or the override of internal control.
- Obtain an understanding of internal control relevant to the audit in order to design audit procedures that are appropriate in the circumstances. Under section 143(3) (i) of the Act, we are not responsible for expressing our opinion on whether the Holding Company has adequate internal financial control systems in place and the operating effectiveness of such controls.
- Evaluate the appropriateness of accounting policies used and the reasonableness of accounting estimates and related disclosures made by management.
- Conclude on the appropriateness of management's use of the going concern basis of accounting and, based on the audit evidence obtained, whether a material

uncertainty exists related to events or conditions that may cast significant doubt on the ability of the Group and its associate to continue as a going concern. If we conclude that a material uncertainty exists, we are required to draw attention in our auditor's report to the related disclosures in the consolidated financial statements or, if such disclosures are inadequate, to modify our opinion. Our conclusions are based on the audit evidence obtained up to the date of our auditors' report. However, future events or conditions may cause the Group and its associate to cease to continue as a going concern.

- Evaluate the overall presentation, structure and content of the consolidated financial statements, including the disclosures, and whether the consolidated financial statements represent the underlying transactions and events in a manner that achieves fair presentation.
- Obtain sufficient appropriate audit evidence regarding the financial information of the entities within the Group and its associate to express an opinion on the consolidated financial statements. We are responsible for the direction, supervision and performance of the audit of financial information of the entities included in the consolidated financial statements. We remain solely responsible for our audit opinion.

Materiality is the magnitude of misstatements in the consolidated financial statements that, individually or in aggregate, makes it probable that the economic decisions of a reasonably knowledgeable user of the consolidated financial statements may be influenced. We consider quantitative materiality and qualitative factors in (i) planning the scope of our audit work and in evaluating the results of our work; and (ii) to evaluate the effect of any identified misstatements in the consolidated financial statements.

We communicate with those charged with governance regarding, among other matters, the planned scope and timing of the audit and significant audit findings, including any significant deficiencies in internal control that we identify during our audit.

We also provide those charged with governance with a statement that we have complied with relevant ethical requirements regarding independence, and to communicate with them all relationships and other matters that may reasonably be thought to bear on our independence, and where applicable, related safeguards.

From the matters communicated with those charged with governance, we determine those matters that were of most significance in the audit of consolidated financial statements of the current period and are therefore the Key Audit Matters. We describe these matters in our auditor's report unless law or regulation precludes public disclosures about the matters or

when, in extremely rare circumstances, we determine that a matter should not be communicated in our report because the adverse consequences of doing so would reasonably be expected to outweigh the public interest benefits of such communication.

Other Matters

- (a) We did not audit the financial statements and other financial information, in respect of one subsidiary, whose Ind AS financial statements include total assets of Rs. 207.75 crore as at 31 March, 2020, and total revenues of Rs. 65.92 crore, and total comprehensive income (comprising of net loss after tax and other comprehensive income) of Rs. 22.25 crore for the year ended on 31 March, 2020, which have been audited by other auditor whose financial statements, other financial information and auditor's report have been furnished to us by the management. Our opinion on the consolidated financial statements, in so far as it relates to the amounts and disclosures included in respect of this subsidiary is based solely on the report of such other auditor and the procedures performed by us are as stated in paragraph above.
- (b) The accompanying consolidated financial statements also includes unaudited financial statements and other unaudited financial information in respect of two step-down subsidiaries and one associate, whose financial statements and other financial information reflect Group's share of total assets of Rs. 6.83 crore as at 31 March, 2020, Group's share of total revenue of Rs. 0.78 crore and Group's share of total net loss after tax of Rs. 7.42 crore for the year ended on 31 March, 2020. These unaudited financial statements and other unaudited financial information have been furnished to us by the Board of Directors and our opinion on the consolidated financial statements, in so far as it relates to the amounts and disclosures included in respect of these subsidiaries and associate is based solely on such unaudited financial statements and other unaudited financial information. In our opinion and according to the information and explanations given to us by the Board of Directors, these unaudited financial statements and other unaudited financial information are not material to the Group.
- (c) One Subsidiary have been liquidated and two associate companies having an investment value of Rs. 62.54 crore have not been consolidated since they are under liquidation.

Our opinion on the consolidated financial statements, and our report on Other Legal and Regulatory Requirements below is not modified in respect of the above matters with respect to our reliance on the work done and the reports of the other auditor and the unaudited financial statements and other unaudited financial information certified by the Board of Directors.

Report on Other Legal and Regulatory Requirements

As required by Section 143 (3) of the Act, we report, to the extent applicable that:

- (a) We have sought and obtained all the information and explanations which to the best of our knowledge and belief were necessary for the purposes of our audit of the aforesaid consolidated financial statements;
- (b) In our opinion proper books of account as required by law relating to preparation of the aforesaid consolidated financial statements have been kept by the Holding company, its subsidiaries included in the group and associate companies so far as it appears from our examination of those books and the reports of the other auditors;
- (c) The Consolidated Balance Sheet, the Consolidated Statement of Profit and Loss (including other comprehensive income), the Consolidated Cash Flow Statement and the Consolidated Statement of Changes in Equity dealt with by this Report are in agreement with the relevant books of account maintained for the purpose of preparation of the consolidated financial statements;
- (d) In our opinion the aforesaid consolidated financial statements comply with the Ind AS specified under Section 133 of the Act, read with the relevant rules issued there under;
- (e) The Going Concern matter described under the “Material Uncertainty Related to Going Concern” paragraph and point 1 and 4 under the Emphasis Matter of paragraph above, in our opinion, may have an adverse effect on the functioning of the Group;
- (f) On the basis of the written representations received from the directors of the Holding Company as on 31 March, 2020, taken on record by the Board of Directors of the Holding Company and its subsidiaries incorporated in India, none of the directors of the Group’s companies and its associate, incorporated in India, is disqualified as on March 31, 2020 from being appointed as directors in terms of Section 164 (2) of the Act;
- (g) With respect to the adequacy of the internal financial controls with reference to consolidated financial statements of the Group and the operating effectiveness of such controls, refer to our separate report in ‘**Annexure A**’. Our report is modified on the adequacy and operating effectiveness of the Group’s internal financial controls with reference to consolidated financial statements;
- (h) With respect to the other matters to be included in the Auditor’s Report in accordance with the requirements of section 197(16) of the Act, as amended:

In our opinion and to the best of our information and according to the explanations given to us, remuneration paid by the Holding Company, its subsidiary and its associate incorporated in India to its directors during the year is in accordance with requisite approvals mandated by the provisions of Section 197, read with Schedule V of the Act;

- (i) With respect to the other matters to be included in the Auditor’s Report in accordance with Rule 11 of the Companies (Audit and Auditors) Rules, 2014, in our opinion and to the best of our information and according to the explanations given to us:
 - (i) The consolidated financial statements disclose the impact of pending litigations as at 31 March , 2020 on the consolidated financial position of the Group and its associate - Refer Note No. 22 to the consolidated financial statements;
 - (ii) The Group did not have any long-term contracts including derivative contracts for which there were material foreseeable losses;
 - (iii) There were no amounts that were required to be transferred to the investor education protection fund by the Holding Company, its subsidiary company and associate, incorporated in India.

For **C N K & Associates LLP**
Chartered Accountants

Firm registration number: 101961 W/W-100036

Sd/-

Himanshu Kishnadwala

Partner

Membership number: 37391

UDIN: 20037391AAAADB4143

Place: Mumbai

Date: June 29 2020

Annexure - A to the Independent Auditors' Report

Report on the Internal Financial Controls under Clause (i) of Sub-section 3 of Section 143 of the Companies Act, 2013 ("the Act")

Opinion

In conjunction with our audit of the consolidated financial statements of **Essar Shipping Limited** ("the Holding Company") for the year ended March 31, 2020, we have audited the internal financial controls with reference to consolidated financial statements of the Holding Company, its subsidiary company and its associate, incorporated in India as of that date.

In our opinion and to the best of our information and according to the explanations given to us, except In case of a step down subsidiary, although mitigating controls exist, the preventive controls with respect to inventory module needs to be strengthened, the Holding Company and its subsidiary companies, incorporated in India have, in all material respects, an adequate internal financial controls system with reference to consolidated financial statements and such internal financial controls with reference to consolidated financial statements were operating effectively as at 31 March, 2020, based on the internal control with reference to consolidated financial statements criteria established by the Company considering the essential components of internal control stated in the Guidance Note on Audit of Internal Financial Controls Over Financial Reporting issued by the Institute of Chartered Accountants of India.

Management's Responsibility for Internal Financial Controls

The respective Board of Directors of the Holding company, its subsidiary company and its associate, incorporated in India, are responsible for establishing and maintaining internal financial controls based on the internal controls with reference to consolidated financial statements criteria established by the company considering the essential components of internal controls stated in the Guidance Note on Audit of Internal Financial Controls Over Financial Reporting issued by the Institute of Chartered Accountants of India (ICAI). These responsibilities include the design, implementation and maintenance of adequate internal financial controls that were operating effectively for ensuring the orderly and efficient conduct of its business, including adherence to the respective company's policies, the safeguarding of its assets, the prevention and detection of frauds and errors, the accuracy and completeness of the accounting records, and the timely preparation of reliable financial information, as required under the Act.

Auditors' Responsibility

Our responsibility is to express an opinion on the Holding Company, its subsidiary company and its associate,

incorporated in India, internal financial controls with reference to consolidated financial statements based on our audit. We conducted our audit in accordance with the Guidance Note on Audit of Internal Financial Controls Over Financial Reporting (the "Guidance Note") and the Standards on Auditing, issued by ICAI and deemed to be prescribed under section 143(10) of the Companies Act, 2013, to the extent applicable to an audit of internal financial controls, both issued by the Institute of Chartered Accountants of India. Those Standards and the Guidance Note require that we comply with ethical requirements and plan and perform the audit to obtain reasonable assurance about whether adequate internal financial controls with reference to consolidated financial statements was established and maintained and if such controls operated effectively in all material respects.

Our audit involves performing procedures to obtain audit evidence about the adequacy of the internal financial controls system with reference to consolidated financial statements and their operating effectiveness. Our audit of internal financial controls with reference to consolidated financial statements included obtaining an understanding of internal financial controls with reference to consolidated financial statements, assessing the risk that a material weakness exists, and testing and evaluating the design and operating effectiveness of internal control based on the assessed risk. The procedures selected depend on the auditor's judgment, including the assessment of the risks of material misstatement of the financial statements, whether due to fraud or error.

We believe that the audit evidence we have obtained is sufficient and appropriate to provide a basis for our audit opinion on the Company's internal financial controls system with reference to consolidated financial statements.

Meaning of Internal Financial Controls with reference to consolidated financial statements

A company's internal financial control with reference to consolidated financial statements is a process designed to provide reasonable assurance regarding the reliability of financial reporting and the preparation of consolidated financial statements for external purposes in accordance with generally accepted accounting principles. A company's internal financial control with reference to consolidated financial statements includes those policies and procedures that (1) pertain to the maintenance of records that, in reasonable detail, accurately and fairly reflect the transactions and dispositions of the assets of the company; (2) provide reasonable assurance that transactions are recorded as necessary to permit preparation of consolidated financial statements in accordance with generally accepted accounting principles, and that receipts and expenditures of the company are being made only in accordance with

authorizations of management and directors of the company; and (3) provide reasonable assurance regarding prevention or timely detection of unauthorized acquisition, use, or disposition of the company's assets that could have a material effect on the consolidated financial statements.

Inherent Limitations of Internal Financial Controls with reference to consolidated financial statements

Because of the inherent limitations of internal financial controls with reference to consolidated financial statements, including the possibility of collusion or improper management override of controls, material misstatements due to error or fraud may occur and not be detected. Also, projections of any evaluation of the internal financial controls with reference to consolidated financial statements to future periods are subject to the risk

that the internal financial control with reference to consolidated financial statements may become inadequate because of changes in conditions, or that the degree of compliance with the policies or procedures may deteriorate.

For **C N K & Associates LLP**

Chartered Accountants

Firm Registration Number: 101961 W/W-100036

Sd/-

Himanshu Kishnadwala

Partner

Membership Number: 37391

UDIN: 20037391AAAADB4143

Place: Mumbai

Date: June 29, 2020

Consolidated Balance Sheet as at 31 March, 2020

| Particulars | Note no. | (₹ in crore) | |
|--|----------|-------------------------|-------------------------|
| | | As at 31 March, 2020 | As at 31 March, 2019 |
| ASSETS | | | |
| 1 Non-current assets | | | |
| (a) Property, plant and equipments | 2 (A) | 1,002.81 | 1,812.42 |
| (b) Capital work- in- progress | 2 (A) | 10.80 | 10.80 |
| (c) Goodwill on consolidation | 2 (B) | - | 1,336.31 |
| (d) Investments | 3 | 0.00 | 41.98 |
| (e) Financial assets | | | |
| - Other financial assets | 4 (D) | 0.49 | 19.50 |
| (f) Other non-current assets | 5 | 15.78 | 7.45 |
| Total non-current assets | | 1,029.88 | 3,228.46 |
| 2 Current assets | | | |
| (a) Investments | 3 | - | 0.01 |
| (b) Inventories | 6 | 21.65 | 30.01 |
| (c) Financial assets | | | |
| i. Trade and other receivables | 4 (A) | 71.99 | 155.63 |
| ii. Cash and bank balances | 4 (B) | 44.30 | 24.64 |
| iii. Loans | 4 (C) | 464.76 | 380.35 |
| iv. Other financial assets | 4 (D) | 497.42 | 562.87 |
| (d) Other current assets | 7 | 215.44 | 180.62 |
| Total current assets | | 1,315.56 | 1,334.13 |
| TOTAL ASSETS | | 2,345.44 | 4,562.59 |
| EQUITY AND LIABILITIES | | | |
| 1 Equity | | | |
| Equity share capital | 8 (A) | 206.98 | 206.98 |
| Other Equity | | | |
| Reserves and surplus | 8 (B) | (4,428.44) | (2,116.51) |
| Non-controlling Interests | 8 (B) | 261.46 | 261.80 |
| Total equity | | (3,960.00) | (1,647.73) |
| Liabilities | | | |
| 2 Non-current liabilities | | | |
| Financial liabilities | | | |
| Borrowings | 9 (A) | 1,974.95 | 1,904.19 |
| Total non-current liabilities | | 1,974.95 | 1,904.19 |
| 3 Current liabilities | | | |
| Financial liabilities | | | |
| i. Trade payables | | | |
| - Total outstanding dues to micro and small enterprises | 9 (B) | 10.30 | 17.95 |
| - Total outstanding dues to creditors other than micro and small enterprises | 9 (B) | 250.60 | 266.89 |
| ii. Other financial liabilities | 9 (C) | 4,013.37 | 3,916.39 |
| Employee benefit obligations | 10 | 2.58 | 5.47 |
| Current tax liabilities | 11 (A) | 26.48 | 16.92 |
| Other current liabilities | 11 (B) | 27.16 | 82.51 |
| Total current liabilities | | 4,330.49 | 4,306.13 |
| Total liabilities | | 6,305.44 | 6,210.32 |
| TOTAL EQUITY AND LIABILITIES | | 2,345.44 | 4,562.59 |

See accompanying notes forming part of the consolidated financial statements

As per our attached report of even date

For CN K & Associates LLP
Chartered Accountants
Firm Registration No. : 101961 W/W-100036

Sd/-
Himanshu Kishnadwala
Partner
Membership No. 37391

Mumbai
29 June, 2020

Sd/-
Capt. Rahul Bhargava
Director
(DIN: 07618915)

Sd/-
Ketan Shah
Chief Financial Officer

Mumbai
29 June, 2020

For and on behalf of the Board

Sd/-
N. Srinivasan
Director
(DIN: 0004195)

Sd/-
Jyotsna Gupta
Company Secretary
Membership No. ACS 23899

Consolidated Statement of Profit and Loss for the period ended 31 March, 2020

(₹ in crore)

| Particulars | Note No. | Year ended 31 March, 2020 | Year ended 31 March, 2019 |
|--|----------|------------------------------|------------------------------|
| Income: | | | |
| Revenue from operations | 12 | 1,344.15 | 1,309.18 |
| Other income | 13 | 150.14 | 57.30 |
| Total income | | 1,494.30 | 1,366.48 |
| Expenses: | | | |
| Operating expenses | 14 | 898.90 | 782.71 |
| Employee benefits expense | 15 | 111.56 | 125.57 |
| Finance costs | 16 | 432.58 | 395.74 |
| Depreciation | 2 (A) | 172.25 | 282.49 |
| Other expenses | 17 | 73.09 | 69.11 |
| Total expenses | | 1,688.37 | 1,655.62 |
| Profit / (loss) before exceptional items and tax | | (194.08) | (289.14) |
| Exceptional items | | | |
| Expenses | 18 | (1,491.66) | (3,486.97) |
| Profit / (loss) after exceptional items and before tax | | (1,685.74) | (3,776.11) |
| Current tax | 19 | (1.11) | (1.45) |
| Profit / (loss) for the year before share in loss of associates | | (1,686.85) | (3,777.56) |
| Share in profit / (loss) of associate | | - | 6.21 |
| Profit / (loss) for the year after exceptional items | | (1,686.85) | (3,771.35) |
| Attributable to: | | | |
| Shareholders of the parent | | (1,681.50) | (3,775.28) |
| Non controlling interests | | (5.35) | 3.93 |
| Profit / (loss) for the year after exceptional items | | (1,686.85) | (3,771.35) |
| Items that will not be reclassified subsequently to profit and loss account | | | |
| Actuarial gain / (loss) | | 2.84 | 1.48 |
| Total other comprehensive gain / (loss) for the year | | 2.84 | 1.48 |
| Total comprehensive profit / (loss) for the year | | (1,684.01) | (3,769.87) |
| Attributable to: | | | |
| Shareholders of the parent | | (1,678.66) | (3,773.80) |
| Non controlling interests | | (5.35) | 3.93 |
| Earnings per share before exceptional items (EPS) | | | |
| Basic (in ₹) | 24 | (9.43) | (13.74) |
| Diluted (in ₹) | 24 | (9.43) | (13.74) |
| Earnings per share after exceptional items (EPS) | | | |
| Basic (in ₹) | 24 | (81.50) | (182.21) |
| Diluted (in ₹) | 24 | (81.50) | (182.21) |

See accompanying notes forming part of the standalone financial statements

As per our attached report of even date

For C N K & Associates LLP
Chartered Accountants
Firm Registration No. : 101961 W/W-100036

Sd/-
Himanshu Kishnadwala
Partner
Membership No. 37391

Mumbai
29 June, 2020

For and on behalf of the Board

Sd/-
Capt. Rahul Bhargava
Director
(DIN: 07618915)

Sd/-
Ketan Shah
Chief Financial Officer

Mumbai
29 June, 2020

Sd/-
N. Srinivasan
Director
(DIN: 0004195)

Sd/-
Jyotsna Gupta
Company Secretary
Membership No. ACS 23899

Consolidated Statement of Cash Flows for the period ended 31 March, 2020

(₹ in crore)

| Particulars | Year ended 31 March, 2020 | Year ended 31 March, 2019 |
|---|------------------------------|------------------------------|
| A CASH FLOW FROM OPERATING ACTIVITIES | | |
| Profit / (Loss) before tax | (1,685.74) | (3,776.13) |
| Adjustments for : | | |
| Exceptional Items | | |
| - Provision / Impairment for doubtful receivables / advances | 71.33 | 1,110.59 |
| - Provision for impairment as per Ind AS 36 in the fair value of the associate based on management assessment & valuation report. | 35.77 | - |
| - Impairment of fixed assets / capital work-in-progress | 664.46 | 687.62 |
| - Impairment of goodwill | 720.10 | 1,688.76 |
| Depreciation | 172.25 | 282.49 |
| Finance costs | 432.58 | 395.74 |
| Interest income | (142.13) | (26.55) |
| Unrealised foreign exchange gain | (6.53) | (0.96) |
| Operating profit before working capital changes | 262.09 | 361.55 |
| Changes in working capital: | | |
| (Increase) / Decrease in inventories | 8.36 | 41.94 |
| (Increase) / Decrease in trade receivables, loans and advances and other assets | 42.82 | (200.63) |
| Increase / (Decrease) in trade payables, other liabilities and short term provisions | (84.33) | (27.53) |
| Cash generated from operations | 228.94 | 175.34 |
| Income taxes refunded / (paid), net | (18.66) | (18.28) |
| Net cash generated from operating activities | 210.28 | 157.06 |
| B CASH FLOW FROM INVESTING ACTIVITIES | | |
| Expenditure on property, plant and equipment | (33.65) | (26.31) |
| Proceeds from sale of property, plant and equipment | - | 65.38 |
| Proceeds from sale of Mutual fund | 0.01 | - |
| Security deposit received/(refunded) | - | (72.23) |
| Proceeds/(Investment) in Bank deposits | 27.57 | - |
| Expenditure on Investments | 41.98 | (6.21) |
| Fixed deposits placed/(matured) for a period of more than three months | - | (4.19) |
| Interest received | 142.13 | 37.97 |
| Net cash (used in) / generated from investing activities | 178.04 | (5.59) |

C. CASH FLOW FROM FINANCING ACTIVITIES

| | | |
|---|-----------------|-----------------|
| Proceeds from long-term loans | - | 747.99 |
| Proceeds from intercorporate deposits | 83.68 | 38.58 |
| Repayment of long-term loans | (129.74) | (151.39) |
| Repayment of short-term loans | - | (445.83) |
| Repayment of other deposits | - | (82.34) |
| Finance costs paid | (216.65) | (343.23) |
| Net cash used in financing activities | (262.71) | (236.21) |
| INCREASE / (DECREASE) IN CASH AND CASH EQUIVALENTS | 125.61 | (84.75) |
| Foreign currency translation reserve | (103.23) | 69.28 |
| Cash and cash equivalents at the beginning of the year | 16.74 | 32.20 |
| Cash and cash equivalents at the end of the year | 39.12 | 16.74 |

Note:

Reconciliation between cash and cash equivalents and cash and bank balances.

| Particulars | As at 31 March, 2020 | As at 31 March, 2019 |
|--|-------------------------|-------------------------|
| Cash and cash equivalents as per cash flow statement | 39.12 | 16.74 |
| Add: margin money deposits not considered as cash and cash equivalents as per Ind AS-7 | 5.18 | 7.90 |
| Cash and bank balances (Restricted and Unrestricted) | 44.30 | 24.64 |

Notes to the statement of cash flows and disclosure of non cash transactions:

- The statement of cashflow is prepared in accordance with the format prescribed as per Ind-AS 7
- In Part-A of Cash Flow Statement, figures in brackets indicate deductions made from the Net Profit for deriving the net cash flow from operating activities. In Part-B and Part-C, figures in bracket indicate cash outflows.

As per our attached report of even date

For C N K & Associates LLP
Chartered Accountants
Firm Registration No. : 101961 W/W-100036

Sd/-
Himanshu Kishnadwala
Partner
Membership No. 37391

Mumbai
29 June, 2020

Sd/-
Capt. Rahul Bhargava
Director
(DIN: 07618915)

Sd/-
Ketan Shah
Chief Financial Officer

Mumbai
29 June, 2020

For and on behalf of the Board

Sd/-
N. Srinivasan
Director
(DIN: 0004195)

Sd/-
Jyotsna Gupta
Company Secretary
Membership No. ACS 23899

Consolidated Statement of Changes in Equity for the period ended 31 March, 2020

| A. Equity Share Capital | | Reserves and Surplus | | | | | | | | | | Non-controlling Interests | Total |
|---|--|----------------------|--------------------|-------------------|-------------------------|-----------------------------------|--------------------------------|---------------------|-----------------|--------------------------------------|----------------------------|---------------------------|------------|
| Particulars | | Equity Share Capital | Securities Premium | Retained Earnings | Debt Redemption Reserve | Share options outstanding reserve | Tonnage tax (utilised) reserve | Tonnage tax reserve | General reserve | Foreign currency translation reserve | Other comprehensive income | | |
| | | (₹ in crore) | | | | | | | | | | | |
| Balance as on 1 April, 2018 | | 206.98 | 3.36 | (4,102.78) | 101.17 | 0.61 | 33.00 | 12.00 | 4,809.05 | 305.41 | 1.20 | 191.77 | 1,354.79 |
| Additions during the year | | - | 52.71 | - | - | - | - | 56.00 | (56.00) | 441.96 | - | 66.10 | 560.78 |
| Balance as on 31 March, 2019 | | 206.98 | - | 6.21 | - | - | - | - | - | - | - | 3.93 | 6.21 |
| Additions during the year | | - | - | (3,781.52) | - | - | - | - | - | - | 1.09 | - | (3,780.42) |
| Balance as on 31 March, 2020 | | 206.98 | 56.07 | (7,878.09) | 101.17 | 0.61 | 33.00 | 68.00 | 4,753.05 | 747.37 | 2.29 | 261.80 | (1,854.71) |
| B. Other Equity | | | | | | | | | | | | | |
| Particulars | | | | | | | | | | | | | |
| Additions during the year | | | 4.75 | - | - | - | - | - | - | (642.30) | - | - | (637.55) |
| Share of profit of associate | | | - | - | - | - | - | - | - | - | - | - | - |
| Profit / (loss) of non-controlling interest | | | - | - | - | - | - | - | - | - | - | (0.34) | (0.34) |
| Profit / (loss) for the year | | | - | (1,677.19) | - | - | - | - | - | - | 2.84 | - | (1,674.35) |
| Balance as on 31 March, 2020 | | | 60.82 | (9,555.28) | 101.17 | 0.61 | 33.00 | 68.00 | 4,753.05 | 105.07 | 5.13 | 261.46 | (4,166.95) |

See accompanying notes forming part of the consolidated financial statements

As per our attached report of even date

Sd/-
Himanshu Kishnadwala
 Partner
 Membership No. 37391

For and on behalf of the Board

Sd/-
Capt. Rahul Bhargava
 Director
 (DIN: 07618915)

Sd/-
N. Srinivasan
 Director
 (DIN: 0004195)

Sd/-
Jyotsna Gupta
 Company Secretary
 Membership No. ACS 23899

Mumbai
 29 June, 2020

Mumbai
 29 June, 2020

Notes forming part of the consolidated financial statements for the year ended 31 March, 2020

Corporate information

Essar Shipping Limited (“the Company” or “ESL”) was incorporated in September 2010 and is listed on the Bombay Stock Exchange and National Stock Exchange in India. The Company is mainly engaged in fleet operating and chartering activities and operates in international and coastal voyages. The Company has also directly and/or through its subsidiaries and associates (hereinafter referred to as “the Group”) invested in diverse business verticals viz. Fleet operating and chartering (tankers and dry bulkers), oilfields services (land rigs and semi-submersible rig) and logistics services (trucks, trailers and tippers). The principal place of business of the Company is in Mumbai, India.

1) BASIS OF CONSOLIDATION AND SIGNIFICANT ACCOUNTING POLICIES

a) Basis of preparation

The consolidated financial statements of the Group have been prepared in accordance with Indian Accounting Standards (hereinafter referred to as Ind-AS) notified under section 133 of Companies Act, 2013 read with the relevant rules issued thereunder.

The Group’s presentation currency is Indian Rupees. All amounts in these financial statements, except per share amounts and unless as stated otherwise, have been rounded off to two decimal places and have been presented in crores.

Authorization of Financial Statements: The Consolidated Financial Statements were authorized for issue in accordance with a resolution of the Board of Directors in its meeting held on 29 June, 2020.

Historical cost convention

The consolidated financial statements have been prepared on a historical cost basis, except for the following:

- Assets held for sale are measured at the lower of carrying value and fair value less costs to sell.
- Defined benefit plans where plan assets measured at fair value.

Going concern basis of accounting

These accounts have been prepared on a going concern basis.

In assessing the Group’s going concern status, the Management has taken account of:

- the financial position of the Group;
- anticipated future trading performance;
- Expected settlement with lenders and asset monetization plans;
- its bank and other facilities, including facilities in default, or due to expire within the next 12 months;
- its capital investment plans;
- the likelihood of any material adverse legal judgments.

Refer Note 27 for further details.

PRINCIPLES OF CONSOLIDATION

The consolidated financial statements relate to Essar Shipping Limited, (‘the Company’), its subsidiary companies and the Group’s share of profit / loss in its associates. The consolidated financial statements have been prepared in accordance with the requirements of Ind AS 110, ‘Consolidated Financial Statements’ on the following basis:

- 1) The financial statements of the subsidiary companies and associates used in the consolidation are drawn upto the same reporting date as that of the Company i.e., 31 March, 2020. These have been consolidated based on latest available financial statements.
- 2) The financial statements of the Company and its subsidiary companies have been combined on a line-by-line basis by adding together like items of assets, liabilities, income and expenses, after eliminating intra-group balances, intra-group transactions and resulting unrealized profits or losses, unless cost cannot be recovered.

- 3) The consolidated financial statements include the share of profit / loss of the associate companies which have been accounted for using equity method as per Ind-AS 28, Accounting for Investments in Associates in Consolidated Financial Statements. Accordingly, the share of profit/ loss of each of the associate companies (the loss being restricted to the cost of investment) has been added to / deducted from the cost of investments.

The excess of cost to the Group of its investments in the subsidiary companies over its share of equity of the subsidiary companies, at the dates on which the investments in the subsidiary companies were made, is recognised as 'Goodwill' being an asset in the consolidated financial statements and is tested for impairment at each balance sheet date and impairment loss, if any, is provided for. On the other hand, where the share of equity in the subsidiary companies as on the date of investment is in excess of cost of investments of the Group, it is recognised as 'Capital Reserve' and shown under the head 'Reserves and Surplus', in the consolidated financial statements. The 'Goodwill' / 'Capital Reserve' is determined separately for each subsidiary company and such amounts are not set off between different entities.

- 4) The difference between the cost of investment in the associate and the share of net assets at the time of acquisition of shares in the associate is identified in the consolidated financial statements as Goodwill or Capital reserve as the case may be.
- 5) Following subsidiary companies and associates have been considered in the preparation of the consolidated financial statements:

| Name of the entity | Relationship | Country of Incorporation | Ownership held by | % of Holding and voting power either directly or indirectly through subsidiary as at | |
|---|--------------|--------------------------|-------------------|--|----------------|
| | | | | 31 March, 2020 | 31 March, 2019 |
| OGD Services Holdings Limited ("OGDSHL") (fka Essar Oilfields Services Limited) | Subsidiary | Mauritius | ESL | 100% | 100% |
| OGD Services Limited ("OGD") (fka Essar Oilfield Services India Limited) | Subsidiary | India | OGDSHL | 100% | 100% |
| Energy Transportation International Limited ("ETIL") (Note ii) | Subsidiary | Bermuda | ESL | NA | 100% |
| Energy II Limited ("EIIIL") | Subsidiary | Bermuda | ESL | 73% | 73% |
| Essar Shipping DMCC ("ES DMCC") | Subsidiary | United Arab Emirates | ESL | 100% | 100% |
| Essar Oilfields Middle East DMCC (Note i) | Subsidiary | Dubai | OGDSHL | 100% | 100% |
| Starbit Oilfield Services India Limited ("SOSIL") (Note i) | Subsidiary | India | OGD | 100% | 100% |
| Varada Drilling One Pte Limited (Note i) | Associate | Singapore | OGD | 28.57% | 28.57% |
| Varada Drilling Two Pte Limited (Note i) | Associate | Singapore | OGD | 28.57% | 28.57% |
| Arkay Logistics Limited ("ALL") (Note i) | Associate | India | ESL | 49% | 49% |

Notes:

- The financial statements of Varada Drilling One Pte Limited, Varada Drilling Two Pte Limited, Arkay Logistics Limited, Essar Oilfields Middle East DMCC and Starbit Oilfield Services India Limited are considered for the purpose of preparation of Consolidated Financial Statements are based on the unaudited financials certified by the respective managements.
- Energy Transportation International Limited was liquidated during FY 2019-20 and ceased to exist as on 31 March, 2020.

b) Use of estimates

The estimates and judgments used in the preparation of the financial statements are continuously evaluated by the Group and are based on historical experience and various other assumptions and factors (including expectations of future events) that the Group believes to be reasonable under the existing circumstances. Differences between actual results and estimates are recognised in the period in which the results are known/ materialised. The management believes that the estimates used in the preparation of financial statements are prudent and reasonable.

The said estimates are based on the facts and events, that existed as at the reporting date, or that occurred after that date but provide additional evidence about conditions existing as at the reporting date.

Critical estimates and judgments

This note provides an overview of the areas that involved a higher degree of judgment or complexity, and items which are more likely to be materially adjusted due to estimates and assumptions turning out to be different than those originally assessed. Detailed information about each of these estimates and judgments is included in relevant notes together with information about the basis of calculation for each affected line item in the financial statements.

The areas involving critical estimates or judgment are:

Estimation of Defined benefit obligation - refer note 10

Estimation of current tax/ deferred tax expenses and payable - refer note 19

Useful lives of property, plant and equipment- refer note 2(A)

Impairment of Goodwill - refer note 2(B)

Impairment of financial and non-financial assets- refer notes 18

Going Concern- refer note 27

c) Current versus non-current classification

The Group presents assets and liabilities in the balance sheet based on current/ non-current classification.

All the assets and liabilities have been classified as current/non-current as per the Group's normal operating cycle and other criteria set out in Division II to Schedule III of the Companies Act, 2013.

The operating cycle is the time between the acquisition of assets for processing and their realisation in cash or cash equivalents. Based on the nature of activities of the Group and the normal time between acquisition of assets and their realisation in cash or cash equivalents, the Company has determined its operating cycle as 12 months for the purpose of classification of its assets and liabilities as current and non-current.

d) Property, plant and equipment

Freehold land is carried at historical cost. All other items of property, plant and equipment (PPE) are stated at cost less accumulated depreciation and impairment losses, if any. Historical cost includes expenditure that is directly attributable to the acquisition of the item.

The cost of an item of PPE comprises its purchase price net of any trade discounts and rebates, any import duties and other taxes (other than those subsequently recoverable from the tax authorities), any directly attributable expenditure including brokerage and start-up costs on making the asset ready for its intended use, other incidental expenses and interest on borrowings attributable to acquisition of qualifying assets up to the date the asset is ready for its intended use.

Subsequent expenditure is capitalized only if it is probable that the future economic benefits associated with the expenditure will flow to the Group.

When significant parts of PPE are required to be replaced at intervals, Group depreciates them separately based on their specific useful lives.

An item of property, plant and equipment and any significant part initially recognised is derecognised upon disposal or when no future economic benefits are expected from its use or disposal. Any gain or loss arising on de-recognition of the asset (calculated as the difference between the net disposal proceeds and the carrying amount of the asset) is included in the income statement when the asset is derecognised.

The residual values, useful lives and methods of depreciation of property, plant and equipment are reviewed at each financial year end and changes if any are accounted in line with revisions to accounting estimates.

Capital Work in Progress:

Capital work in progress is stated at cost, net of impairment losses, if any.

Depreciation:

Depreciation on PPE is provided as per straight line method as per the useful life prescribed in Schedule II of the Companies Act, 2013 except in case of following category of PPE in whose case the life of the items of PPE has been assessed as under based on technical advice, taking into account the nature of the asset, the estimated usage of the asset, the operating condition of the asset, past history of replacement, anticipated technological changes, manufacturer's warranties and maintenance support etc.

| Nature of property, plant and equipment | Useful Life |
|---|-------------|
| Rigs | 3-18 years |

Depreciation on the plant and equipment of the Group's foreign subsidiaries, and associates has been provided on straight-line method/ written down value method as per the estimated useful life of such assets as follows:

| Nature of property, plant and equipment | Useful life |
|---|-------------|
| Plant and machinery | 8-15 years |
| Vehicles | 5 years |
| Computers | 3 years |
| Furniture and fixtures | 10 years |
| Office equipment | 3 years |

Assets costing less than ₹ 5,000/- are fully depreciated in the year of capitalization. Depreciation on additions/deductions to PPE made during the year is provided on a pro-rata basis from / up to the date of such additions /deductions, as the case may be.

The property plant and equipment acquired under finance lease is depreciated over the asset's useful life or over the shorter of the asset's useful life and the lease term if there is no reasonable certainty that the Group will obtain ownership at the end of the lease term.

e) Borrowing costs

General and specific borrowing costs that are directly attributable to the acquisition, construction or production of a qualifying asset are capitalised during the period of time that is required to complete and prepare the asset for its intended use or sale. Borrowing costs directly attributable to the acquisition, construction or production of an asset that necessarily takes a substantial period of time to get ready for its intended use or sale are capitalised as part of the cost of the asset. All other borrowing costs are expensed in the period in which they occur. Borrowing costs consist of interest and other costs that an entity incurs in connection with the borrowing of funds. Borrowing cost also includes exchange differences to the extent regarded as an adjustment to the borrowing costs.

f) A contract is, or contains, a lease if the contract conveys the right to control the use of an identified asset for a period of time in exchange for consideration.

As a lessee

(A) Lease Liability

At the commencement date, the Group measures the lease liability at the present value of the lease payments that are not paid at that date. The lease payments shall be discounted using incremental borrowing rate.

(B) Right-of-use assets

Initially recognised at cost, which comprises the initial amount of the lease liability adjusted for any lease payments made at or prior to the commencement date of the lease plus any initial direct costs less any lease incentives.

Subsequent measurement**(A) Lease Liability**

Group measure the lease liability by (a) increasing the carrying amount to reflect interest on the lease liability; (b) reducing the carrying amount to reflect the lease payments made; and (c) remeasuring the carrying amount to reflect any reassessment or lease modifications.

(B) Right-of-use assets

Subsequently measured at cost less accumulated depreciation and impairment losses. Right-of-use assets are depreciated from the commencement date on a straight line basis over the shorter of the lease term and useful life of the underlying asset.

Short term lease:

Short term lease is that, at the commencement date, has a lease term of 12 months or less. A lease that contains a purchase option is not a short-term lease. If the company elected to apply short term lease, the lessee shall recognise the lease payments associated with those leases as an expense on either a straight-line basis over the lease term or another systematic basis. The lessee shall apply another systematic basis if that basis is more representative of the pattern of the lessee's benefit.

As a lessor

Leases for which the Group is a lessor is classified as a finance or operating lease. Whenever the terms of the lease transfer substantially all the risks and rewards of ownership to the lessee, the contract is classified as a finance lease. All other leases are classified as operating leases.

Lease income is recognised in the statement of profit and loss on straight line basis over the lease term.

Transition to Ind AS 116

Ministry of Corporate Affairs ("MCA") through Companies (Indian Accounting Standards) Amendment Rules, 2019 and Companies (Indian Accounting Standards) Second Amendment Rules, has notified Ind AS 116 Leases which replaces the existing lease standard, Ind AS 17 leases, and other interpretations. Ind AS 116 sets out the principles for the recognition, measurement, presentation and disclosure of leases for both lessees and lessors. It introduces a single, on-balance sheet lease accounting model for lessees.

The Group has adopted Ind AS 116, effective annual reporting period beginning 1st April, 2019 and applied the standard prospectively to its leases.

g) Assets held for sale

Non-current assets are classified as held for sale if their carrying amounts will be recovered through a sale transaction rather than through continuing use. This condition is regarded as met only when the sale is highly probable and the asset is available for immediate sale in its present condition subject only to terms that are usual and customary for sale of such assets.

Non-current assets classified as held for sale are measured at the lower of carrying amount and fair value less cost to sell.

Property, plant and equipment classified as held for sale are not depreciated.

h) Leases

Where the Group as a lessor leases assets under finance leases, such amounts are recognised as receivables at an amount equal to the net investment in the lease and the finance income is recognised based on a constant rate of return on the outstanding net investment.

Assets leased by the Group in its capacity as a lessee, where substantially all the risks and rewards of ownership vest in the Group are classified as finance leases. Such leases are capitalised at the inception of the lease at the lower of the fair value and the present value of the minimum lease payments and a liability is created for an equivalent amount. Each lease rental paid is allocated between the liability and the interest cost so as to obtain a constant periodic rate of interest on the outstanding liability for each year.

Lease arrangements where the risks and rewards incidental to ownership of an asset substantially vest with the lessor are recognised as operating leases. Lease rentals under operating leases are recognised in the Statement of Profit and Loss on a straight-line basis over the lease term.

i) Impairment of non-financial assets

Non-financial assets other than inventories are reviewed at each standalone balance sheet date to determine whether there is any indication of impairment. If any such indication exists, or when annual impairment testing is required for an asset or group of Assets, called Cash Generating Units (CGU), the recoverable amount of an asset or CGU is estimated to determine the extent of impairment, if any. When it is not possible to estimate the recoverable amount of an individual asset, the Group estimates the recoverable amount of the CGU to which the asset belongs.

An impairment loss is recognised in the Statement of Profit and Loss to the extent, asset's carrying amount exceeds its recoverable amount. In case of non-financial assets Group estimates asset's recoverable amount, which is higher of an asset's or Cash Generating Units (CGU's) fair value less costs of disposal and its value in use. Recoverable amount is determined for an individual asset, unless the asset does not generate cash flows that are largely independent of those from other assets or group of assets. Value in use is based on the estimated future cash flows, discounted to their present value using pre-tax discount rate that reflects current market assessments of the time value of money and risk specific to the assets.

The impairment loss recognised in prior accounting period is reversed if there has been a change in the estimate of recoverable amount.

j) Valuation of Inventory

Cost includes all charges in bringing the inventories to their present location and condition, including octroi and other levies, transit insurance and receiving charges and excluding rebated and discounts, if any. Inventories are valued at the lower of cost determined on first-in-first-out basis and the net realisable value after providing for obsolescence and other losses, where considered necessary. Net realisable value is the estimated selling price in the ordinary course of business.

k) Revenue recognition

Fleet operating and chartering earnings represent the value of charter hire earnings, demurrage, freight earnings, fleet management fees and lighterage earnings, and are accounted on accrual basis in accordance with Ind AS 115. Freight earnings are recognised on a pro-rata basis for voyages in progress at balance sheet date after loading of the cargo is completed and Bill of lading is obtained. Revenues and related expenses for voyages where cargo has not been loaded as on the balance sheet date are deferred and recognised in the following year. Lighterage is recognised on the basis of unloading of entire cargo.

Rig operating and chartering earnings represent the value of charter hire earnings, rig operating earnings, rig mobilization and demobilization revenue and scrap sales and the same are accounted on accrual basis in accordance with Ind AS 115. Charter hire and rig operating are recognised based on contractual daily rates billed on monthly basis. Rig mobilization and demobilization revenue and scrap sales income are recognized on instance basis. Any agreed deductions from the invoices by the customer is reduced from turnover. In case those deductions are related to previous year, the same will be charged off to profit and loss account.

The Group recognises revenue from contract with customers based on a five-step model as set out in Ind AS 115:

Step 1. Identify Contracts with a customer: A contract is defined as an agreement between two or more parties that creates enforceable rights and obligations and sets out the criteria for every contract that must be met.

Step 2. Identify performance obligations in the contract: A performance obligation is a promise in a contract with a customer to transfer a good or service to the customer.

Step 3. Determine the transaction price: The transaction price is the amount of consideration to which the Group expects to be entitled in exchange for transferring promised goods or services to a customer, excluding amounts collected on behalf of third parties.

Step 4. Allocate the transaction price to the performance obligations in the contract: For a contract that has more than one performance obligation, the Group allocates the transaction price to each performance obligation in an amount that depicts the amount of consideration the Group expects to be entitled in exchange for satisfying each performance obligation.

Step 5. Recognise revenue when (or as) the Group satisfies a performance obligation.

Revenue is measured at the fair value of the consideration received or receivable, taking into account contractually defined terms of payment and excluding taxes or duties collected on behalf of the government.

Supervision and Management Fees

Revenue from sale of services is recognized on accrual basis as and when the related services are rendered as per the terms of the contract with the customer.

Interest income

Interest income is recognised on a time proportion basis taking into account the amount outstanding and the rate applicable.

For all debt instruments measured either at amortised cost or at fair value through other comprehensive income, interest income is recorded using the effective interest rate (EIR).

Dividend income

Dividend income is accounted for when the right to receive the same is established, which is generally when shareholders approve the dividend.

Other Income

Other income is accounted for on accrual basis except where the receipt of income is uncertain in which case it is accounted for on receipt basis.

Insurance Claims

Insurance claims are accounted for on the basis of claims admitted / expected to be admitted and to the extent that the amount recoverable can be measured reliably and it is reasonable to expect ultimate collection.

l) Operating expenses

All expenses relating to the operations including crewing, insurance, stores, bunkers, charter hire and special survey costs, rig operating expenses, mobilization and de-mobilization charges, transportation and catering are expensed under operating expenses on accrual basis. Dry-docking expenses are amortised over 30 months.

m) Employee benefits

i) Short term employee benefits

The undiscounted amount of short-term employee benefits expected to be paid in exchange for the services rendered by employees is recognised during the period when the employee renders the services. These benefits include compensated absences such as paid annual leave, and performance incentives.

ii) Long term employee benefits

Compensated absences which are not expected to occur within twelve months after the end of the period in which the employee renders the related services are recognised as a liability at the present value of the defined benefit obligation determined actuarially by using Projected Unit Credit Method at the balance sheet date.

iii) Post employment benefit plan

The Group(employer) and the employees contribute a specified percentage of eligible employees' salary- currently 12%, to the employer established provident fund "Essar Shipping Limited Employees Provident Fund" set up as an irrevocable trust by the Parent company. In case of subsidiaries, contribution is made to the established Government Provident fund. The Group is generally liable for annual contributions and any shortfall in the fund assets and recognizes such provident fund liability, considering fund as the defined benefit plan, based on an independent actuarial valuation carried out at every statutory year end using the Projected Unit Credit Method.

Provision for gratuity for the staff is made as under:

(i) For offshore officers on actuarial valuation.

(ii) For offshore crew on accrual basis as per rules of the National Maritime Board and is charged to the Statement of Profit and Loss.

Contribution to defined contribution retirement benefit schemes are recognised as expense in the Statement of Profit and Loss, when employees have rendered services entitling them to contributions.

For defined benefit schemes, the cost of providing benefits is determined using the Projected Unit Credit Method, with actuarial valuations being carried out at each balance sheet date. Actuarial gains and losses are recognised in full in Other Comprehensive Income, for the period in which they occur. Past service cost is recognised immediately to the extent that the benefits are already vested, and is otherwise amortised on a straight line basis over the average period until the benefits become vested.

The retirement benefit obligation recognised in the balance sheet represents the present value of the defined benefit obligation and is adjusted both for unrecognised past service cost, and for the fair value of plan assets. Any asset resulting from this calculation is limited to the present value of available refunds and reductions in future contributions to the scheme, if lower.

iv) Employee Options

The fair value of the options granted under the value of the Company, Employee Option Plan is recognised as employee benefits expense with the corresponding increase in equity. The total amount to be expensed is determined by the reference to the fair value of the options granted:

- including any market conditions (e.g., the entity's share price)
- excluding the impact of any service and non- market performance vesting conditions (profitability, sales growth targets and remaining an employee of the entity over the specified period), and
- including the impact of any non-vesting conditions (e.g. the requirement for the employee to save or holding shares for the specific period of time)

The total expense is recognised over the vesting period, which is the period over which all the specified vesting conditions are to be satisfied. At the end of each period, the entity revises its estimate of the number of options that are expected to vest based on the non-market vesting and service conditions. It recognizes the impact of the revision to original estimates, if any, in profit or loss, with the corresponding adjustments to equity.

n) Foreign currencies

(i) Functional and presentation currency

The Group's financial statements are presented in Indian Rupee (INR), which is also the Group's functional and presentation currency.

(ii) Transaction and balances

Transactions in foreign currencies are translated into functional currency using the exchange rate at the dates of the transactions. Foreign exchange gains and losses resulting from the settlement of such transactions and from the translation of monetary assets and liabilities denominated in foreign currencies at the year-end exchange rates are generally recognised in Profit or loss. They are deferred in Equity if they relate to qualifying cash flow hedges. A monetary item for which settlement is neither planned nor likely to occur in the foreseeable future is considered as a part of the entity's net investment in those foreign operations.

Foreign exchanges differences regarded as adjustments to borrowing costs are presented in the statement of Profit and loss, within finance cost. All other foreign exchange gains and losses as presented in the Statement of Profit and loss on a net basis within other gains/ (losses).

Non-monetary items measured at fair value in a foreign currency are translated using the exchange rates at the date when the fair value is determined. The gain or loss arising on translation of non-monetary items measured at fair value is treated in line with the recognition of the gain or loss on the change in fair value of the item (i.e., translation differences on items whose fair value gain or loss is recognised in OCI or profit or loss are also recognised in OCI or profit or loss, respectively).

Non-monetary items that are measured in terms of historical cost in a foreign currency, are translated using exchange rates on dates of initial recognition.

Exchange differences relating to Long term foreign currency monetary items are accounted in terms of Para D13AA of Ind-AS 101 as under:

- (i) In so far as they relate to the acquisition of a depreciable capital asset, such differences are added to/deducted from the cost of such capital asset and depreciated over the balance useful life of the asset
- (ii) In other cases, such differences are accumulated in “Foreign currency Monetary Items Translation differences account” and amortised in the statement of Profit and loss over the balance useful life of the long term foreign currency monetary item.

o) Provisions and Contingencies

Provisions are recognized when there is a present obligation (legal or constructive) as a result of a past event, it is probable that an outflow of resources embodying economic benefits will be required to settle the obligation and a reliable estimate can be made of the amount of the obligation. Provisions are reviewed at each balance sheet date and are adjusted to reflect the current best estimate.

If the effect of the time value of money is material, provisions are discounted using a current pre-tax rate that reflects, when appropriate, the risks specific to the liability. When discounting is used, the increase in the provision due to the passage of time is recognised as a finance cost.

Contingent liabilities are disclosed when there is a possible obligation arising from past events, the existence of which will be confirmed only by the occurrence or non-occurrence of one or more uncertain future events not wholly within the control of the Group or a present obligation that arises from past events where it is either not probable that an outflow of resources will be required to settle or a reliable estimate of the amount cannot be made. Information on contingent liability is disclosed in the Notes to the Financial Statements.

Contingent assets are not recognised but disclosed when the inflow of economic benefits is probable. However, when the realisation of income is virtually certain, then the related asset is no longer a contingent asset, but it is recognised as an asset.

p) Fair value measurement

Fair value is the price that would be received to sell an asset or paid to transfer a liability in an orderly transaction between market participants at the measurement date. The fair value measurement is based on the presumption that the transaction to sell the asset or transfer the liability takes place either:

- In the principal market for the asset or liability, or
- In the absence of a principal market, in the most advantageous market which can be accessed by the Group for the asset or liability.

The fair value of an asset or a liability is measured using the assumptions that market participants would use when pricing the asset or liability, assuming that market participants act in their economic best interest.

The Group uses valuation techniques that are appropriate in the circumstances and for which sufficient data are available to measure fair value, maximizing the use of relevant observable inputs and minimizing the use of unobservable inputs.

All assets and liabilities for which fair value is measured or disclosed in the financial statements are categorized within the fair value hierarchy, described as follows, based on the lowest level input that is significant to the fair value measurement as a whole:

- Level 1 Quoted (unadjusted) market prices in active markets for identical assets or liabilities
- Level 2 Valuation techniques for which the lowest level input that is significant to the fair value measurement is directly or indirectly observable
- Level 3 Valuation techniques for which the lowest level input that is significant to the fair value measurement is unobservable

For assets and liabilities that are recognised in the financial statements on a recurring basis, the Group determines whether transfers have occurred between levels in the hierarchy by re-assessing categorization (based on the lowest level input that is significant to the fair value measurement as a whole) at the end of each reporting period.

q) Financial assets

Initial recognition and measurement

All financial assets are recognised initially at fair value plus, in the case of financial assets not recorded at fair value through profit or loss, transaction costs that are attributable to the acquisition of the financial asset. Purchases or sales of financial assets that require delivery of assets within a time frame established by regulation or convention in the market place (regular way trades) are recognised on the trade date, i.e., the date that the Group commits to purchase or sell the asset.

Subsequent measurement

Subsequent measurement is determined with reference to the classification of the respective financial assets. Based on the business model for managing the financial assets and the contractual cash flow characteristics of the financial asset, the Group classifies financial assets as subsequently measured at amortised cost, fair value through Other Comprehensive Income or fair value through profit and loss.

Debt instruments at amortised cost

Debt instruments such as trade and other receivables, security deposits and loans given are measured at the amortised cost if both the following conditions are met:

- The asset is held within a business model whose objective is to hold assets for collecting contractual cash flows, and
- Contractual terms of the asset give rise on specified dates to cash flows that are solely payments of principal and interest (SPPI) on the principal amount outstanding.

After initial measurement, such financial assets are subsequently measured at amortised cost using the effective interest rate (EIR) method. Amortised cost is calculated by taking into account any discount or premium on acquisition and fees or costs that are an integral part of the EIR. The EIR amortization is included in finance income in the profit or loss. The losses arising from impairment are recognised in the profit or loss.

Debt instrument at FVTOCI

A 'debt instrument' is classified as at the FVTOCI if both of the following criteria are met:

- The objective of the business model is achieved both by collecting contractual cash flows and selling the financial assets, and
- The asset's contractual cash flows represent SPPI.

Debt instruments included within the FVTOCI category are measured initially as well as at each reporting date at fair value. Fair value movements are recognized in the other comprehensive income (OCI).

Debt instrument at FVTPL

FVTPL is a residual category for debt instruments excluding investments in subsidiary and associate companies. Any debt instrument, which does not meet the criteria for categorization as at amortized cost or as FVTOCI, is classified as at FVTPL.

After initial measurement, any fair value changes including any interest income, foreign exchange gain and losses, impairment losses and other net gains and losses are recognised in the Statement of Profit and Loss.

Equity investments

All equity investments in scope of Ind-AS 109 are measured at fair value. Equity instruments which are held for trading are classified as at FVTPL. For all other equity instruments, ESL decides to classify the same either as at FVTOCI or FVTPL. The Group makes such election on an instrument-by-instrument basis. The classification is made on initial recognition and is irrevocable.

Equity instruments included within the FVTPL category are measured at fair value with all changes recognized in the Profit or loss.

Derecognition

A financial asset is primarily derecognised when:

- The rights to receive cash flows from the asset have expired, or
- The Group has transferred its rights to receive cash flows from the asset or has assumed an obligation to pay the received cash flows in full without material delay to a third party under a 'pass-through' arrangement; and either
 - a) The Group has transferred substantially all the risks and rewards of the asset, or
 - b) The Group has neither transferred nor retained substantially all the risks and rewards of the asset, but has transferred control of the asset.

On de-recognition, any gains or losses on all debt instruments (other than debt instruments measured at FVOCI) and equity instruments (measured at FVPTL) are recognized in the Statement of Profit and Loss. Gains and losses in respect of debt instruments measured at FVOCI and that are accumulated in OCI are reclassified to profit or loss on de-recognition. Gains or losses on equity instruments measured at FVOCI that are recognized and accumulated in OCI are not reclassified to profit or loss on de-recognition

Impairment of financial assets

The Group applies expected credit loss (ECL) model for measurement and recognition of impairment loss on the following financial assets and credit risk exposure:

- a) Financial assets that are debt instruments, and are measured at amortised cost e.g., loans, debt securities, deposits, trade receivables and bank balance.
- b) Financial assets measured at fair value through other comprehensive income.

In case of other assets, the Group determines the loss allowance based on the quantum of increase in credit risk of the financial assets since initial recognition. If the credit risks have increased significantly, an appropriate amount is recognized as a loss allowance based on the expected credit methods.

r) Financial liabilities

Initial recognition and measurement

All financial liabilities are recognised initially at fair value and, in the case of loans and borrowings and payables, net of directly attributable transaction costs.

The Group's financial liabilities include trade and other payables, loans and borrowings including bank overdrafts.

Subsequent measurement

The measurement of financial liabilities depends on their classification, as described below:

Financial liabilities at fair value through profit or loss

Financial liabilities at fair value through profit or loss include financial liabilities designated upon initial recognition as at fair value through profit or loss.

Financial liabilities designated upon initial recognition at fair value through profit or loss are designated at the initial date of recognition, and only if the criteria in Ind-AS 109 are satisfied. For liabilities designated as FVTPL, fair value gains/ losses attributable to changes in own credit risks are recognized in OCI. These gains/ loss are not subsequently transferred to profit or loss. However, the Group may transfer the cumulative gain or loss within equity. All other changes in fair value of such liability are recognised in the statement of profit or loss.

Financial liabilities at amortized cost

Financial liabilities classified and measured at amortised cost such as loans and borrowings are initially recognized at fair value, net of transaction cost incurred. After initial recognition, financial liabilities are subsequently measured at amortised cost using the Effective interest rate (EIR) method. Gains and losses are recognised in profit or loss when the liabilities are derecognised as well as through the EIR amortization process.

Amortised cost is calculated by taking into account any discount or premium on acquisition and fees or costs that are an integral part of the EIR. The EIR amortization is included as finance costs in the statement of profit and loss.

Derecognition

A financial liability is derecognised when the obligation under the liability is discharged or cancelled or expires. When an existing financial liability is replaced by another from the same lender on substantially different terms, or the terms of an existing liability are substantially modified, such an exchange or modification is treated as the de-recognition of the original liability and the recognition of a new liability. The difference in the respective carrying amounts is recognised in the statement of profit or loss.

Borrowings

Borrowings are initially recognised at fair value, net of transaction costs incurred. Borrowings are subsequently measured at amortised cost. Any differences between the proceeds (net of transaction costs) and the redemption amount is recognised in Profit or loss over the period of the borrowing using the effective interest method. Fees paid on the establishment of loan facilities are recognised as transaction costs of the loan to the extent that it is probable that some or all of the facilities will be drawn down. In this case, the fee is deferred until the drawdown occurs.

The borrowings are removed from the Balance sheet when the obligation specified in the contract is discharged, cancelled or expired. The difference between the carrying amount of the financial liability that has been extinguished or transferred to another party and the consideration paid including any noncash asset transferred or liabilities assumed, is recognised in profit or loss as other gains/(losses).

Borrowings are classified as current liabilities unless the group has an unconditional right to defer settlement of the liability of at least 12 months after the reporting period. Where there is a breach of a material provision of a long term loan arrangement on or before the end of the reporting period with the effect that the liability becomes payable on demand on the reporting date, the entity does not classify the liability as current, if the lender agreed, after the reporting period and before the approval of the financial statement for issue, not to demand payment as a consequence of the breach.

Foreign currency convertible bonds (FCCBs)

FCCBs are separated into liability and equity components based on the terms of the contract. On issuance of the FCCBs, the fair value of the liability component is determined using a market rate for an equivalent non-convertible instrument. This amount is classified as a financial liability measured at amortised cost (net of transaction costs) until it is extinguished on conversion or redemption. The remainder of the proceeds is allocated to the conversion option that is recognised and included in equity since conversion option meets Ind AS 32 criteria for fixed to fixed classification. Transaction costs are apportioned between the liability and equity components of the FCCBs based on the allocation of proceeds to the liability and equity components when the instruments are initially recognised.

Offsetting of financial instruments

Financial assets and financial liabilities are offset and the net amount is reported in the standalone balance sheet if there is a currently enforceable legal right to offset the recognised amounts and there is an intention to settle on a net basis, to realize the assets and settle the liabilities simultaneously. The legally enforceable right must not be contingent on future events and must be enforceable in the normal course of business and in the event of default, insolvency or bankruptcy of the Group, or the counterparty.

s) Taxes on income

Current tax is the amount of tax payable as per special provisions relating to income of shipping companies under the Income Tax Act, 1961 on the basis of deemed tonnage income of the Group and tax payable on other taxable income for the year determined in accordance with the applicable tax rates and provisions of the Income Tax Act, 1961 and other applicable tax laws.

Minimum Alternate Tax (MAT) paid in accordance with the tax laws, which gives future economic benefits in the form of adjustment to future income tax liability, is considered as an asset if there is convincing evidence that the Group will pay normal income tax. Accordingly, MAT is recognised as an asset in the Balance Sheet when it is highly probable that future economic benefit associated with it will flow to the Group.

Deferred tax is recognised on differences between the carrying amounts of assets and liabilities in the Balance sheet and the corresponding tax bases used in the computation of taxable profit and are accounted for using the liability method. Deferred tax liabilities are generally recognised for all taxable temporary differences, and deferred tax assets are generally recognized for all deductible temporary differences, carry forward tax losses and allowances to the extent that it is probable

that future taxable profits will be available against which those deductible temporary differences, carry forward tax losses and allowances can be utilised. Deferred tax assets and liabilities are measured at the applicable tax rates. Deferred tax assets and deferred tax liabilities are off set, and presented as net.

Current and deferred tax relating to items directly recognised in reserves is recognised in reserves and not in the Statement of Profit and Loss.

Further, the companies are paying taxes on the basis of deemed tonnage income or as per the applicable tax laws in their country of incorporation.

t) Earnings per share

Basic earnings per share is computed by dividing the profit / (loss) after tax (including the post-tax effect of extraordinary items, if any) by the weighted average number of equity shares outstanding during the year. Diluted earnings per share is computed by dividing the profit / (loss) after tax (including the post-tax effect of extraordinary items, if any) as adjusted for dividend, interest and other charges to expense or income (net of any attributable taxes) relating to the dilutive potential equity shares, by the weighted average number of equity shares considered for deriving basic earnings per share and the weighted average number of equity shares which could have been issued on the conversion of all dilutive potential equity shares.

Potential equity shares are deemed to be dilutive only if their conversion to equity shares would decrease the net profit per share from continuing ordinary operations. Potential dilutive equity shares are deemed to be converted as at the beginning of the period, unless they have been issued at a later date. The dilutive potential equity shares are adjusted for the proceeds receivable had the shares been actually issued at fair value (i.e. average market value of the outstanding shares). Dilutive potential equity shares are determined independently for each period presented. The number of equity shares and potentially dilutive equity shares are adjusted for share splits / reverse share splits and bonus shares, as appropriate.

u) Cash and Cash equivalents

For the purpose of presentation in statement of cash flows, cash and cash equivalents includes cash on hand, deposit held at call with financial institution, other short term, highly liquid investments with original maturities of 3 months or less that are readily convertible to known amounts of cash and which are subject to an insignificant risk of changes in value, and bank overdrafts. Bank Overdrafts are shown within borrowings in current liabilities in Balance sheet.

v) Cash flow statement

Cash flows are reported using the indirect method, whereby profit / (loss) before extraordinary items and tax is adjusted for the effects of transactions of non-cash nature and any deferrals or accruals of past or future cash receipts or payments. The cash flows from operating, investing and financing activities of the Group are segregated based on the available information.

w) Operating segments

The Board of Directors of each of companies is considered to be the 'Chief Operating Decision Maker' (CODM) as defined in Ind AS 108. The operating segment is the level at which discrete financial information is available. The CODM allocates resources and assesses performance at this level. The Group has identified following reportable segments:

- i. Fleet operating and chartering
- ii. Oilfields services

Geographical segments

The CODM has also identified the reportable geographical segments in presenting the segment revenue based on the various risk bearing economic environments in which the Group operates. Revenue from foreign countries has been separately disclosed based on the materiality of the amount of revenue.

Segment revenue, segment expenses, segment assets and segment liabilities have been identified to segments on the basis of their relationship to the operating activities of the segment revenue is accounted on the basis of transactions which are primarily determined based on market / fair value factors.

x) Exceptional items

When items of income or expense are of such nature, size or incidence that their disclosure is necessary to explain the performance of the Group for the year, the Group makes a disclosure of the nature and amount of such items separately under the head "Exceptional Items".

Notes forming part of the consolidated financial statements as at 31 March, 2020

2 (A) Property, plant and equipment

| Particulars | Land (₹ in crore) | Buildings (₹ in crore) | Fleet (₹ in crore) | Plant and equipment (₹ in crore) | Furniture and fixtures (₹ in crore) | Vehicles (₹ in crore) | Office equipment (₹ in crore) | Total (₹ in crore) | Capital work in progress (₹ in crore) |
|---------------------------------|----------------------|---------------------------|-----------------------|--|--|--------------------------|-------------------------------------|-----------------------|--|
| Gross Block | | | | | | | | | |
| As at 01.04.2018 | 0.13 | 2.25 | 1,212.26 | 2,466.59 | 0.34 | 5.31 | 0.92 | 3,687.80 | 77.95 |
| Additions | - | - | 25.88 | - | - | 0.18 | 0.29 | 26.35 | - |
| Exchange differences | - | - | 5.51 | 158.30 | 0.01 | - | 0.03 | 163.85 | - |
| Impairment | - | - | - | - | - | - | - | - | - |
| Transfer to asset held for sale | - | - | - | - | - | - | - | - | - |
| Disposals | - | - | - | - | - | - | - | - | - |
| As at 31.03.2019 | 0.13 | 2.25 | 1,243.66 | 2,624.89 | 0.35 | 5.49 | 1.24 | 3,878.00 | 77.95 |
| Additions | - | - | 5.15 | - | - | - | 0.05 | 5.21 | - |
| Exchange differences | - | - | 5.04 | 236.06 | 0.02 | (0.02) | 0.07 | 241.18 | - |
| Impairment | - | - | - | - | - | - | - | - | - |
| Transfer to asset held for sale | - | - | - | - | - | - | - | - | - |
| Disposals | - | - | - | - | - | - | - | - | - |
| As at 31.03.2020 | 0.13 | 2.25 | 1,253.85 | 2,860.95 | 0.37 | 5.47 | 1.37 | 4,124.39 | 77.95 |
| Accumulated Depreciation | | | | | | | | | |
| As at 01.04.2018 | - | 1.42 | 329.68 | 725.65 | 0.20 | 5.05 | 0.61 | 1,062.61 | - |
| Additions | - | 0.47 | 102.76 | 178.95 | 0.04 | 0.25 | 0.01 | 282.49 | - |
| Exchange differences | - | - | - | 99.98 | 0.01 | 0.02 | - | 100.01 | - |
| Impairment | - | - | - | - | - | - | - | - | 67.15 |
| Transfer to asset held for sale | - | - | - | - | - | - | - | - | - |
| Disposals | - | - | - | 620.47 | - | - | - | 620.47 | - |
| As at 31.03.2019 | - | 1.89 | 432.44 | 1,625.05 | 0.25 | 5.32 | 0.62 | 2,065.58 | 67.15 |
| Additions | - | 0.05 | 110.21 | 61.77 | 0.01 | 0.01 | 0.17 | 172.23 | - |
| Exchange differences | - | - | - | 224.92 | 0.00 | 0.03 | 0.04 | 224.99 | - |
| Impairment | - | - | - | 658.78 | - | - | - | 658.78 | - |
| Transfer to asset held for sale | - | - | - | - | - | - | - | - | - |
| Disposals | - | - | - | - | - | - | - | - | - |
| As at 31.03.2020 | - | 1.94 | 542.65 | 2,570.52 | 0.26 | 5.36 | 0.83 | 3,121.57 | 67.15 |
| Net Block | | | | | | | | | |
| As at 31.03.2019 | 0.13 | 0.36 | 811.22 | 999.84 | 0.10 | 0.17 | 0.62 | 1,812.42 | 10.80 |
| As at 31.03.2020 | 0.13 | 0.31 | 711.21 | 290.43 | 0.11 | 0.11 | 0.53 | 1,002.81 | 10.80 |

(I) Water treatment plant

Gross block of plant and equipment includes a water treatment plant of Rs. 38.84 crores (previous year: Rs. 38.84 crores) given on lease. The net book value is Rs. Nil (previous year: Rs. Nil).

(II) Assets given as security for borrowings

1. Fleet and Land owned by the Company have been given to lenders as security for various borrowing facilities.
2. Nine Mobile Rigs owned by a subsidiary have been given to its lenders as security for various borrowing facilities.
3. Six Land Rigs owned by a subsidiary have been secured against 11.35% secured non convertible Debenture issued by the Company.
4. Plant & Machinery includes semi submersible rigs which is secured against syndicated term loan of ₹ 727.12 crore (previous year ₹ 711.57 crore) and carried a second preferred mortgage against the loan availed by IDH International Drilling Holdco Limited amounting to ₹ 975.66 crore (previous year ₹ 975.66 crore)

(III) Impairment testing

Fleet: In view of pertinent slowdown in shipping industry, the Company has assessed 'recoverable amount' of each fleet by estimating their "value in use", in terms of IND-AS 36 "Impairment of Assets". 'Value in use' is estimated by applying appropriate discount rate to projected net cash inflows having regard to existing long term contracts, expected tariff based on past trends and costs to operate the fleet which represents the management's best estimate of the set of economic conditions that will exist over remaining useful life of each fleet. Based on the aforementioned assessment, it has been concluded that 'recoverable amount' of the fleet is higher than their respective carrying amount.

Rigs: In case of rigs in operation, the Group has considered higher of fair value less costs to sale and value in use for measuring recoverable value as per paragraph 18 of Ind AS 36 while ascertaining the impairment in the books. In the current year, as assessed by the management, there is no impairment.

2(B) Goodwill on Consolidation

| Particulars | As at | As at |
|--|----------------|-----------------|
| | 31 March, 2020 | 31 March, 2019 |
| | ₹ in crore | ₹ in crore |
| Opening balance | 1,336.31 | 2627.82 |
| Foreign currency translation difference | (616.21) | 397.25 |
| Less: impairment of goodwill (refer note 18) | (720.10) | (1,688.76) |
| Closing balance | - | 1,336.31 |

3 Non-current investments

| Particulars | As at | As at |
|--|----------------|----------------|
| | 31 March, 2020 | 31 March, 2019 |
| | ₹ in crore | ₹ in crore |
| Investments in equity shares of associate (unquoted, fully paid up) | | |
| 35,770,000 (previous year 35,770,000) Equity shares of ₹10/- each of Arkay Logistics Limited (see note ii) | 35.77 | 41.98 |
| Less: Provision for diminution | (35.77) | - |
| Total (a) | - | 41.98 |
| Investments in equity shares - others (unquoted, fully paid up) | | |
| 2,500 (previous year 2,500) Equity shares of ₹.10/- each of Ultra LNG Haldia Limited (₹ 25,000/-only) | 0.00 | 0.00 |
| Total (b) | 0.00 | 0.00 |
| Total (a+b) | 0.00 | 41.98 |
| Aggregate amount of unquoted non - current investments | 35.77 | 41.98 |
| Less: Aggregate amount of provision for diminution other than temporary in value of investments | (35.77) | - |
| Total non-current investments | 0.00 | 41.98 |

Foot notes:

i) 49% shares has been pledged in favour of IDBI Trusteeship Services Limited towards security for secured non convertible debentures of ₹ 700 crore.

Information about the associates

| Name of the Company | Country of Incorporation and Principal Activities | Proportion of equity interest | |
|---------------------------------|---|-------------------------------|----------------|
| | | As at | As at |
| | | 31 March, 2020 | 31 March, 2019 |
| | | % | % |
| Arkay Logistics Limited | India, multi-modal transport services | 49.00% | 49.00% |
| Varada Drilling One Pte Limited | Singapore, Rig operating and chartering services | 28.57% | 28.57% |
| Varada Drilling Two Pte Limited | Singapore, Rig operating and chartering services | 28.57% | 28.57% |

The carrying value of the Group's investment in Arkay Logistics Limited is derived as follows:

| Particulars | As at 31 March, 2020 ₹ in crore | As at 31 March, 2019 ₹ in crore |
|---|---------------------------------------|---------------------------------------|
| Opening balance | 35.77 | 35.77 |
| Share of Profit / (loss) for the year | - | 6.21 |
| Provision for diminution | (35.77) | - |
| Closing balance | - | 41.98 |
| 3 Current investments | | |
| Particulars | As at 31 March, 2020 ₹ in crore | As at 31 March, 2019 ₹ in crore |
| Investment in mutual fund (quoted) | | |
| SBI Liquid Fund Direct Growth | - | 0.01 |
| NIL (previous year 40.095) Units of SBI Liquid Fund Direct Growth (NAV as on 31.03.2019 ₹ 2,928.57) | | |
| Total | - | 0.01 |
| 4 (A) Trade and other receivables | | |
| Particulars | As at 31 March, 2020 ₹ in crore | As at 31 March, 2019 ₹ in crore |
| Trade receivables considered good - secured | - | - |
| Trade receivables considered good - unsecured | 71.99 | 155.63 |
| Trade receivables which have significant increase in credit risk | 23.50 | 129.36 |
| Trade receivables - credit impaired | | |
| Less : Loss allowance | (23.50) | (129.36) |
| Total trade and other receivables | 71.99 | 155.63 |
| Movement in allowances for doubtful debts | | |
| Particulars | As at 31 March, 2020 ₹ in crore | As at 31 March, 2019 ₹ in crore |
| Opening balance | 129.36 | 133.09 |
| Allowances created/(reversed) during the year | (105.86) | (3.73) |
| Closing balance | 23.50 | 129.36 |
| 4 (B) Cash and bank balances | | |
| Particulars | As at 31 March, 2020 ₹ in crore | As at 31 March, 2019 ₹ in crore |
| Balances with banks in current accounts | 39.12 | 16.74 |
| Cash in hand | - | - |
| Margin money deposits (lien marked against guarantee issued by bank & revenue authorities) | 5.18 | 7.90 |
| Total Cash and bank balances | 44.30 | 24.64 |

4 (C) Loans (Current)

| Particulars | As at 31 March, 2020 ₹ in crore | As at 31 March, 2019 ₹ in crore |
|---|---------------------------------------|---------------------------------------|
| Unsecured, considered good | | |
| Loan to related parties (refer note 26) | 464.35 | 379.92 |
| Loans to employees | 0.41 | 0.43 |
| Total loans (Current) | 464.76 | 380.35 |

4 (D) Other financial assets (current)

| Particulars | As at 31 March, 2020 ₹ in crore | As at 31 March, 2019 ₹ in crore |
|--|---------------------------------------|---------------------------------------|
| Insurance claim receivable | 5.06 | 3.39 |
| Interest accrued | 0.19 | 0.31 |
| Arbitration award receivable | 369.81 | 369.81 |
| Receivables from related parties (refer note 26) | 53.00 | 116.56 |
| Security deposits | 69.36 | 72.80 |
| Total other financial assets (current) | 497.42 | 562.87 |

Other financial assets (non-current)

| Particulars | As at 31 March, 2020 ₹ in crore | As at 31 March, 2019 ₹ in crore |
|---|---------------------------------------|---------------------------------------|
| Bank deposits held as margin money, pledged against certain bank borrowings | 0.49 | 19.50 |
| Total other financial assets (non-current) | 0.49 | 19.50 |

5 Other non-current assets

| Particulars | As at 31 March, 2020 ₹ in crore | As at 31 March, 2019 ₹ in crore |
|---------------------------------------|---------------------------------------|---------------------------------------|
| Income tax paid in advance | 15.78 | 7.45 |
| Total other non-current assets | 15.78 | 7.45 |

6 Inventories

| Particulars | As at 31 March, 2020 ₹ in crore | As at 31 March, 2019 ₹ in crore |
|--|---------------------------------------|---------------------------------------|
| At lower of cost and net realisable value | | |
| Stores and spares | 9.78 | 6.59 |
| Fuel, oil and lubricants | 11.87 | 23.42 |
| Total Inventories | 21.65 | 30.01 |

7 **Other Current assets**

| Particulars | As at | As at |
|-----------------------------------|----------------|----------------|
| | 31 March, 2020 | 31 March, 2019 |
| | ₹ in crore | ₹ in crore |
| Income taxes | 82.63 | 63.85 |
| Unbilled revenue | 20.68 | 31.05 |
| Prepayments | 1.02 | 5.00 |
| Balances with revenue authorities | 31.50 | 20.88 |
| Advance for capital expenditure | 6.69 | - |
| Other advances | 66.22 | 47.31 |
| Security deposits | 6.70 | 12.53 |
| Total other current assets | 215.44 | 180.62 |

8 **Equity Share capital and other equity**8 (A) **Equity Share Capital**

| Particulars | As at | | As at | |
|---|--------------------|---------------|--------------------|---------------|
| | 31 March, 2020 | | 31 March, 2019 | |
| | No of shares | ₹ in crore | No of shares | ₹ in crore |
| Authorised equity share capital | | | | |
| Equity shares of ₹10/- each | 500,000,000 | 500.00 | 500,000,000 | 500.00 |
| | 500,000,000 | 500.00 | 500,000,000 | 500.00 |
| Issued, subscribed and fully paid up | | | | |
| Equity shares of ₹10/- each | 206,976,072 | 206.98 | 206,976,072 | 206.98 |
| Issued during the year | - | - | - | - |
| Total | 206,976,072 | 206.98 | 206,976,072 | 206.98 |

(i) **Movements in equity share capital**

| Particulars | As at | | As at | |
|------------------------|--------------------|------------------------|--------------------|------------------------|
| | 31 March, 2020 | | 31 March, 2019 | |
| | No of shares | Amount (₹ in crore) | Number | Amount (₹ in crore) |
| Opening balance | 206,976,072 | 206.98 | 206,976,072 | 206.98 |
| Issue during the year | - | - | - | - |
| Closing balance | 206,976,072 | 206.98 | 206,976,072 | 206.98 |

Terms and rights attached to equity shares

The Company has only one class of equity shares having par value of ₹ 10/- per share. Each holder of the equity share is entitled to one vote per share. In the event of liquidation of the Company, the holders of equity shares will be entitled to receive remaining assets of the Company, after distribution of all preferential amounts. The distribution will be in proportion to the number of equity shares held by the shareholders.

(ii) Shares held by holding company / ultimate holding company, their subsidiaries and associates

| Particulars | As at 31 March, 2020 | | | As at 31 March, 2019 | | |
|---|-------------------------|---------------|---------------|-------------------------|---------------|---------------|
| | No of shares | ₹ in crore | % | No of shares | ₹ in crore | % |
| Essar Shipping Mauritius Holdings Limited, the immediate holding company | 124,362,408 | 124.36 | 60.09% | 124,362,408 | 124.36 | 60.09% |
| Essar Ports & Shipping Limited, Mauritius, the holding company * | 33 | - | 0.00% | 33 | - | 0.00% |
| IDH International Drilling Holdco Limited, Cyprus, the intermediate holding company | 21,406,365 | 21.41 | 10.34% | 21,406,365 | 21.41 | 10.34% |
| | 145,768,806 | 145.77 | 70.43% | 145,768,806 | 145.77 | 70.43% |

* Amount ₹ 330.00 (previous year ₹ 330.0)

b) Others (if holding shares more than 5%)

| | | | | | | |
|---|-------------------|--------------|--------------|-------------------|--------------|--------------|
| India Opportunities Growth Fund Limited | 17,644,450 | 17.64 | 8.52% | 10,244,450 | 10.24 | 4.95% |
| | 17,644,450 | 17.64 | 8.52% | 10,244,450 | 10.24 | 4.95% |

There are no shareholders holding more than 5% shares in the Company (except as disclosed above)

8 (B) Preference Share Capital

| Particulars | As at 31 March, 2020 | | As at 31 March, 2019 | |
|---|-------------------------|---------------|-------------------------|------------|
| | Number | ₹ in crore | Number | ₹ in crore |
| Authorised preference share capital | | | | |
| Preference shares of ₹10/- each | 150,000,000.00 | 150.00 | - | - |
| | 150,000,000.00 | 150.00 | - | - |
| Issued, subscribed and fully paid up | | | | |
| Preference shares of ₹ 10/- each | - | - | - | - |
| Issued during the year | - | - | - | - |
| Total | - | - | - | - |
| b) Others (if holding shares more than 5%) | - | - | - | - |

There are no shareholders holding more than 5% shares in the Company (except as disclosed above)

Aggregate number of bonus shares issued, shares issued for consideration other than cash and shares bought back during the period of five years immediately preceding the date of the Balance Sheet.

| Particulars | Year (Aggregate no. of shares) | | | | |
|---|--------------------------------|---------|---------|---------|---------|
| | 2019-20 | 2018-19 | 2017-18 | 2016-17 | 2015-16 |
| Equity shares issued for consideration other than cash | | | | | |
| Issued as fully paid up pursuant to a Scheme of arrangement | - | - | - | - | - |
| Fully paid up by way of bonus shares | - | - | - | - | - |
| Shares bought back | - | - | - | - | - |

Note: Shares reserved for issue under options

(i) The Company had reserved issuance of 3,77,463 equity shares of ₹ 10/- each for offering to eligible employees of the Company and its subsidiaries under Employees Stock Options Scheme. (ESOS) (refer note no.25 for details)

(ii) 2,400 Foreign Currency Convertible Bonds (FCCB) are convertible into 122,852,787 equity shares (previous year 122,852,787 equity shares) of ₹ 10/- each refer foot note (g) to note 9(A) for details.

8 (C) Reserves and surplus

| Particulars | As at | As at |
|--------------------------------------|-------------------|-------------------|
| | 31 March, 2020 | 31 March, 2019 |
| | ₹ in crore | ₹ in crore |
| Debenture redemption reserve | 101.17 | 101.17 |
| Share options outstanding account | 0.61 | 0.61 |
| Tonnage tax (utilised) reserve | 33.00 | 33.00 |
| Tonnage tax reserve | 68.00 | 68.00 |
| Securities Premium | 60.82 | 56.07 |
| General reserve | 4,753.05 | 4,799.22 |
| Foreign currency translation reserve | 105.07 | 747.37 |
| Retained earnings | (9,555.28) | (7,924.24) |
| Other Comprehensive Income | 5.13 | 2.29 |
| Total Reserves and surplus | (4,428.44) | (2,116.51) |

Debenture Redemption Reserve

In terms of rule 18(7) of the Companies (Share Capital and Debentures) Rules 2014, the Company is required to create a Debenture Redemption Reserve (DRR) of ₹ 185 crore (previous year: ₹ 185 crore) in respect of debentures issued and outstanding as on 31 March, 2020. However, in view of losses the Company has not created such DRR entirely.

Share options outstanding reserve

This reserve contains the intrinsic value of unvested employee stock options.

Tonnage tax (utilised) and Tonnage tax reserve

Companies who opt for tonnage tax scheme are required to transfer an amount to this reserve as per the provisions of section 115VT of the Income Tax Act, 1961. In view of losses during the year, the Company has not created such reserve.

Securities Premium

The amount received in excess of face value of the Equity shares is recognised in Securities Premium. In case of Equity - Settled share based payment transactions, the difference between fair value on grant date and nominal value of shares is accounted as Securities Premium.

General reserve

These were transferred to the Company at the time of its demerger from Essar Shipping Ports & Logistics Limited.

Retained earnings

Retained earnings are the profits that the Company has earned till date, less any transfer to General Reserve, Tonnage Tax Reserve, Dividend, Debenture Redemption Reserves or other distribution to Shareholders.

Other items of comprehensive income

These are actuarial gains / (losses) on employee benefit obligations.

9 (A) Borrowings
Long - term borrowings

| Particulars | Non - current | | Current | |
|---|----------------|----------------|----------------|----------------|
| | As at | As at | As at | As at |
| | 31 March, 2020 | 31 March, 2019 | 31 March, 2020 | 31 March, 2019 |
| | ₹ in crore | ₹ in crore | ₹ in crore | ₹ in crore |
| Secured | | | | |
| (a) Debentures | | | | |
| 11.35%, 7,000 non convertible debentures of ₹10,00,000 each, secured by first charge on sale proceeds of bulk carrier of the Company (deposited with Registrar of the Bombay High Court), six land rigs of a subsidiary, two tugs of a fellow subsidiary, mortgage of immovable property of the Company, first charge on eight barges and pledge of 49% of investment in equity shares of an associate. [refer foot note (a)] (current portion overdue) | - | - | 700.00 | 700.00 |
| 13.10 %, 140 (previous year 190) non convertible debentures and 12.30% 205 non convertible debentures of ₹10,00,000 each, secured by mortgage of immovable property, repayable in single bullet payment. [refer foot note (b)] (0.40 crore overdue) | 29.50 | 20.50 | 5.00 | 15.25 |
| (b) Term loans | | | | |
| (i) from banks | | | | |
| Foreign currency term loans [refer foot note (c)] (secured by first charge on two bulk carriers and its receivables) (current portion overdue) | - | - | 58.24 | - |
| Rupee term loan [refer foot note (f)] (secured by first charge on a very large crude carrier, two bulk carrier and their receivables) (current portion overdue) | - | - | 651.62 | 92.31 |
| Foreign currency term loans [refer foot note (d)] (secured by first charge on a semi submersible rig and corporate guarantee by the Company and IDH International Holdco Limited) | 226.33 | 98.24 | 500.79 | 613.33 |
| Foreign currency term loans [refer foot note (e)] (secured by first charge on a very large crude carrier and its receivable) (current portion overdue) | - | - | 31.66 | 35.29 |
| Rupee term loan [refer foot note (g)] (secured by first charge on five rigs including three Schramm rigs by way of hypothecation along with other movable assets and receivable thereon and corporate guarantee by the Company) (current portion overdue) | - | 27.00 | 46.59 | 20.59 |
| Rupee term loan [refer foot note (g)] (secured by charge on Jack up rigs and all movable assets and receivables thereon and corporate guarantee by the Company) (current portion overdue) | - | - | 575.94 | 653.50 |
| Foreign currency term loan [refer foot note (f)] (secured by standby letter of credit issued by the Holding Company) | - | - | - | 678.05 |

| | | | | |
|--|-----------------|-----------------|-----------------|-----------------|
| (ii) from financial institutions | | | | |
| Rupee term loan [refer foot note (g)] (secured by first pari passu charge by way of hypothecation of three mobile rigs and receivable thereon and corporate guarantee by the Company) (current portion overdue) | - | 20.58 | 40.98 | 21.40 |
| (ii) from others | | | | |
| Rupee term loan [refer foot note (h)] (secured by first charge on one mini bulk carrier, four tugs of an associate company, four mini bulk carriers of an unrelated entity and corporate guarantee of the ultimate parent company) (secured by first charge on a bulk carriers and its receivables) (current portion overdue) | 181.48 | 105.91 | 25.28 | 17.50 |
| Total secured loans [A] | 437.31 | 272.23 | 2,636.10 | 2,847.22 |
| Unsecured | | | | |
| (a) Foreign currency convertible bonds (FCCBs) [refer note (i) below] | 1,537.62 | 1,537.62 | - | - |
| (b) Others (current portion overdue) | - | 113.91 | 30.51 | 25.00 |
| Total unsecured loans [B] | 1,537.62 | 1,651.53 | 30.51 | 25.00 |
| Total [A+B] | 1,974.93 | 1,923.76 | 2,666.61 | 2,872.22 |
| Less: Unamortised upfront fees | - | (19.57) | (0.10) | (5.23) |
| Less: Amount disclosed under the head other financial liabilities (refer note 9 (C)) | - | - | (2,666.51) | (2,866.99) |
| Long - term borrowings | 1,974.93 | 1,904.19 | - | - |

Foot notes:-**i) Repayment terms:**

- a) **Secured debentures:** 2,000 debentures issued on 25 March 2010 and 5,000 debentures issued on 22 June 2009 are redeemable at the expiry of 10 years with put and call option exercisable after five years from their respective dates of issue. The Company has received notice from the debenture holder invoking the put option. The Company has received an in principle approval for settlement of the dues. The Company is in the process of complying with the conditions of in principal sanction. However, the debentures have been classified as current liabilities till the payment is made.
- b) **Secured debentures:** 205 debentures issued on 01 February 2013 are redeemable at the expiry of 10 years from the date of issue and the holder of the debentures have an option to call after 5 years from the date of issue. 40 debentures issued on 12 October 2012 and 100 debentures issued on 22nd June 2012 were redeemable at the expiry of five years from their respective date of issue and rescheduled payment of ₹ 0.40 corer is overdue as on 31 March 2020. 50 debentures issued on 28 June 2012 were redeemable at the expiry of five years from date of issue has been paid off as on 31 March, 2020.
- c) **Secured foreign currency term loans from banks:** During the year the Company has fully paid-up outstanding dues to one of the bank. The Company has received sanction for settlement of the dues to another bank for which amount is overdue. The management is reasonably confident to comply with the conditions of the sanction. However, the loan have been classified as current liabilities till payment is made.

- d) **Secured foreign currency term loans from banks:** The management of a subsidiary has given a restructuring proposal for changing the interest rate, from 3M LIBOR + 600 basis points to fixed at 4.50%, and repayment schedule of borrowings in October, 2017 so as to align the repayment/interest with revenue. The subsidiary has received the approval for the said restructuring proposal from the lead bank of the consortium of lenders and is pursuing with other banks seeking their approvals. The subsidiary has been servicing the lenders as per the restructuring proposal regularly.
- e) **Secured foreign currency term loans from banks:** A subsidiary has availed term loan of USD 5.00 million from a bank & as on March 31, 2020 principal amount of USD 4.20 million is overdue since December 12, 2017.
- f) **Secured Rupee term loans from banks:** Three banks invoked Standby Letter of Credits (SBLCs) for ₹ 687.37 crore were invoked. The SBLCs were issued on behalf of the Company by three banks to secure the loan availed by a wholly owned overseas subsidiary. The same is overdue and has been classified as current liabilities in financial statements. The Company is taking up matter with respective banks to settle the loans through monetization of assets.
- g) **Secured Rupee term loans from banks:**
- A Subsidiary has made One Time Settlement (OTS) with a bank for ₹ 79.31 crore. Following the OTS, the Bank has withdrawn the case with Debt Recovery Tribunal (DRT).
 - Recovery proceedings have been initiated against a subsidiary by a bank with DRT, New Delhi. The same bank has also initiated legal proceedings against the subsidiary under Insolvency & Bankruptcy Code (IBC) before National Company Law Tribunal (NCLT), Mumbai.
 - Recovery proceedings have been initiated against a subsidiary by a bank with DRT, New Delhi.
 - Recovery proceedings has been initiated against a subsidiary by a bank with DRT, New Delhi. Interim order was issued on 5th July, 2019 followed by final order on 9th July, 2019 by the Tribunal. Thereafter recovery notice pursuant to the final order has been issued. Appeals have been filed with Debt Recovery Appellate Tribunal (DRAT), New Delhi, against the Final Order.
- h) **Secured Rupee term loans from others:** An unsecured loan has been converted to a secured loan with effect from 01 January, 2020. Current value overdue.
- i) **Foreign currency convertible bonds:** FCCBs of US\$ 111,428,571 (Series B) due on 24 August, 2017 and US\$ 128,571,429 (Series A) due on 24 August, 2015 got extended to 24 August, 2021 (subject to the approval from Reserve Bank of India), carry interest @ 5% per annum payable semi annually. The FCCBs are convertible into 122,852,787 fully-paid equity shares of ₹ 10 each of the Company, any time upto the date of maturity, at the option of the FCCB holders at conversion price of ₹ 91.70 per share at a predetermined exchange rate of ₹ 46.94 per US\$. The FCCBs, if not converted till the maturity date, will be redeemed at par.
- j) The classification of loans between current liabilities and non - current liabilities continues based on repayment schedule under respective agreements and on the basis of demands raised by banks & debenture holders. Some of these lenders have not confirmed the loan balances as on the balance sheet date.
- k) **Interest rates:** Loans availed from banks, financial institutions, NBFC's and Alternate Investment Funds carry a weighted average interest rate of 13.62 % per annum (previous year: 12.05% per annum).
- l) **Scheduled repayments:** Refer Liquidity Risk table at Note 20(vii).

9 (B) Trade payables

| Particulars | As at 31 March, 2020 ₹ in crore | As at 31 March, 2019 ₹ in crore |
|--|---------------------------------------|---------------------------------------|
| Trade payables: | | |
| - Total outstanding dues to micro and small enterprises (refer note below) | 10.30 | 17.95 |
| - Total outstanding dues to creditors other than micro and small enterprises | 250.60 | 266.89 |
| Total trade payable | 260.90 | 284.84 |

Note:

(i) A subsidiary, as a prudent accounting practice, had provided the penal interest for the delay in the payment of Indonesia tax. The Indonesian Tax Authorities issued a demand notice for Indonesian Rupiah (IDR) 57,297,961,030/- on March 16, 2020. As per the demand notice, the excess provision made has been reversed as on March 31, 2020.

(ii) Micro and small enterprises under the Micro, Small and Medium Enterprises Development Act, 2006 have been determined based on the information available with the Company. The Auditors have relied on the same. The required disclosures are given below:

| Particulars | As at | As at |
|--|----------------|----------------|
| | 31 March, 2020 | 31 March, 2019 |
| | ₹ in crore | ₹ in crore |
| Principal amount due and remaining unpaid | 10.30 | 17.95 |
| Interest due and unpaid on the above amount | - | - |
| Interest paid by the Company in terms of section 16 of the Micro, Small and Medium enterprises Act, 2006 | - | - |
| Payment made beyond the appointed day during the year | - | - |
| Interest due and payable for the period of delay | - | - |
| Interest accrued and remaining unpaid | - | - |
| Amount of further interest remaining due and payable | - | - |

9 (C) Other financial liabilities

| Particulars | As at | As at |
|---|-----------------|-----------------|
| | 31 March, 2020 | 31 March, 2019 |
| | ₹ in crore | ₹ in crore |
| Current maturities of long-term borrowings (including overdue at the year end ₹ 2161.21 (previous year ₹ 2720.87) crore) | 2,666.51 | 2,866.99 |
| Interest accrued (including overdue at the year end ₹ 956.30 (previous year ₹ 500.22) crore) | 988.53 | 772.60 |
| Advance from customers | 5.19 | 7.33 |
| Due to related parties (refer note 26) | 353.14 | 269.47 |
| Total other financial liabilities (non-current) | 4,013.37 | 3,916.39 |

10 Employee benefit obligations

| Particulars | As at | As at |
|---|----------------|----------------|
| | 31 March, 2020 | 31 March, 2019 |
| | ₹ in crore | ₹ in crore |
| Defined benefit plans | 2.30 | 5.07 |
| Defined contribution schemes | 0.28 | 0.40 |
| Total Employee benefit obligations | 2.58 | 5.47 |

I. Details of retirement benefits:

The employees of the Group are members of a state – managed retirement benefit plans namely provident fund, gratuity fund and superannuation fund operated by the Government of India. The Group is required to contribute a specified percentage of payroll costs to the retirement benefit scheme to fund the benefits. The only obligation of the Group with respect to the retirement benefit plan is to make the specified contributions.

The Group has recognised the following amounts in the Income Statement during the year under ‘Contribution to staff provident and other funds. (refer note 15)

| Particulars | (₹ in crore) | |
|--|------------------------------|------------------------------|
| | Year ended 31 March, 2020 | Year ended 31 March, 2019 |
| a) Employer’s contribution to gratuity fund (offshore crew staff) | 0.29 | 0.21 |
| b) Group accident policy premium (all employees) | - | - |
| c) Employer’s contribution to pension fund (offshore crew staff) | 0.14 | 0.19 |
| d) Employer’s contribution to pension fund (office staff) | 0.46 | 0.47 |
| e) Employer’s contribution to provident fund (offshore crew staff) | 1.41 | 1.46 |
| Total | 2.30 | 2.33 |

II. Defined benefit plans

The Group operates funded gratuity, non funded gratuity and funded provident fund plan for qualifying employees. Under the plans the employees are entitled to retirement benefits depending upon the number of years of service rendered by them subject to minimum specified number of years of service. No other post retirement benefits are provided to these employees.

The actuarial valuation of plan assets and the present value of defined benefit obligation were carried out at March 31, 2020 by the certified actuarial valuer. The present value of the defined benefit obligation, related current service cost and past service cost were measured using the projected unit credit method.

(A) Changes in present value of defined benefit obligations:

| Particulars | Gratuity (funded) | Gratuity (non- funded) | Provident fund (funded) | Gratuity (funded) | Gratuity (non- funded) | Provident fund (funded) |
|---|----------------------|------------------------------|----------------------------|----------------------|------------------------------|----------------------------|
| | 31.03.20 | 31.03.20 | 31.03.20 | 31.03.19 | 31.03.19 | 31.03.19 |
| Present value of defined benefit obligations as at the beginning of the year | 2.80 | 3.96 | 34.16 | 2.81 | 4.50 | 37.32 |
| Transfer in/(out) obligation | - | - | 1.42 | - | - | 0.09 |
| Current service cost | 0.22 | 0.29 | 0.82 | 0.21 | 0.48 | 0.83 |
| Current service contribution- employee | - | - | 0.88 | - | - | 0.96 |
| Interest cost | 0.20 | 0.23 | 2.95 | 0.18 | 0.33 | 1.70 |
| Other adjustments | - | - | (0.26) | - | - | - |
| Benefits paid | (0.45) | - | (2.71) | (0.78) | (0.14) | (6.74) |
| Actuarial (gain)/loss on obligations | (0.50) | (2.29) | (1.05) | (0.28) | (1.21) | - |
| Present value of defined benefit obligations as at the end of the year | 2.27 | 2.19 | 36.21 | 2.14 | 3.96 | 34.16 |

(B) Changes in the fair value of plan assets:

| Particulars | Gratuity | Provident fund | Gratuity | Provident fund |
|--|-------------|----------------|-------------|----------------|
| | (funded) | (funded) | (funded) | (funded) |
| | 31.03.20 | 31.03.20 | 31.03.19 | 31.03.19 |
| Fair value of plan assets at beginning of the year | 1.01 | 34.16 | 0.94 | 37.32 |
| Expected return on plan assets | - | 1.42 | - | - |
| Transfer in/(out) plan assets | 0.08 | 4.94 | - | - |
| Return on plan assets | 0.03 | 2.95 | 0.04 | 1.70 |
| Interest income on plan assets | 1.45 | 1.70 | 0.80 | 1.79 |
| Contributions by the employer/ employees | (0.28) | (2.71) | (0.77) | (6.74) |
| Benefits paid | (0.13) | (0.26) | - | 0.09 |
| Other adjustments | 2.16 | 42.20 | 1.01 | 34.16 |
| Fair value of plan assets as at the end of the year | | | | |

(C) Amount recognised in balance sheet:

| Particulars | Gratuity | Gratuity | Provident fund | Gratuity | Gratuity | Provident fund |
|---|-------------|--------------|----------------|-------------|--------------|----------------|
| | (funded) | (non-funded) | (funded) | (funded) | (non-funded) | (funded) |
| | 31.03.20 | 31.03.20 | 31.03.20 | 31.03.19 | 31.03.19 | 31.03.19 |
| Present value of defined benefit obligation as at end of the year | 2.27 | 2.19 | 36.21 | 2.15 | 3.96 | 34.16 |
| Fair value of plan assets as at end of the year | 2.16 | - | 36.21 | 1.01 | - | 34.16 |
| Present value of defined benefit obligations as at the end of the year | 0.11 | 2.19 | - | 1.14 | 3.96 | - |
| Fair value of plan assets as at end of the year | | | | | | |
| Liability recognised in the Balance Sheet (included in provisions) (note 10) | | | | | | |

(D) Expenses recognised in the Statement of Profit and Loss:

| Particulars | Gratuity | Gratuity | Provident fund | Gratuity | Gratuity | Provident fund |
|--|-------------|--------------|----------------|-------------|--------------|----------------|
| | (funded) | (non-funded) | (funded) | (funded) | (non-funded) | (funded) |
| | 31.03.20 | 31.03.20 | 31.03.20 | 31.03.19 | 31.03.19 | 31.03.19 |
| Current service cost | 0.22 | 0.29 | 0.83 | 0.21 | 0.48 | 0.83 |
| Interest cost | - | - | - | 0.08 | 0.33 | - |
| Current service cost | 0.13 | 0.23 | - | 0.04 | - | - |
| Past service cost- plan amendments | 0.35 | 0.52 | 0.83 | 0.33 | 0.81 | 0.83 |
| Net interest on net defined benefit liability/ (asset) | | | | | | |
| Total expenses recognised in the Statement of Profit and Loss (Included in Contribution to provident and other funds (note no. 15)) | | | | | | |

(E) Amount recognised in other comprehensive income

| Particulars | 31.03.20 | 31.03.19 |
|------------------------|-------------|-------------|
| Experience adjustments | 2.84 | 1.48 |
| Total | 2.84 | 1.48 |

(F) Category of plan assets:

| Particulars | Gratuity | Provident fund | Gratuity | Provident fund |
|---|----------|----------------|----------|----------------|
| | (funded) | (funded) | (funded) | (funded) |
| | 31.03.20 | 31.03.20 | 31.03.19 | 31.03.19 |
| Administered by Life Insurance Corporation of India * | 68% | - | 68% | - |
| Administered by State Bank of India * | 32% | - | 32% | - |

*The Group is unable to obtain the details of plan assets from the Life Insurance Corporation of India and State Bank of India, hence the disclosure there of is not made.

(G) Sensitivity analysis

| Particulars | Gratuity | |
|--|----------|----------|
| | (funded) | (funded) |
| | 31.03.20 | 31.03.19 |
| DBO On base assumptions | 1.57 | 1.36 |
| A. Discount Rate | 6.25% | 7.10% |
| 1. Effect due to 0.5% increase in discount rate | (1.53) | (0.03) |
| 2. Effect due to 0.5% decrease in discount rate | 1.60 | 0.03 |
| B. Salary Escalation Rate | 5.00% | 9.00% |
| 1. Effect due to 0.5% increase in salary escalation rate | 1.59 | 0.02 |
| 2. Effect due to 0.5% decrease in salary escalation rate | (1.54) | (0.02) |
| C. Withdrawal Rate | 8.00% | 8.00% |
| 1. Effect due to 5% increase in withdrawal rate | (1.57) | (0.03) |
| 2. Effect due to 5% decrease in withdrawal rate | 1.56 | 0.04 |

Risk exposure- asset volatility

The plan liabilities are calculated using a discount rate set with reference to bond yields; if plan assets underperform this yield, this will create a deficit. Most of the plan asset investments is in fixed income securities with high grades and in government securities. These are subject to interest rate risk and the fund manages interest rate risk derivatives to minimize risk to an acceptable level. A portion of the funds are invested in equity securities and in alternative investments % which have low correlation with equity securities. The equity securities are expected to earn a return in excess of the discount rate and contribute to the plan deficit.

(H) Actuarial assumptions

Actuarial valuations were done in respect of the aforesaid defined benefit plans based on the following assumptions:

(I) General assumptions:

| Particulars | Gratuity | Gratuity | Provident fund | Gratuity | Gratuity | Provident fund |
|---|----------------|--------------|----------------|-----------|--------------|----------------|
| | (funded) | (non-funded) | (funded) | (funded) | (non-funded) | (funded) |
| | 31.03.20 | 31.03.20 | 31.03.20 | 31.03.19 | 31.03.19 | 31.03.19 |
| Discount rate (per annum) | 6.25% to 6.55% | 6.55% | 6.60% | 7.10% | 7.10% | 7.10% |
| Rate of return on plan assets (for funded scheme) | 6.25% to 7.47% | - | 8.00% | 9.00% | 9.00% | 8.55% |
| Withdrawal rate | 8% to 10% | 7.00% | - | 8% to 10% | 7.00% | 8.00% |
| Expected returns on EPFO | - | - | 8.25% | - | - | 8.65% |
| Rate of increase in compensation | 5% to 9% | 5.00% | - | 9.00% | 9.00% | - |

ii) Mortality rates considered are as per the published rates in the Indian Assured Lives Mortality (2012-14) Table. (Indian Assured Lives Mortality (2006-08)) mortality table.

iii) Leave policy: Leave balance as at the valuation date and each subsequent year following the valuation date to the extent not availed by the employee accrued till 31 December, 2014, is available for encashment on separation from the Company up to a maximum of 120 days.

iv) The contribution to be made by the Company for funding its liabilities for gratuity (funded and non funded) and towards provident fund during the financial year 2019-20 amounts to ₹ 2.22 crore.

v) The expected rate of return on plan assets is based on market expectation, at the beginning of the year, for returns over entire life of the related obligation.

vi) The assumption of future salary increases, considered in actuarial valuation, takes account of inflation, seniority, promotion, supply and demand and other relevant factors.

vii) Liability on account of long term absences has been actuarially valued as per Projected Unit Credit Method.

viii) Short term compensated absences have been provided on actual basis.

11 (A) Current tax liabilities

| Particulars | As at | As at |
|---|----------------|----------------|
| | 31 March, 2020 | 31 March, 2019 |
| | ₹ in crore | ₹ in crore |
| Provision for taxation (refer note below) | 26.48 | 16.92 |
| Total current tax liabilities | 26.48 | 16.92 |

OGD Services Holdings Limited, Mauritius (formerly known as Essar Oilfields Services Limited) (a subsidiary) had employed its asset in Indonesia during the period 2011 to 2015 and is registered as Essar Oilfields Services Limited ("Indonesian PE") as per local requirements. The Oilfields services business in Indonesia is subject to deemed taxation which is 6% of the assessed deemed income of the Indonesian PE. Corporate taxes are payable monthly and annual Branch tax computed based on calendar year is to be discharged within 4 (four) months of close of the calendar year.

The subsidiary has approached the Indonesian Tax Authorities for reassessment of tax liability and the same is ongoing. The subsidiary expects the overall tax liability to Indonesian Tax Authorities would be lower than actually accounted in the books. However, as a prudent accounting practice, the subsidiary has provided penal interest for delay in payment of tax.

The subsidiary has approached the Indonesian Tax Authorities for reassessment of tax liability and received a demand notice for IDR 57,297,961,030/- on March 16, 2020 from Indonesian Tax Authorities. Accordingly, the tax liability has been restated by transferring USD 823,480 from penal interest shown under accrued expenses. Since the Subsidiary has provided the required tax liability as per demand notice, the excess penal interest appearing in the accrued expenses has been reversed as on March 31, 2020.

11 (B) Other current liabilities

| Particulars | As at | As at |
|--|----------------|----------------|
| | 31 March, 2020 | 31 March, 2019 |
| | ₹ in crore | ₹ in crore |
| Statutory and other related dues | 10.80 | 27.44 |
| Payable in respect of capital goods | 6.64 | 42.48 |
| Deferred profit on sale and lease back | 6.48 | 7.51 |
| Unearned revenue on services | 3.23 | 5.09 |
| Total other current liabilities | 27.16 | 82.51 |

12 Revenue from operations

| Particulars | Year ended | Year ended |
|---|-----------------|-----------------|
| | 31 March, 2020 | 31 March, 2019 |
| | ₹ in crore | ₹ in crore |
| Sale of services | | |
| Fleet operating and chartering earnings | 1,037.88 | 937.10 |
| Rig operating and chartering earnings | 291.03 | 361.51 |
| Other operating income | | |
| Profit on sale of vessel | 1.03 | 3.44 |
| Scarp sales | 0.47 | 0.43 |
| Supervision / management fees | 13.75 | 6.70 |
| Total | 1,344.15 | 1,309.18 |

13 Other income

| Particulars | Year ended | Year ended |
|---|----------------|----------------|
| | 31 March, 2020 | 31 March, 2019 |
| | ₹ in crore | ₹ in crore |
| Interest income | | |
| - from banks | 0.61 | 0.62 |
| - from related parties on intercorporate deposits (refer note 26) | 2.58 | 19.33 |
| - from others | 138.94 | 6.60 |
| Net gain /(loss) on foreign currency translation and transactions | 6.53 | 0.96 |
| Other non operating income * | 1.49 | 29.79 |
| Total | 150.14 | 57.30 |

* A subsidiary (Energy Transportation International Limited, Bermuda) went into members voluntary liquidation during the year and dissolved on 12 March, 2020. Final disbursement on liquidation (₹ 0.08 crore) has been included in other non operating income.

14 Operating expenses

| Particulars | Year ended | Year ended |
|---|----------------|----------------|
| | 31 March, 2020 | 31 March, 2019 |
| | ₹ in crore | ₹ in crore |
| Consumption of stores and spares | 42.31 | 56.39 |
| Consumption of fuel, oil and water | 276.87 | 121.41 |
| Direct voyage expenses | 505.54 | 540.05 |
| Commission, brokerage and agency fees | 1.21 | 0.07 |
| Standing costs | 53.40 | 41.44 |
| Insurance, protection and indemnity club fees | 19.56 | 23.35 |
| Total | 898.90 | 782.71 |

| 15 | Employee benefits expense Particulars | Year ended | Year ended |
|----|--|----------------|----------------|
| | | 31 March, 2020 | 31 March, 2019 |
| | | ₹ in crore | ₹ in crore |
| | Offshore staff | | |
| | Salaries, wages and bonus | 78.12 | 93.86 |
| | Contribution to staff provident and other funds | 4.89 | 2.98 |
| | Staff welfare expenses | 5.50 | 6.91 |
| | Office staff | | |
| | Salaries, wages and bonus | 18.84 | 17.66 |
| | Contribution to staff provident and other funds | 1.88 | 1.67 |
| | Staff welfare expenses | 2.33 | 2.50 |
| | Total | 111.56 | 125.57 |
| 16 | Finance costs Particulars | Year ended | Year ended |
| | | 31 March, 2020 | 31 March, 2019 |
| | | ₹ in crore | ₹ in crore |
| | Interest expense | | |
| | - on bank loans | 136.11 | 188.96 |
| | - on loans from financial Institutions | 10.54 | 11.63 |
| | - on finance lease obligations | 1.29 | 1.33 |
| | - on debentures | 141.65 | 130.95 |
| | - on others | 81.33 | 39.27 |
| | Loan commitment / processing charges, guarantee fees and other charges | 61.66 | 23.60 |
| | Total | 432.58 | 395.74 |
| 17 | Other expenses Particulars | Year ended | Year ended |
| | | 31 March, 2020 | 31 March, 2019 |
| | | ₹ in crore | ₹ in crore |
| | Rent | 2.43 | 2.35 |
| | Rates and taxes | 0.19 | 0.26 |
| | Repairs and maintenance | | |
| | - buildings | 0.16 | 0.62 |
| | - others | 1.11 | 1.75 |
| | Legal and professional fees | 14.30 | 17.22 |
| | Travelling and conveyance | 1.44 | 1.59 |
| | Auditor's remuneration (refer note below) | 0.67 | 0.50 |
| | Net loss on foreign currency translation and transaction (other than considered as finance cost) | 17.00 | 38.05 |
| | Bad debts written off | 4.30 | 3.07 |
| | Other establishment expenses | 31.49 | 3.70 |
| | Total | 73.09 | 69.11 |

| Particulars | Year ended | Year ended |
|---------------------------|----------------|----------------|
| | 31 March, 2020 | 31 March, 2019 |
| | ₹ in crore | ₹ in crore |
| As auditor | 0.59 | 0.42 |
| Reimbursement of expenses | 0.01 | 0.01 |
| For other services | 0.07 | 0.07 |
| Total | 0.67 | 0.50 |

18 Exceptional Items

| Particulars | Year ended | Year ended |
|---|-----------------|-----------------|
| | 31 March, 2020 | 31 March, 2019 |
| | ₹ in crore | ₹ in crore |
| Expenses | | |
| Provision / Impairment for doubtful receivables / advances | 71.33 | 1,110.59 |
| Provision for impairment as per Ind AS 36 in the fair value of the associate based on management assessment & valuation report. | 35.77 | - |
| Impairment of fixed assets / capital work-in-progress | 664.46 | 687.62 |
| Impairment of goodwill | 720.10 | 1,688.76 |
| Total | 1,491.66 | 3,486.97 |

Impairment of receivables:

Two subsidiaries has assessed its receivables / Inter Corporate Deposit from a related party for recoverability as at 31 March 2020 and management feels these are no longer recoverable as the said related party does not have sufficient assets to repay its secured.

Impairment of investment:

The impairment of Group's investments in an associate, as per Ind AS 36 "Impairment of assets", is evaluated by the Management & valuation report and the process of validating various operational assumptions impacting the estimated future cash flows from an associate company and consequent effect on the investments. Accordingly the impairment of ₹ 35.77 crore has been considered.

Impairment of fixed assets and capital work-in-progress

One of the subsidiary has carried out the valuation of rigs during the financial year 2017-18 and based on the valuation report & applicable accounting framework, recognised the impairment of ₹ 664.46 crore in the books as on March 31, 2018 but at that time Holding company have not considered the same because sufficient Goodwill (on consolidation) was there in consolidated financial statement. Now during the year, Holding company has taken impairment of the subsidiary company and eventually impaired the Goodwill also, so impairment of rigs also recognised during the year.

Impairment of goodwill

Goodwill of ₹ 720.10 crore was related to one of the subsidiary company. During the year the Holding company has impaired the investment in that subsidiary company on the basis of report provided by the Independent valuer. Eventually, the group has impaired the Goodwill in consolidated financial statement as on 31 March, 2020.

19 Income taxes

Income tax expense recognised in the profit and loss account comprises of:

| Particulars | Year ended | Year ended |
|--|----------------|----------------|
| | 31 March, 2020 | 31 March, 2019 |
| | ₹ in crore | ₹ in crore |
| Current income taxes | 1.11 | 1.45 |
| Income tax expense for the year | 1.11 | 1.45 |
| Effective tax rate (%) | -0.07% | -0.04% |

The reconciliation of income tax expense applicable to accounting loss before income tax at statutory income tax rate to income tax expense at the Company's effective income tax rate for the year ended 31 March, 2020 and 31 March, 2019 are as follows:

| Particulars | Year ended | Year ended |
|---|----------------|----------------|
| | 31 March, 2020 | 31 March, 2019 |
| | ₹ in crore | ₹ in crore |
| Profit / (Loss) before taxes | (1,685.74) | (3,776.11) |
| Effective tax rate in India: 34.608%* | - | - |
| Tax effect of adjustment for profits subject to tonnage tax regime / presumptive taxation | 1.11 | 1.45 |
| Income tax expense recognised in the profit and loss account | 1.11 | 1.45 |

*Note: In case of Indian shipping companies, tax expense is computed based on the gross tonnage of the vessels for the income subject to tonnage tax. In case of income not subject to tonnage tax, the same is calculated based on the taxable profits calculated in accordance with the local tax laws.

20 Financial Instruments

(i) Capital management

The Group manages its capital to ensure that entities in the Company will be able to continue as a going concern while maximising the return to stakeholders through the optimisation of the debt and equity balance. The Company's overall strategy remains unchanged from the previous year. The capital structure of the company consists of debt, which includes the borrowings including temporary overdrawn balance, cash and cash equivalents including short term bank deposits, equity comprising issued capital, reserves and non-controlling interests. The gearing ratio for the year is as under:

| Particulars | As at | As at |
|--|-------------------|-------------------|
| | 31 March, 2020 | 31 March, 2019 |
| | ₹ in crore | ₹ in crore |
| Debt (including borrowings from related and unrelated parties and finance lease obligations) | 4,641.44 | 4,771.18 |
| Less: Cash and cash equivalent including short term deposits (restricted) | (44.30) | (24.64) |
| Net debt (A) | 4,597.14 | 4,746.54 |
| Total equity (B) | (3,960.00) | (1,647.73) |
| Net debt to equity ratio (A/B) | (1.16) | (2.88) |

(ii) Categories of financial instruments

| Particulars | As at | | As at | |
|--|-----------------|-----------------|-----------------|-----------------|
| | 31 March, 2020 | | 31 March, 2019 | |
| | ₹ in crore | ₹ in crore | ₹ in crore | ₹ in crore |
| | Carrying value | Fair value | Carrying value | Fair value |
| Financial assets: | | | | |
| <u>At amortised cost</u> | | | | |
| Cash and cash equivalents | 44.30 | 44.30 | 24.64 | 24.64 |
| Loans and other receivables | 536.75 | 536.75 | 535.99 | 535.99 |
| Other financial assets | 497.42 | 497.42 | 562.87 | 562.87 |
| Total | 1,078.47 | 1,078.47 | 1,123.50 | 1,123.50 |
| Financial liabilities: | | | | |
| <u>At amortised cost</u> | | | | |
| Borrowings | 4,641.46 | 4,641.46 | 4,771.18 | 4,771.18 |
| Trade and other payables | 260.90 | 260.90 | 284.84 | 284.84 |
| <u>At fair value through profit and loss</u> | | | | |
| Other financial liabilities | 1,346.86 | 1,346.86 | 1,049.40 | 1,049.40 |
| Total | 6,249.22 | 6,249.22 | 6,105.43 | 6,105.43 |

Fair value measurements recognised in the statement of financial position:

The following table provides an analysis of financial instruments that are measured subsequent to initial recognition at fair value, grouped into Levels 1 to 3 based on the degree to which the fair value is observable.

-Level 1 fair value measurements are those derived from quoted prices (unadjusted) in active markets for identical assets or liabilities.

-Level 2 fair value measurements are those derived from inputs other than quoted prices included within Level 1 that are observable for the asset or liability, either directly (i.e. as prices) or indirectly (i.e. derived from prices).

-Level 3 fair value measurements are those derived from valuation techniques that include inputs for the asset or liability that are not based on observable market data (unobservable inputs).

The fair value of the financial assets and liabilities are included at the amount at which the instrument could be exchanged in a current transaction between willing parties, other than in a forced or liquidation sale. The following methods and assumptions were used to estimate the fair values:

- Cash and short-term deposits, trade and other receivables, trade and other payables, and other current liabilities approximate their carrying amounts largely due to the short-term maturities or nature of these instruments.
- The fair value of loans from banks and other financial indebtedness as well as other non current financial liabilities is estimated by discounting future cash flows using rates currently available for debt or similar terms and remaining maturities.
- Derivative instruments have been fair valued on the reporting date on the basis of quotes provided by the third party qualified valuer / market participants.

(iii) Fair value of financial instruments:

All financial assets are initially recognised at fair value of consideration paid. Subsequently, financial assets are carried at fair value or amortized cost less impairment. Where non – derivative financial assets are carried at fair value, gains and losses on re- measurement are recognised directly in equity unless the financial assets have been designated as being held at fair value through profit or loss, in which case the gains and losses are recognised directly in the standalone statement of profit and loss. Financial assets are designated as being held at fair value through profit or loss when it is necessary to reduce measurement inconsistency for related assets and liabilities. All financial liabilities other than derivatives are initially recognised at fair value of consideration received net of transaction costs as appropriate (initial cost) and subsequently carried at amortised cost.

(iv) Financial risk management objectives:

The Group's principal financial liabilities comprise of loan from banks and financial institutions, finance lease obligations, overdrafts and trade payables. The main purpose of these financial liabilities is to raise finance for the Group's operations. The Group has various financial assets such as trade receivables, cash and short term deposits, which arise directly from its operations.

The main risks arising from Group's financial instruments are foreign currency risk, interest rate risk, credit risk and liquidity risk. The Board of Directors review and agree policies for managing each of these risks.

(v) Market risk:**(a) Foreign currency risk:**

Foreign currency risk mainly arises from transactions undertaken by an operating unit denominated in currencies other than its functional currency. Exposure to foreign currency risk is partly mitigated by natural hedges of matching revenues and costs.

The carrying amounts of the Group's financial assets and financial liabilities denominated in foreign currencies at the reporting date are as follows:

| Particulars | As at 31 March, 2020 | | As at 31 March, 2019 | |
|----------------------------------|-------------------------|-----------------------|-------------------------|-----------------------|
| | ₹ in crore | ₹ in crore | ₹ in crore | ₹ in crore |
| | Financial assets | Financial liabilities | Financial assets | Financial liabilities |
| United States Dollars (US\$) | 837.03 | 819.22 | 1,164.70 | 2,337.80 |
| Currencies other than INR & US\$ | 0.76 | 7.89 | 1.16 | 8.01 |
| Total | 837.79 | 827.11 | 1,165.86 | 2,345.81 |

The following table details the Group's sensitivity to a 5% increase and decrease in the functional currency against the relevant foreign currencies of all the companies in the Group. 5% is the sensitivity rate used when reporting foreign currency risk internally to key management personnel and represents management's assessment of the reasonably possible change in foreign exchange rates. The sensitivity analysis includes only outstanding foreign currency denominated monetary items and adjusts their translation at the period end for a 5% change in foreign currency rates. A positive number below indicates an increase in profit and other equity where the respective functional currency strengthens by 5% against the relevant foreign currency. For a 5% weakening of the functional currency against the relevant currency, there would be an equal and opposite impact on the profit and other equity, and the balances below would be negative.

| Particulars | As at 31 March, 2020 | As at 31 March, 2019 |
|--|-------------------------|-------------------------|
| | ₹ in crore | ₹ in crore |
| US\$ impact (impact on profit before tax) | 0.53 | (59.00) |

(b) Interest rate risk:

The Group is exposed to interest rate risk as entities in the Company borrow funds at floating interest rates. The interest rate risk is managed by monitoring the Group's level of borrowings periodically and structuring its borrowings on varying maturities and interest rate terms. The Group's exposures to interest rates on financial assets and financial liabilities are detailed in the liquidity risk management section of this note.

Interest rate sensitivity analysis:

The sensitivity analysis below has been determined based on the exposure to interest rates at the balance sheet date. For floating rate liabilities, the analysis is prepared assuming the amount of liability outstanding at the balance sheet date was outstanding for the whole year. A 50 basis point increase or decrease is used when reporting interest rate risk internally to key management personnel and represents management's assessment of the reasonably possible change in interest rates.

If interest rates had been 50 basis points higher/lower and all other variables were held constant, the Group's loss for the year ended 31 March, 2020 would increase/decrease by ₹ 14.06 crore (previous year ₹ 15.14 crore). This is mainly attributable to the Group's exposure to interest rates on its variable rate borrowings.

(c) Commodity price risk:

The Company does not deal in commodities and hence the disclosure pursuant to SEBI Circular dated November 15, 2018 is not required to be given

(d) Other price risk:

The Group is not exposed to any significant equity price risks arising from equity investments, as on March 31, 2020. Equity investments are held for strategic rather than trading purposes. The Group does not actively trade these investments.

Equity price sensitivity analysis:

There is no exposure to equity price risks as at the reporting date or as at the previous reporting date.

(vi) Credit risk:

The credit risk is primarily attributable to the Group's trade and other receivables and guarantees given by the group on behalf of others. The amounts presented in this standalone statement of financial position are net of allowances for doubtful receivables, estimated by management based on prior experience and their assessment of the current economic environment. The maximum related party credit exposure at 31 March, 2020 on account of carrying amount of advances /deposit, trade and other receivables and guarantees is disclosed in note 26 on related party transactions. Based on the creditworthiness of the related parties, financial strength of related parties and its parents and past history of recoveries from them, the credit risk is mitigated.

Cash and cash equivalents are held with reputable and credit-worthy banks.

(vii) Liquidity risk:

Ultimate responsibility for liquidity risk management rests with the Board of Directors, which has built an appropriate liquidity risk management framework for the management of the Group's short, medium and long-term funding and liquidity management requirements. The Group manages liquidity risk by maintaining adequate reserves, banking facilities and reserve borrowing facilities, by continuously monitoring forecast and actual cash flows and matching the maturity profiles of financial assets and liabilities.

The Group monitors its risk of shortage of funds using a recurring liquidity planning tool. This tool considers the maturity of both its financial investments and financial assets (e.g. accounts receivables, other financial assets) and projected cash flows from operations, public offerings and refinancing of current borrowings.

Liquidity table:

The following tables detail the Group's remaining contractual maturity for its financial liabilities. The tables have been drawn up based on the cash flows of financial liabilities based on the earliest date on which the Group can be required to pay:

| Particulars | As at 31 March, 2019 | | | Total |
|------------------------------------|-------------------------|---|----------------------|-----------------|
| | Not later than one year | Later than one year but not later than five years | more than five years | |
| | ₹ in crore | ₹ in crore | ₹ in crore | |
| Financial instruments: | | | | |
| Borrowings | 2,509.55 | 2,261.63 | - | 4,771.18 |
| Trade and other payables | 284.84 | - | - | 284.84 |
| Other financial liabilities | 1,049.40 | - | - | 1,049.40 |
| Total financial liabilities | 3,843.79 | 2,261.63 | - | 6,105.42 |

| Particulars | As at 31 March, 2020 | | | Total |
|------------------------------------|-------------------------|---|----------------------|-----------------|
| | Not later than one year | Later than one year but not later than five years | more than five years | |
| | ₹ in crore | ₹ in crore | ₹ in crore | |
| Financial instruments: | | | | |
| Borrowings | 2,666.51 | 1,974.93 | - | 4,641.44 |
| Trade and other payables | 260.90 | - | - | 260.90 |
| Other financial liabilities | 1,346.86 | - | - | 1,346.86 |
| Total financial liabilities | 4,274.27 | 1,974.93 | - | 6,249.20 |

21 Leases

Details of leasing arrangements:a) **Finance leases: Group as a lessee**

The group has not entered into any non-cancellable finance lease.

b) **Operating leases: Group as a lessee**

The group has not entered into any non-cancellable operating lease.

22 **Contingent liabilities (to the extent not provided for)**a) **Claims against the company not acknowledged as debts**

| | As at 31 March, 2020 ₹ in crore | As at 31 March, 2019 ₹ in crore |
|--|---------------------------------------|---------------------------------------|
| Guarantee given by a bank against disputed custom duty demand of ₹ 27.40 crore by Directorate General of Foreign Trade | 30.00 | 30.00 |
| Income tax demand- appeal filed by the company with Commissioner of Income tax - Appeals* | 145.67 | 169.62 |
| Income tax demand - appeal filed by the Income tax department in the High court of Bombay against the order of Appellate Tribunal in favour of the Company | 7.29 | 7.29 |
| Compounding fees | 17.27 | - |

* The Income tax department has adjusted the refund of ₹ 26.69 crores (previous year ₹ 35.71 crore) against the above demand.

b) **Others**

| | As at 31 March, 2020 ₹ in crore | As at 31 March, 2019 ₹ in crore |
|---|---------------------------------------|---------------------------------------|
| Guarantees given by banks | 38.59 | 40.41 |
| Claims against the Group not acknowledged as debt | 38.50 | 52.75 |

23 Segment reporting

a) Basis of segmentation

The group has the following two reportable segments based on the information reviewed by the group's Chief Operating Decision Maker ('CODM')

- Fleet operating and chartering
- Oilfields services

Segments have been identified taking into account the organisational structure, nature of services, different risks and internal reporting system.

The Board of Directors of the company is considered to be the CODM which is responsible for allocating resources and assessing performance of the operating segments.

b) Business segment

| Particulars | As at | As at |
|--|-------------------|-------------------|
| | 31 March, 2020 | 31 March, 2019 |
| | ₹ in crore | ₹ in crore |
| Segment Revenue | | |
| Operating Income | | |
| Fleet operating and chartering | 1,058.35 | 979.76 |
| Rig operating and chartering | 367.57 | 442.14 |
| Total | 1,425.92 | 1,421.90 |
| Less: Inter segment revenue | (81.76) | (112.72) |
| Total Income from operations | 1,344.16 | 1,309.18 |
| Other income unallocated | 150.14 | 57.30 |
| Total Income | 1,494.30 | 1,366.48 |
| Segment Results | | |
| Fleet operating and chartering | 84.12 | 113.22 |
| Rig operating and chartering | 154.34 | (6.64) |
| Total | 238.46 | 106.58 |
| Less: Unallocated interest and finance costs | (432.54) | (395.74) |
| Profit / (Loss) before tax | (194.08) | (289.16) |
| Exceptional items | (1,685.74) | (3,486.97) |
| Profit / (Loss) for the period / year after exceptional items | (1,685.74) | (3,776.13) |
| Less: Tax expense | (1.11) | (1.45) |
| Profit / (Loss) for the period / year before share of profit of associate | (1,686.85) | (3,777.58) |
| Share of profit / (loss) of associate | - | 6.21 |
| Profit / (Loss) for the period / year after share of profit / (loss) of associate | (1,686.85) | (3,771.37) |
| Capital employed (segment assets-segment liabilities) | | |
| Fleet operating and chartering | (773.46) | (686.60) |
| - Assets | 900.09 | 1,076.69 |
| - Liabilities | (1,673.55) | (1,763.29) |
| Oilfields services | (1,204.69) | 772.45 |
| - Assets | 483.17 | 2,542.69 |
| - Liabilities | (1,687.86) | (1,770.24) |
| Unallocated | (6.90) | 170.61 |
| - Assets | 962.18 | 943.22 |
| - Liabilities | (969.08) | (772.61) |
| Total | (1,985.05) | 256.46 |

c) **Geographical segment**

The geographical information analyses the Group's revenue by the country of domicile and other countries. In presenting the geographical information, segment revenue has been based on the geographical selling location.

| Particulars | Year ended | Year ended |
|----------------------|-----------------|-----------------|
| | 31 March, 2020 | 31 March, 2019 |
| | ₹ in crore | ₹ in crore |
| India | 1,111.66 | 1,177.41 |
| Singapore | 137.79 | 64.21 |
| Cyprus | 12.10 | 6.63 |
| United Kingdom | 55.75 | 3.44 |
| United Arab Emirates | 21.06 | 32.51 |
| Switzerland | 12.39 | 24.39 |
| Canada | - | 0.58 |
| South Africa | 0.13 | - |
| Total | 1,350.88 | 1,309.18 |

66% (previous year 89%) of the operating income of the Group was derived from a single customer based in India. The Group provides both Fleet operating services to the said customer.

The main operating assets represent floating fleet, which are not identifiable to any geographical location.

24 **Earning per share**

The calculation of the basic and diluted earnings per share is based on the following data:

| Particulars | Year ended | Year ended |
|---|----------------|----------------|
| | 31 March, 2020 | 31 March, 2019 |
| | ₹ in crore | ₹ in crore |
| Loss for the year before exceptional items | (195.19) | (284.38) |
| Loss for the year after exceptional items | (1,686.85) | (3,771.35) |
| Equity shares at the beginning of the year (nos.) | 206,976,072 | 206,976,072 |
| Equity shares issued during the year (nos.) | - | - |
| Equity shares at the end of the year (nos.) | 206,976,072 | 206,976,072 |
| Weighted average equity shares for the purpose of calculating basic earnings per share (nos.) | 206,976,072 | 206,976,072 |
| Weighted average equity shares for the purpose of calculating diluted earnings per share (nos.) | 206,976,072 | 206,976,072 |
| Earnings per share - basic before exceptional items (face value of ₹10/- each) | (9.43) | (13.74) |
| Earnings per share - diluted before exceptional items (face value of ₹10/- each) | (9.43) | (13.74) |
| Earnings per share - basic after exceptional items (face value of ₹10/- each) | (81.50) | (182.21) |
| Earnings per share - diluted after exceptional items (face value of ₹10/- each) | (81.50) | (182.21) |

Note:

Equity shares to be issued upon conversion of FCCB and exercise of Employee Stock Option scheme have not been considered for the purpose of calculation of weighted average number of diluted equity shares, as they are anti dilutive.

25 **Employee Stock Option Scheme**

In the Annual general meeting held on September 9, 2011, the shareholders approved the issue of Employee Stock options under the Scheme titled "Essar Shipping Employee Stock options Scheme -2011" (hereafter named ESOS A).

The ESOS A allows the issue of options to employees and executive Directors of the Company and its subsidiaries (whether in India or abroad). Each option comprises one underlying equity share.

As per the Scheme, the Compensation Committee grants the options to the employees deemed eligible. The exercise price of each option shall be determined by the Compensation committee as per the said scheme. The options granted vest in a graded manner over a period of 5/4/3 years from the date of the grant in proportions specified in the Scheme. Options may be exercised within 7 years from the date of vesting. The Company has issued the said ESOS in two tranches on November 2, 2011 and February 8, 2012 at an exercise price of ₹ 22.30 each, the market price of the shares on the grant date of the ESOS was ₹ 22.30 per share and ₹31.30 per share respectively.

The difference between the market price of the share underlying the options granted on the date of grant of option and the exercise price of the option (being the intrinsic value of the option) representing Stock compensation expense is expensed over the vesting period.

26 Related party relationships, transactions and balances: (as per IND-AS 24)

a) Holding companies

- i) Essar Global Fund Limited, Cayman Island, ultimate holding company
- ii) IDH International Drilling Holdco Limited, Cyprus, intermediate holding company
- iii) Essar Shipping Mauritius Holdings Limited, Mauritius, immediate holding company

b) Associates

- i) Varada Drilling One Pte. Limited, Singapore
- ii) Varada Drilling Two Pte. Limited, Singapore
- iii) Arkay Logistics Limited, India

c) Key management personnel

- i) Mr. Ranjit Singh (President & CEO)
- ii) Capt. Rahul Bhargava (Executive Director)
- iii) Mr. Rajeev Nayyar (Wholetime Director & Chief Executive Officer)
- iv) Mr. Raghupati Mishra (Chief Financial Officer from 01.06.2019 till 03.03.2020)
- v) Mr. Ketan Shah (Chief Financial Officer)
- vi) Mr. Radhakrishna Murthy (Chief Financial Officer from 20.03.2020)
- vii) Mr. P.K. Srivastava (Non- Executive Director)
- viii) Mr. N. Srinivasan (Non- Executive Director)
- ix) Capt. B. S. Kumar (Non- Executive Director)
- x) Ms. Neelam Kapoor (Non- Executive Director till 23.12.2019)
- xi) Mr. Dinesh Pande (Non-Executive Director)
- xii) Mr. Ramesh Krishnan (Non- Executive Director from 23.12.2019 till 22.05.2020)
- xiii) Ms. Sunita Kotian (Non- Executive Director from 12.02.2020)
- xiv) Ms. Suparna Singh (Non-Executive Director till 12.02.2018)
- xv) Mr. Upendra Patro (Chief Financial Officer till 31.03.2019)
- xvi) Mr. Awaneesh Srivastava (Company Secretary till 01.07.2019)
- xvii) Ms. Jyotsna Gupta (Company Secretary from 02.07.2019)
- xviii) Mr. Habib Jan (Company Secretary)

d) Fellow subsidiaries / Other related parties :

- i) Aegis Limited
- ii) Essar Bulk Terminal Limited
- iii) Essar Ports Limited
- iv) Essar Steel India Limited (till 15.11.2019)
- v) Essar Shipping (Cyprus) Limited
- vi) Essar Projects India Limited
- vii) Essar Capital Holdings Limited
- viii) Essar Holdco Mauritius Limited
- ix) Essar Steel Logistics Limited
- x) Essar Oil Exploration & Production Limited
- xi) Imperial Consultants & Securities
- xii) Essar Bulk Terminal Paradip Limited

- xiii) Essar Windpower Private Limited
- xiv) Essar Capital (Mauritius) Limited
- xv) Essar Constructions Limited
- xvi) Essar Offshore Subsea Limited
- xvii) Equinox Business Park Private Limited
- xviii) Equiptrans Logistics Limited
- xvix) Essar Steel Metal Trading Limited
- xx) AGC Networks Limited
- xxi) Energy Holdco Mauritius Limited
- xxii) Essar Constructions India Limited
- xxiii) Essar Global Services Limited
- xxiv) Pt. Essar Indonesia
- xxv) ACV Oil FZE
- xxvi) Essar Energy Holding Limited

e) Trusts:

- (i) Essar Shipping Staff Provident Fund Trust
- (ii) Essar Shipping Employee Stock Options Trust

| f) Details of transactions with related parties during the year | ₹ in crore | | | | | | | | |
|---|------------------------|--|---------------------------|--|---------------------------|--|---------------------------|---------------------------|---------------------------|
| | Nature of transactions | Holding Companies / Promoter group companies | | Fellow subsidiaries/ Trust/ associates | | Managerial remuneration / Sitting fees | | Total | |
| | | Year ended 31 March, 2020 | Year ended 31 March, 2019 | Year ended 31 March, 2020 | Year ended 31 March, 2019 | Year ended 31 March, 2020 | Year ended 31 March, 2019 | Year ended 31 March, 2020 | Year ended 31 March, 2019 |
| Revenue from operations | | | | | | | | | |
| Essar Steel India Limited | - | - | 262.14 | 803.25 | - | - | 262.14 | 803.25 | |
| IDH International Drilling Holdco Limited | - | (1.29) | - | - | - | - | - | (1.29) | |
| Essar Shipping (Cyprus) Limited | - | - | 11.75 | 7.93 | - | - | 11.75 | 7.93 | |
| Total | - | (1.29) | 273.89 | 811.18 | - | - | 273.89 | 809.88 | |
| Interest income | | | | | | | | | |
| Essar Shipping Cyprus Limited | - | - | - | 0.25 | - | - | - | 0.25 | |
| Essar Global Fund Limited | 0.22 | - | - | - | - | - | 0.22 | - | |
| Essar Capital Holdings Limited | - | - | - | 19.85 | - | - | - | 19.85 | |
| Essar Projects (India) Limited | - | - | - | 0.65 | - | - | - | 0.65 | |
| Total | 0.22 | - | - | 20.75 | - | - | 0.22 | 20.75 | |
| Managerial remuneration # | | | | | | | | | |
| Ranjit Singh | - | - | - | - | 0.58 | 1.28 | 0.58 | 1.28 | |
| Rajeev Nayyar | - | - | - | - | 1.40 | 1.40 | 1.40 | 1.40 | |
| Raghupati Mishra | - | - | - | - | 1.03 | - | 1.03 | - | |
| Radhakrishna Murthy | - | - | - | - | 0.02 | - | 0.02 | - | |
| Capt Rahul Bhargava | - | - | - | - | 0.60 | 0.79 | 0.60 | 0.79 | |
| P.K. Srivastava | - | - | - | - | 0.07 | 0.07 | 0.07 | 0.07 | |
| N.Srinivasan | - | - | - | - | 0.10 | 0.13 | 0.10 | 0.13 | |
| Capt. B. S. Kumar | - | - | - | - | 0.10 | 0.16 | 0.10 | 0.16 | |
| Ketan Shah | - | - | - | - | 0.52 | - | 0.52 | - | |
| Jyotsna Gupta | - | - | - | - | 0.14 | - | 0.14 | - | |
| Mr. Upendra Patro - CFO (From Nov 17 to Mar 18) | - | - | - | - | - | 0.75 | - | 0.75 | |
| Dinesh Pandey | - | - | - | - | 0.01 | 0.05 | 0.01 | 0.05 | |
| Total | - | - | - | - | 4.57 | 4.62 | 4.57 | 4.62 | |
| Agency charges | | | | | | | | | |
| Essar Bulk Terminal Limited | - | - | 0.26 | 0.32 | - | - | 0.26 | 0.32 | |
| Arkay Logistics Limited | - | - | 0.65 | 0.14 | - | - | 0.65 | 0.14 | |
| Total | - | - | 0.91 | 0.46 | - | - | 0.91 | 0.46 | |

| | | | | | | | | |
|---|---|-------------|--------------|---------------|---|---|--------------|---------------|
| Freight/ hire charges | | | | | | | | |
| Essar Shipping (Cyprus) Limited | - | - | - | 110.11 | - | - | - | 110.11 |
| Total | - | - | - | 110.11 | - | - | - | 110.11 |
| Rent | | | | | | | | |
| Essar Oil Exploration & Production Limited | - | - | 0.34 | 0.36 | - | - | 0.34 | 0.36 |
| Total | - | - | 0.34 | 0.36 | - | - | 0.34 | 0.36 |
| Repair and maintenance | | | | | | | | |
| Essar Steel India Limited | - | - | 0.13 | 0.28 | - | - | 0.13 | 0.28 |
| AGC Networks Limited | - | - | 0.01 | - | - | - | 0.01 | - |
| Total | - | - | 0.14 | 0.28 | - | - | 0.14 | 0.28 |
| Professional / Management fees | | | | | | | | |
| Essar Capital (Mauritius) Limited | - | - | 0.18 | 0.76 | - | - | 0.18 | 0.76 |
| Total | - | - | 0.18 | 0.76 | - | - | 0.18 | 0.76 |
| Interest expenses | | | | | | | | |
| Essar Holdco Mauritius Limited | - | - | 13.18 | 12.96 | - | - | 13.18 | 12.96 |
| Arkay Logistics Limited | - | - | 0.76 | 0.74 | - | - | 0.76 | 0.74 |
| Total | - | - | 13.93 | 13.70 | - | - | 13.93 | 13.70 |
| Contribution to staff provident fund | | | | | | | | |
| Essar Shipping Staff Provident Fund Trust | - | - | 1.66 | 0.82 | - | - | 1.66 | 0.82 |
| Total | - | - | 1.66 | 0.82 | - | - | 1.66 | 0.82 |
| Loans and advances given | | | | | | | | |
| Varada Drilling One Pte Limited | - | - | 0.30 | 0.14 | - | - | 0.30 | 0.14 |
| Varada Drilling Two Pte Limited | - | - | 0.26 | 0.07 | - | - | 0.26 | 0.07 |
| IDH International Drilling Holdco Limited | - | 0.03 | - | - | - | - | - | 0.03 |
| Essar Projects Limited | - | - | - | 21.23 | - | - | - | 21.23 |
| Total | - | 0.03 | 0.56 | 21.44 | - | - | 0.56 | 21.47 |
| Loans and advances received | | | | | | | | |
| Essar shipping Cyprus Limited | - | - | 0.18 | 0.62 | - | - | 0.18 | 0.62 |
| Total | - | - | 0.18 | 0.62 | - | - | 0.18 | 0.62 |

Does not include the amount payable towards gratuity and compensated absences by the Company as the same is calculated for the Company as a whole on actuarial basis.

| g) Outstanding balances with related parties | | | | | | | | ₹ in crore |
|--|--|----------------------|--|----------------------|--|----------------------|----------------------|----------------------|
| Nature of transactions | Holding Companies / Promoter group companies | | Fellow subsidiaries/ Trust/ associates | | Managerial remuneration / Sitting fees | | Total | |
| | As at 31 March, 2020 | As at 31 March, 2019 | As at 31 March, 2020 | As at 31 March, 2019 | As at 31 March, 2020 | As at 31 March, 2019 | As at 31 March, 2020 | As at 31 March, 2019 |
| Trade receivables | | | | | | | | |
| Essar Steel India Limited | - | - | - | 63.08 | - | - | - | 63.08 |
| Arkay Logistics Limited | - | - | 0.91 | 0.20 | - | - | 0.91 | 0.20 |
| Essar Shipping (Cyprus) Limited | - | - | 2.33 | - | - | - | 2.33 | - |
| Essar Ports Limited | - | - | 0.13 | 0.50 | - | - | 0.13 | 0.50 |
| Essar Oil & Gas Exploration & Production Limited | - | - | 0.92 | - | - | - | 0.92 | - |
| Total | - | - | 4.29 | 63.77 | - | - | 4.29 | 63.77 |
| Unbilled revenue receivable | | | | | | | | |
| Essar Steel India Limited | - | - | - | 0.14 | - | - | - | 0.14 |
| Total | - | - | - | 0.14 | - | - | - | 0.14 |
| Loans and advances (including interest accrued) | | | | | | | | |
| Essar Global Fund Limited | 4.42 | 4.06 | - | - | - | - | 4.42 | 4.06 |
| IDH International Drilling Holdco Limited | 99.77 | 3.83 | - | - | - | - | 99.77 | 3.83 |
| Essar Shipping (Cyprus) Limited | - | - | - | 4.20 | - | - | - | 4.20 |
| Essar Shipping Employee Stock Options Trust | - | - | 0.41 | 0.41 | - | - | 0.41 | 0.41 |
| Varada Drilling One Pte Limited | - | - | - | 1.86 | - | - | - | 1.86 |
| Varada Drilling Two Pte Limited | - | - | - | 1.19 | - | - | - | 1.19 |
| Essar Capital Holdings Limited | - | - | 506.58 | 444.49 | - | - | 506.58 | 444.49 |
| Essar Capital (Mauritius) Limited | - | - | 0.03 | - | - | - | 0.03 | - |
| Essar Projects Limited | - | - | 24.76 | 21.87 | - | - | 24.76 | 21.87 |
| Essar Energy Holding Limited | - | - | 6.78 | - | - | - | 6.78 | - |
| Arkay Logistics Limited | - | - | - | 0.20 | - | - | - | 0.20 |
| Essar Steel Metal Trading Limited | - | - | 183.16 | 205.05 | - | - | 183.16 | 205.05 |
| Total | 104.18 | 7.89 | 538.57 | 474.21 | - | - | 642.75 | 482.10 |
| Advance received from Customer | | | | | | | | |
| Arkay Logistics Limited | - | - | 4.50 | 5.64 | - | - | 4.50 | 5.64 |
| Total | - | - | 4.50 | 5.64 | - | - | 4.50 | 5.64 |
| Trade payables | | | | | | | | |
| Essar Bulk Terminal Limited | - | - | 3.25 | 3.38 | - | - | 3.25 | 3.38 |
| Arkay Logistics Limited | - | - | 1.19 | 0.63 | - | - | 1.19 | 0.63 |
| Aegis Limited | - | - | - | 0.04 | - | - | - | 0.04 |
| AGC Networks Limited | - | - | 0.53 | - | - | - | 0.53 | - |
| Essar Projects Limited | - | - | - | 2.01 | - | - | - | 2.01 |
| Essar Oil & Gas Exploration & Production Limited | - | - | - | 0.36 | - | - | - | 0.36 |
| Essar Constructions India Limited | - | - | - | 2.99 | - | - | - | 2.99 |
| Essar Shipping (Cyprus) Limited | - | - | 44.92 | 28.27 | - | - | 44.92 | 28.27 |
| Essar Capital (Mauritius) Limited | - | - | 0.98 | 0.86 | - | - | 0.98 | 0.86 |
| Essar Steel Logistics Limited | - | - | - | 0.06 | - | - | - | 0.06 |
| Equiptrans Logistics Limited | - | - | 0.00 | 0.21 | - | - | 0.00 | 0.21 |
| Essar Shipping Staff Provident Fund Trust | - | - | 0.14 | 0.18 | - | - | 0.14 | 0.18 |
| Total | - | - | 51.01 | 38.98 | - | - | 51.01 | 38.98 |
| Loans and advances received | | | | | | | | |
| Arkay Logistics Limited | - | - | 21.87 | 19.33 | - | - | 21.87 | 19.33 |
| Essar Holdco Mauritius Limited | - | - | 288.65 | 251.99 | - | - | 288.65 | 251.99 |
| Total | - | - | 361.68 | 310.69 | - | - | 361.68 | 310.69 |
| Interest accrued but not due on loans (ICD) | | | | | | | | |
| Essar Steel India Limited | - | - | - | 13.02 | - | - | - | 13.02 |
| Essar Global Fund Limited | - | 1.79 | - | - | - | - | - | 1.79 |
| Total | - | 1.79 | - | 13.02 | - | - | - | 14.81 |

27 Going Concern

As at 31 March, 2020, the Group's Current Liabilities exceed its Current Assets by ₹ 3,014.93 crore, further there are accumulated losses of ₹ 9,555.28 crore as against capital and reserves of ₹ 5,333.82 crore and the group has also defaulted on several loans and recovery actions have been initiated by the lenders. The group has also defaulted on payment of some statutory dues. Company has received notices from DRT/NCLT for enforcement of Guarantee given by the company on behalf of a subsidiary company. The lenders have also filed similar recovery applications against the said subsidiary. The following steps are being taken by the management to remedy the position;

- 1) Loan from a public financial institution along with interest accrued thereon amounting to ₹ 1,352.49 crore classified as Current is expected to be settled as per the one time settlement approved.
- 2) Group has proposed settlement / restructuring plan with some of the lenders through monetisation of some assets and management is confident of getting positive outcome from the lenders.
- 3) The Subsidiary company has received settlement plan from one of the lenders and they have successfully settled the loan during the year. Management of subsidiary has proposed the settlement / restructuring plan with balance lenders based on the revenue generation plan and management is confident of getting positive outcome from the lenders.
- 4) The Group has formulated the business plan to turn profitable in the coming years.

Based on the above, the management feels that the Group will in the future be able to turn around, start making profits and be able to meet its liabilities (including statutory liabilities) as and when they become due. The financial statements are accordingly prepared on going concern basis.

28 Additional Information as required under Schedule III of the Companies Act, 2013

| Name of the entity in the group | Net Assets (Total Assets less Total Liabilities) | | Share in Profit & Loss | | Share in Total Comprehensive Income | |
|--|---|---------------------|--|---------------------|---|---------------------|
| | As a % of Consolidated Net Assets | Amount (₹ in crore) | As a % of Consolidated Profit / (Loss) | Amount (₹ in crore) | As a % of Consolidated Comprehensive Income | Amount (₹ in crore) |
| | | | | | | |
| Parent | | | | | | |
| Essar Shipping Limited | 69.65% | (2,758.07) | 93.44% | (1,576.16) | 93.43% | (1,573.32) |
| Subsidiaries (Indian) | | | | | | |
| OGD Services Limited | 20.36% | (806.08) | -2.13% | 35.91 | -2.13% | 35.91 |
| Starbit Oilfield Services India Limited | 0.28% | (10.94) | 0.44% | (7.42) | 0.44% | (7.42) |
| Subsidiaries (Foreign) | | | | | | |
| OGD Services Holdings Limited | 22.04% | (872.60) | 1.32% | (22.25) | 1.32% | (22.24) |
| Energy II Limited | -11.74% | 465.08 | 1.18% | (19.88) | 1.18% | (19.87) |
| Essar Shipping DMCC | -0.57% | 22.62 | 5.75% | (97.04) | 5.76% | (97.03) |
| Non controlling interests | | | | | | |
| OGD Services Limited (Indian Subsidiary) | - | (208.37) | - | - | - | - |
| Energy II Limited (Foreign Subsidiary) | - | 102.18 | - | (5.35) | - | (5.35) |
| Associates (Indian) | | | | | | |
| Arkay Logistics Limited | - | - | - | - | - | - |
| Associates (Foreign) | | | | | | |
| Varada Drilling One Pte Limited | - | - | - | - | - | - |
| Varada Drilling Two Pte Limited | - | - | - | - | - | - |

29 Impact of COVID-19

The global spread of COVID-19 has led to an uncertain and unpredictable path ahead for all of us. The pandemic has especially hit the shipping & oilfield industry. There has been a considerable reduction in revenue of the group. The group has evaluated its liquidity position and of recoverability and carrying values of its assets and have concluded that no material adjustments required at this stage except note no. 18.

30 Subsequent event

Loan from a public financial institution along with interest accrued thereon amounting to ₹ 1352.49 crore is classified as current liability, for which the company has received in-principle approval for one time settlement (OTS) from the lender.

31 The previous year figures have been regrouped / reclassified wherever necessary to correspond with the current year's classification / disclosure.

As per our attached report of even date**For C N K & Associates LLP**

Chartered Accountants

Firm Registration No. : 101961 W/W-100036

Sd/-

Himanshu Kishnadwala

Partner

Membership No. 37391

Mumbai

29 June, 2020

Sd/-

Capt. Rahul Bhargava

Director

(DIN: 07618915)

Sd/-

Ketan Shah

Chief Financial Officer

Mumbai

29 June, 2020

For and on behalf of the Board

Sd/-

N. Srinivasan

Director

(DIN: 0004195)

Sd/-

Jyotsna Gupta

Company Secretary

Membership No. ACS 23899

If undelivered, please return to:

Data Software Research Company Private Limited

Unit: Essar Shipping Limited

19, Pycroft Garden Road,

Off Haddows Road,

Nungambakkam, Chennai - 600 006.

Tel.: (044) 2821 3738 / 2821 4487

Fax : (044) 2821 4636

Email : essar.shipping@dsrc-cid.in